

WISCONSIN MEDICAID

Note: Wisconsin implemented BadgerCare Plus on 2/01/2008. Because BadgerCare Plus simplified the eligibility determination, categories for Family Coverage were changed from sub-programs to types of individuals. This report shows the number of members certified by each county or tribe. The county of certification may or may not be the county of residence.

COUNTY OR TRIBE: ADAMS

2024

	JAN	FEB	MAR	APR	MAY	JUN	JUL	AUG	SEP	OCT	NOV	DEC
Childless Adults	946	855	737
Children	950	966	920
Income Extensions	942	877	664
Parents/Caretakers	492	472	412
Pregnant Women	82	71	63
Youths Exiting	.	.	2
BadgerCare Plus Total	3412	3241	2798
Institutionalized	23	24	22
MAPP	335	335	340
SSI	385	375	367
SSI-Related	337	345	367
Waiver	128	123	117
Elderly & Disabled Coverage Total	1208	1202	1213
Family Planning Only Services	88	88	83
Foster Care	39	39	35
Medicare Beneficiaries	99	99	117
Miscellaneous	5	5	5
Subsidized Adoption	1	1	1
Well Woman MA	3	3	3
Other Coverage Total	235	235	244
Total Coverage	4855	4678	4255

WISCONSIN MEDICAID

Note: Wisconsin implemented BadgerCare Plus on 2/01/2008. Because BadgerCare Plus simplified the eligibility determination, categories for Family Coverage were changed from sub-programs to types of individuals. This report shows the number of members certified by each county or tribe. The county of certification may or may not be the county of residence.

COUNTY OR TRIBE: ADAMS**2023**

	JAN	FEB	MAR	APR	MAY	JUN	JUL	AUG	SEP	OCT	NOV	DEC
Childless Adults	758	802	838	878	892	876	862	908	894	968	982	962
Children	712	723	736	765	780	728	704	743	801	916	902	927
Income Extensions	570	597	598	618	651	653	677	734	789	864	919	918
Parents/Caretakers	337	343	362	378	391	378	374	410	440	491	486	486
Pregnant Women	66	65	69	75	73	66	64	70	79	83	83	86
Youths Exiting	1	1	1	1	1
BadgerCare Plus Total	2444	2531	2604	2715	2788	2701	2681	2865	3003	3322	3372	3379
Institutionalized	24	28	29	28	24	27	24	29	26	21	21	22
MAPP	281	277	274	271	269	280	282	286	287	291	290	306
SSI	423	424	421	420	425	401	402	405	402	399	391	386
SSI-Related	286	291	291	292	298	305	306	297	294	296	294	303
Waiver	168	167	164	162	167	147	151	146	148	152	146	142
Elderly & Disabled Coverage Total	1182	1187	1179	1173	1183	1160	1165	1163	1157	1159	1142	1159
Family Planning Only Services	83	84	89	95	94	86	80	78	75	77	79	76
Foster Care	35	35	36	36	36	37	37	36	37	37	37	37
Medicare Beneficiaries	85	84	83	83	85	93	91	91	87	86	87	93
Miscellaneous	7	7	7	7	7	9	6	5	6	7	7	6
Subsidized Adoption	1	1	1	1	1	1	1	1	1	1	1	1
Well Woman MA	3	3	3	3	3	3	3	3	3	3	3	3
Other Coverage Total	214	214	219	225	226	229	218	214	209	211	214	216
Total Coverage	3840	3932	4002	4113	4197	4090	4064	4242	4369	4692	4728	4754

WISCONSIN MEDICAID

Note: Wisconsin implemented BadgerCare Plus on 2/01/2008. Because BadgerCare Plus simplified the eligibility determination, categories for Family Coverage were changed from sub-programs to types of individuals. This report shows the number of members certified by each county or tribe. The county of certification may or may not be the county of residence.

COUNTY OR TRIBE: ADAMS**2022**

	JAN	FEB	MAR	APR	MAY	JUN	JUL	AUG	SEP	OCT	NOV	DEC
Childless Adults	1005	1018	1062	1039	950	785	665	631	627	670	725	763
Children	1009	996	1015	987	896	696	622	567	584	605	657	702
Income Extensions	658	700	732	756	694	528	467	426	445	486	545	560
Parents/Caretakers	512	505	536	518	485	362	309	289	290	298	323	332
Pregnant Women	82	82	79	75	64	50	50	49	51	59	59	62
Youths Exiting	.	.	.	1	1	1	1	.	.	.	1	1
BadgerCare Plus Total	3266	3301	3424	3376	3090	2422	2114	1962	1997	2118	2310	2420
Institutionalized	36	35	33	34	35	35	32	31	30	28	25	25
MAPP	327	328	327	329	337	332	342	309	277	274	274	278
SSI	408	411	415	417	419	418	411	412	414	417	420	423
SSI-Related	358	362	358	362	363	363	333	308	293	277	279	284
Waiver	163	172	169	170	170	168	170	169	172	174	172	164
Elderly & Disabled Coverage Total	1292	1308	1302	1312	1324	1316	1288	1229	1186	1170	1170	1174
Family Planning Only Services	121	119	119	118	115	92	82	72	67	71	81	84
Foster Care	36	36	36	36	36	36	36	36	36	34	34	36
Medicare Beneficiaries	124	124	122	122	121	120	110	100	91	86	88	88
Miscellaneous	7	7	7	7	7	7	7	7	7	7	7	7
Subsidized Adoption	1	1	1	1	1	1	1	1	1	1	1	1
Well Woman MA	4	4	3	3	3	3	3	3	3	3	3	3
Other Coverage Total	293	291	288	287	283	259	239	219	205	202	214	219
Total Coverage	4851	4900	5014	4975	4697	3997	3641	3410	3388	3490	3694	3813

WISCONSIN MEDICAID

Note: Wisconsin implemented BadgerCare Plus on 2/01/2008. Because BadgerCare Plus simplified the eligibility determination, categories for Family Coverage were changed from sub-programs to types of individuals. This report shows the number of members certified by each county or tribe. The county of certification may or may not be the county of residence.

COUNTY OR TRIBE: ADAMS**2021**

	JAN	FEB	MAR	APR	MAY	JUN	JUL	AUG	SEP	OCT	NOV	DEC
Childless Adults	1047	1065	1066	1012	970	931	933	955	967	973	988	996
Children	1246	1256	1264	1140	1075	987	988	988	1025	1043	1038	1024
Income Extensions	487	493	495	483	465	455	468	492	510	546	580	617
Parents/Caretakers	625	640	658	602	559	521	516	538	549	553	541	530
Pregnant Women	77	77	79	73	70	71	75	75	76	68	77	84
Youths Exiting	4	4	4	2	3	2	1
BadgerCare Plus Total	3486	3535	3566	3312	3142	2967	2981	3048	3127	3183	3224	3251
Institutionalized	42	43	44	41	44	44	43	44	42	40	41	41
MAPP	215	226	234	237	239	249	254	264	275	276	291	316
SSI	405	402	401	404	404	403	405	404	404	407	405	403
SSI-Related	249	271	276	277	281	286	297	302	308	314	329	347
Waiver	148	148	150	152	153	158	158	163	166	163	167	164
Elderly & Disabled Coverage Total	1059	1090	1105	1111	1121	1140	1157	1177	1195	1200	1233	1271
Family Planning Only Services	140	143	144	135	122	115	117	117	117	117	118	118
Foster Care	32	32	32	32	32	33	35	37	37	37	37	35
Medicare Beneficiaries	97	101	104	104	104	104	99	98	104	108	115	116
Miscellaneous	2	2	2	5	5	5	6	7	7	7	7	7
Subsidized Adoption	.	.	1	1	1	1	1	1	1	1	1	1
Well Woman MA	4	4	4	4	4	4	4	4	4	4	4	4
Other Coverage Total	275	282	287	281	268	262	262	264	270	274	282	281
Total Coverage	4820	4907	4958	4704	4531	4369	4400	4489	4592	4657	4739	4803

WISCONSIN MEDICAID

Note: Wisconsin implemented BadgerCare Plus on 2/01/2008. Because BadgerCare Plus simplified the eligibility determination, categories for Family Coverage were changed from sub-programs to types of individuals. This report shows the number of members certified by each county or tribe. The county of certification may or may not be the county of residence.

COUNTY OR TRIBE: ADAMS**2020**

	JAN	FEB	MAR	APR	MAY	JUN	JUL	AUG	SEP	OCT	NOV	DEC
Childless Adults	679	680	675	743	786	833	876	904	934	959	988	1014
Children	1109	1125	1106	1148	1167	1190	1195	1211	1226	1218	1233	1238
Income Extensions	378	358	358	380	371	377	378	391	409	446	457	484
Parents/Caretakers	464	469	476	514	538	543	555	567	589	582	596	596
Pregnant Women	56	60	57	60	59	61	73	75	82	83	81	86
Youths Exiting	3	2	2	2	2	2	1	1	1	2	2	4
BadgerCare Plus Total	2689	2694	2674	2847	2923	3006	3078	3149	3241	3290	3357	3422
Institutionalized	39	40	38	39	38	35	34	34	35	34	35	39
Katie Beckett Program	3	3	3	3	3
MAPP	158	157	157	154	158	159	169	172	178	183	184	206
SSI	403	399	397	397	397	399	396	394	392	393	399	403
SSI-Related	141	148	154	164	173	182	195	199	204	208	216	220
Waiver	122	123	124	129	131	135	134	137	136	140	144	145
Elderly & Disabled Coverage Total	866	870	873	886	900	910	928	936	945	958	978	1013
Family Planning Only Services	109	107	114	115	120	116	123	123	126	135	138	136
Foster Care	30	30	29	29	29	28	28	29	32	32	32	32
Medicare Beneficiaries	71	66	66	66	74	71	81	82	85	80	81	86
Miscellaneous	2	2	2	2	2	2	2	2	2	2	2	2
Well Woman MA	4	4	4	4	4	4	5	5	5	5	4	4
Other Coverage Total	216	209	215	216	229	221	239	241	250	254	257	260
Total Coverage	3771	3773	3762	3949	4052	4137	4245	4326	4436	4502	4592	4695

WISCONSIN MEDICAID

Note: Wisconsin implemented BadgerCare Plus on 2/01/2008. Because BadgerCare Plus simplified the eligibility determination, categories for Family Coverage were changed from sub-programs to types of individuals. This report shows the number of members certified by each county or tribe. The county of certification may or may not be the county of residence.

COUNTY OR TRIBE: ADAMS**2019**

	JAN	FEB	MAR	APR	MAY	JUN	JUL	AUG	SEP	OCT	NOV	DEC
Childless Adults	785	793	770	719	725	736	753	755	743	737	725	701
Children	1581	1544	1464	1353	1361	1356	1315	1286	1229	1236	1185	1147
Express Enroll-Children	1
Income Extensions	230	231	232	237	269	302	304	335	374	418	424	409
Parents/Caretakers	645	645	612	557	539	540	527	522	511	497	507	489
Pregnant Women	80	78	81	78	80	76	72	70	64	67	62	59
Youths Exiting	4	4	3	3	2	4	4	4	4	3	3	2
BadgerCare Plus Total	3326	3295	3162	2947	2976	3014	2975	2972	2925	2958	2906	2807
Institutionalized	44	42	46	52	52	50	47	49	44	47	45	40
Katie Beckett Program	2	2	2	2	2	2	2	3	3	3	3	3
MAPP	254	249	256	331	334	338	335	320	289	201	187	178
SSI	438	437	441	432	434	431	427	432	430	419	415	409
SSI-Related	126	129	136	176	171	166	167	167	189	121	129	139
Waiver	112	114	117	117	122	117	119	120	122	125	129	123
Elderly & Disabled Coverage Total	976	973	998	1110	1115	1104	1097	1091	1077	916	908	892
Family Planning Only Services	139	133	120	114	119	122	124	128	121	119	118	118
Foster Care	35	35	33	30	28	28	36	36	37	34	37	34
Medicare Beneficiaries	170	162	160	201	198	198	198	201	163	100	89	87
Miscellaneous	1	2	2	2	2	2	2	1	1	2	2	2
Well Woman MA	2	2	3	3	3	3	3	4	4	5	5	5
Other Coverage Total	347	334	318	350	350	353	363	370	326	260	251	246
Total Coverage	4649	4602	4478	4407	4441	4471	4435	4433	4328	4134	4065	3945

WISCONSIN MEDICAID

Note: Wisconsin implemented BadgerCare Plus on 2/01/2008. Because BadgerCare Plus simplified the eligibility determination, categories for Family Coverage were changed from sub-programs to types of individuals. This report shows the number of members certified by each county or tribe. The county of certification may or may not be the county of residence.

COUNTY OR TRIBE: ASHLAND

2024

	JAN	FEB	MAR	APR	MAY	JUN	JUL	AUG	SEP	OCT	NOV	DEC
Childless Adults	5	6	3
Children	29	41	46
Income Extensions	23	17	19
Parents/Caretakers	11	11	8
Pregnant Women	4	4	5
BadgerCare Plus Total	72	79	81
Institutionalized	6	3	6
MAPP	6	6	7
SSI	337	332	330
SSI-Related	4	6	6
Waiver	13	14	6
Elderly & Disabled Coverage Total	366	361	355
Family Planning Only Services	.	7	11
Foster Care	91	91	92
Medicare Beneficiaries	.	.	3
Miscellaneous	3	4	4
Subsidized Adoption	1	1	1
Well Woman MA	1	1	1
Other Coverage Total	96	104	112
Total Coverage	534	544	548

WISCONSIN MEDICAID

Note: Wisconsin implemented BadgerCare Plus on 2/01/2008. Because BadgerCare Plus simplified the eligibility determination, categories for Family Coverage were changed from sub-programs to types of individuals. This report shows the number of members certified by each county or tribe. The county of certification may or may not be the county of residence.

COUNTY OR TRIBE: ASHLAND**2023**

	JAN	FEB	MAR	APR	MAY	JUN	JUL	AUG	SEP	OCT	NOV	DEC
Childless Adults	5	6	3	3	3	3	5	3	4	3	3	4
Children	19	23	30	19	19	24	25	25	38	41	38	34
Income Extensions	16	20	18	21	19	21	23	22	24	23	19	24
Parents/Caretakers	13	14	18	10	11	11	9	11	12	16	18	9
Pregnant Women	1	2	2	2	2	2	4	5	7	5	3	4
Youths Exiting	1	.	.	.
BadgerCare Plus Total	54	65	71	55	54	61	66	66	86	88	81	75
Institutionalized	10	8	7	9	7	6	4	7	7	10	8	10
MAPP	4	3	3	3	3	3	4	4	7	4	5	4
SSI	383	383	384	384	383	363	359	357	357	356	349	346
SSI-Related	2	.	.	1	1	1	1	1	2	7	7	5
Waiver	7	5	9	8	6	8	10	11	11	12	11	13
Elderly & Disabled Coverage Total	406	399	403	405	400	381	378	380	384	389	380	378
Foster Care	85	88	90	90	92	92	96	96	93	94	93	92
Medicare Beneficiaries	.	1	1	1	3	2	1	1	3	3	1	2
Miscellaneous	7	7	7	5	5	5	3	4	4	3	3	3
Subsidized Adoption	.	.	1	1	1	1	1	1	1	1	1	1
Well Woman MA	1	1	1	1	1	1	2	2	1	1	1	1
Other Coverage Total	93	97	100	98	102	101	103	104	102	102	99	99
Total Coverage	553	561	574	558	556	543	547	550	572	579	560	552

WISCONSIN MEDICAID

Note: Wisconsin implemented BadgerCare Plus on 2/01/2008. Because BadgerCare Plus simplified the eligibility determination, categories for Family Coverage were changed from sub-programs to types of individuals. This report shows the number of members certified by each county or tribe. The county of certification may or may not be the county of residence.

COUNTY OR TRIBE: ASHLAND**2022**

	JAN	FEB	MAR	APR	MAY	JUN	JUL	AUG	SEP	OCT	NOV	DEC
Childless Adults	8	8	5	5	5	6	8	8	8	6	6	4
Children	37	36	29	31	31	30	21	21	27	23	22	24
Income Extensions	13	15	12	13	13	14	19	19	19	18	19	17
Parents/Caretakers	21	17	15	14	15	18	15	15	20	15	13	16
Pregnant Women	2	1	3	4	5	2	2	3	3	3	2	1
BadgerCare Plus Total	81	77	64	67	69	70	65	66	77	65	62	62
Institutionalized	26	30	28	25	21	20	13	15	16	16	16	12
MAPP	3	3	6	6	4	3	2	4	2	2	3	4
SSI	397	393	391	388	391	390	374	374	379	378	380	382
SSI-Related	3	2	3	2	2	1	1	1	2	2	1	2
Waiver	19	21	21	18	16	13	13	11	10	7	6	6
Elderly & Disabled Coverage Total	448	449	449	439	434	427	403	405	409	405	406	406
Foster Care	75	77	78	80	81	81	80	79	84	84	83	86
Medicare Beneficiaries	1	1	1	.	.	1	1	1
Miscellaneous	5	5	5	4	4	5	5	5	5	5	5	5
Well Woman MA	1	1	1	1	1	1	1	1	1	1	1	1
Other Coverage Total	82	84	85	85	86	88	86	85	90	90	90	93
Total Coverage	611	610	598	591	589	585	554	556	576	560	558	561

WISCONSIN MEDICAID

Note: Wisconsin implemented BadgerCare Plus on 2/01/2008. Because BadgerCare Plus simplified the eligibility determination, categories for Family Coverage were changed from sub-programs to types of individuals. This report shows the number of members certified by each county or tribe. The county of certification may or may not be the county of residence.

COUNTY OR TRIBE: ASHLAND**2021**

	JAN	FEB	MAR	APR	MAY	JUN	JUL	AUG	SEP	OCT	NOV	DEC
Childless Adults	3	6	4	4	4	3	2	3	3	6	6	7
Children	48	43	48	45	48	43	42	44	45	42	34	39
Income Extensions	34	22	21	18	19	16	13	17	17	18	20	18
Parents/Caretakers	24	29	26	29	30	28	27	25	29	30	28	28
Pregnant Women	5	2	4	3	4	3	3	5	6	5	3	2
Youths Exiting	1
BadgerCare Plus Total	114	102	103	99	106	93	87	94	100	101	91	94
Institutionalized	25	20	23	22	27	28	33	28	27	26	29	31
MAPP	2	2	2	4	3	2	2	2	2	2	2	3
SSI	402	403	405	406	404	405	405	403	397	397	399	400
SSI-Related	.	.	.	1	.	1	2	1	2	1	1	4
Waiver	27	18	21	23	21	14	13	16	16	22	25	18
Elderly & Disabled Coverage Total	456	443	451	456	455	450	455	450	444	448	456	456
Foster Care	69	69	69	71	71	70	72	70	70	71	70	71
Medicare Beneficiaries	1
Miscellaneous	1	1	1	1	2	2	3	3	3	4	5	5
Well Woman MA	1	1	1	1	1	1	1	1	1	1	1	1
Other Coverage Total	71	71	71	73	74	73	76	74	74	76	76	78
Total Coverage	641	616	625	628	635	616	618	618	618	625	623	628

WISCONSIN MEDICAID

Note: Wisconsin implemented BadgerCare Plus on 2/01/2008. Because BadgerCare Plus simplified the eligibility determination, categories for Family Coverage were changed from sub-programs to types of individuals. This report shows the number of members certified by each county or tribe. The county of certification may or may not be the county of residence.

COUNTY OR TRIBE: ASHLAND**2020**

	JAN	FEB	MAR	APR	MAY	JUN	JUL	AUG	SEP	OCT	NOV	DEC
Childless Adults	.	2	4	4	4	4	5	3	3	1	3	3
Children	61	56	49	38	35	38	49	48	51	38	45	49
Income Extensions	11	9	6	12	11	10	12	15	12	14	22	24
Parents/Caretakers	28	27	28	24	27	28	33	31	32	25	32	28
Pregnant Women	2	.	1	.	.	.	2	1	.	.	.	3
BadgerCare Plus Total	102	94	88	78	77	80	101	98	98	78	102	107
Institutionalized	18	24	21	23	24	25	25	22	23	22	24	25
MAPP	.	1	2	1	1	1	2	3
SSI	393	397	397	399	401	402	407	403	402	399	398	402
SSI-Related	5	2	5	1	6	4	3	3	3	1	1	.
Waiver	13	14	15	13	14	16	20	19	18	19	24	28
Elderly & Disabled Coverage Total	429	438	438	436	445	447	457	448	447	442	449	458
Family Planning Only Services	1	2	.	1	.	.	.	1	1	.	.	.
Foster Care	57	49	49	52	53	58	60	66	70	71	71	71
Medicare Beneficiaries	6	5	4	3	1	.	.	.	1	1	1	.
Miscellaneous	.	1	1	1	1	1	1	1	1	1	1	1
Well Woman MA	1	1	1	1	1	1	1	1	1	1	1	1
Other Coverage Total	65	58	55	58	56	60	62	69	74	74	74	73
Total Coverage	596	590	581	572	578	587	620	615	619	594	625	638

WISCONSIN MEDICAID

Note: Wisconsin implemented BadgerCare Plus on 2/01/2008. Because BadgerCare Plus simplified the eligibility determination, categories for Family Coverage were changed from sub-programs to types of individuals. This report shows the number of members certified by each county or tribe. The county of certification may or may not be the county of residence.

COUNTY OR TRIBE: ASHLAND**2019**

	JAN	FEB	MAR	APR	MAY	JUN	JUL	AUG	SEP	OCT	NOV	DEC
Childless Adults	2	.	1	5	6	7	4	3	3	3	2	1
Children	61	63	55	48	43	38	47	51	52	56	56	60
Income Extensions	8	10	4	2	4	6	9	22	17	17	16	14
Parents/Caretakers	27	29	25	26	21	21	19	23	23	27	26	27
Pregnant Women	.	1	2	3	2	1	1	2	3	1	2	4
Youths Exiting	.	1	1
BadgerCare Plus Total	98	104	88	84	76	73	80	101	98	104	102	106
Institutionalized	1	1	2	3	2	5	9	10	13	21	24	22
MAPP	4	4	3	2	8	1	3	5	.	1	.	3
SSI	378	377	380	376	384	392	397	393	389	391	394	391
SSI-Related	1	.	2	1	1	1	3	1	4	6	7	6
Waiver	.	2	1	6	7	9	15	13	12	14	14	13
Elderly & Disabled Coverage Total	384	384	388	388	402	408	427	422	418	433	439	435
Family Planning Only Services	1	2	2	2	3	.	2	2	1	1	1	1
Foster Care	67	62	60	61	59	59	61	57	53	54	54	53
Medicare Beneficiaries	3	4	3	5	3	4	4	8	7	5	4	4
Miscellaneous	.	1	1
Well Woman MA	1	1	1	1	1	1	1	1	1	1	1	1
Other Coverage Total	72	70	67	69	66	64	68	68	62	61	60	59
Total Coverage	554	558	543	541	544	545	575	591	578	598	601	600

WISCONSIN MEDICAID

Note: Wisconsin implemented BadgerCare Plus on 2/01/2008. Because BadgerCare Plus simplified the eligibility determination, categories for Family Coverage were changed from sub-programs to types of individuals. This report shows the number of members certified by each county or tribe. The county of certification may or may not be the county of residence.

COUNTY OR TRIBE: BAD RIVER TRIBE

2024

	JAN	FEB	MAR	APR	MAY	JUN	JUL	AUG	SEP	OCT	NOV	DEC
Childless Adults	99	100	99
Children	151	158	175
Income Extensions	122	116	95
Parents/Caretakers	60	61	62
Pregnant Women	4	4	4
BadgerCare Plus Total	436	439	435
Institutionalized	1	1	1
MAPP	6	5	5
SSI-Related	19	25	25
Waiver	8	8	8
Elderly & Disabled Coverage Total	34	39	39
Family Planning Only Services	17	15	13
Medicare Beneficiaries	14	12	13
Other Coverage Total	31	27	26
Total Coverage	501	505	500

WISCONSIN MEDICAID

Note: Wisconsin implemented BadgerCare Plus on 2/01/2008. Because BadgerCare Plus simplified the eligibility determination, categories for Family Coverage were changed from sub-programs to types of individuals. This report shows the number of members certified by each county or tribe. The county of certification may or may not be the county of residence.

COUNTY OR TRIBE: BAD RIVER TRIBE

2023

	JAN	FEB	MAR	APR	MAY	JUN	JUL	AUG	SEP	OCT	NOV	DEC
Childless Adults	123	124	124	123	124	128	120	115	113	110	108	104
Children	212	208	202	200	198	172	163	157	157	163	156	150
Income Extensions	155	161	162	161	157	139	141	141	133	127	129	127
Parents/Caretakers	83	82	81	80	81	73	66	65	62	65	67	63
Pregnant Women	5	5	6	5	6	6	7	7	7	7	4	4
BadgerCare Plus Total	578	580	575	569	566	518	497	485	472	472	464	448
Institutionalized	.	1	1	1
MAPP	5	6	6	5	5	5	5	4	4	5	6	6
SSI-Related	23	22	22	22	21	18	18	18	18	17	17	18
Waiver	13	14	13	12	12	11	10	10	9	9	8	8
Elderly & Disabled Coverage Total	41	43	42	40	38	34	33	32	31	31	31	32
Family Planning Only Services	23	23	22	23	23	23	19	18	15	16	17	15
Medicare Beneficiaries	11	11	11	10	10	14	16	15	13	12	14	14
Other Coverage Total	34	34	33	33	33	37	35	33	28	28	31	29
Total Coverage	653	657	650	642	637	589	565	550	531	531	526	509

WISCONSIN MEDICAID

Note: Wisconsin implemented BadgerCare Plus on 2/01/2008. Because BadgerCare Plus simplified the eligibility determination, categories for Family Coverage were changed from sub-programs to types of individuals. This report shows the number of members certified by each county or tribe. The county of certification may or may not be the county of residence.

COUNTY OR TRIBE: BAD RIVER TRIBE

2022

	JAN	FEB	MAR	APR	MAY	JUN	JUL	AUG	SEP	OCT	NOV	DEC
Childless Adults	122	119	120	119	121	122	119	119	121	120	119	121
Children	265	264	263	261	255	252	253	241	236	229	218	212
Income Extensions	99	100	99	101	106	111	111	122	129	139	145	154
Parents/Caretakers	101	102	105	105	100	95	96	92	89	89	88	84
Pregnant Women	4	4	3	3	4	4	4	4	4	4	5	5
BadgerCare Plus Total	591	589	590	589	586	584	583	578	579	581	575	576
MAPP	8	8	8	6	6	6	6	6	6	6	6	5
SSI-Related	22	22	21	20	21	21	22	22	21	22	22	22
Waiver	16	16	16	16	16	16	17	16	16	16	16	16
Elderly & Disabled Coverage Total	46	46	45	42	43	43	45	44	43	44	44	43
Family Planning Only Services	24	24	24	24	23	23	23	23	23	22	23	23
Medicare Beneficiaries	12	12	13	13	11	11	10	10	10	11	11	10
Other Coverage Total	36	36	37	37	34	34	33	33	33	33	34	33
Total Coverage	673	671	672	668	663	661	661	655	655	658	653	652

WISCONSIN MEDICAID

Note: Wisconsin implemented BadgerCare Plus on 2/01/2008. Because BadgerCare Plus simplified the eligibility determination, categories for Family Coverage were changed from sub-programs to types of individuals. This report shows the number of members certified by each county or tribe. The county of certification may or may not be the county of residence.

COUNTY OR TRIBE: BAD RIVER TRIBE**2021**

	JAN	FEB	MAR	APR	MAY	JUN	JUL	AUG	SEP	OCT	NOV	DEC
Childless Adults	110	111	112	116	116	115	118	120	117	120	121	121
Children	274	274	269	269	271	273	274	277	278	268	273	268
Income Extensions	76	79	79	80	80	78	81	81	84	95	99	97
Parents/Caretakers	106	106	107	108	108	111	107	106	104	104	102	102
Pregnant Women	6	5	8	8	8	6	6	7	7	4	4	4
BadgerCare Plus Total	572	575	575	581	583	583	586	591	590	591	599	592
MAPP	10	10	10	10	10	9	9	9	9	9	9	8
SSI-Related	22	22	23	22	21	21	20	20	20	21	21	22
Waiver	18	18	18	18	18	18	18	18	17	17	16	16
Elderly & Disabled Coverage Total	50	50	51	50	49	48	47	47	46	47	46	46
Family Planning Only Services	26	26	26	27	26	26	26	26	26	25	25	25
Medicare Beneficiaries	10	12	11	11	11	11	11	12	12	12	12	11
Other Coverage Total	36	38	37	38	37	37	37	38	38	37	37	36
Total Coverage	658	663	663	669	669	668	670	676	674	675	682	674

WISCONSIN MEDICAID

Note: Wisconsin implemented BadgerCare Plus on 2/01/2008. Because BadgerCare Plus simplified the eligibility determination, categories for Family Coverage were changed from sub-programs to types of individuals. This report shows the number of members certified by each county or tribe. The county of certification may or may not be the county of residence.

COUNTY OR TRIBE: BAD RIVER TRIBE**2020**

	JAN	FEB	MAR	APR	MAY	JUN	JUL	AUG	SEP	OCT	NOV	DEC
Childless Adults	100	105	100	100	98	100	105	106	110	107	109	111
Children	289	289	279	278	278	275	280	278	279	278	278	276
Income Extensions	57	60	64	66	69	67	66	73	71	71	77	77
Parents/Caretakers	97	95	91	94	93	98	101	100	102	103	104	105
Pregnant Women	5	5	5	3	4	4	4	4	5	6	7	6
BadgerCare Plus Total	548	554	539	541	542	544	556	561	567	565	575	575
MAPP	10	9	9	9	9	9	9	10	9	9	9	9
SSI-Related	16	17	17	16	18	18	19	21	22	23	23	23
Waiver	20	20	19	20	19	19	19	18	18	18	18	17
Elderly & Disabled Coverage Total	46	46	45	45	46	46	47	49	49	50	50	49
Family Planning Only Services	26	27	25	26	26	25	26	27	26	26	26	25
Medicare Beneficiaries	14	12	14	13	13	14	13	13	12	12	12	12
Other Coverage Total	40	39	39	39	39	39	39	40	38	38	38	37
Total Coverage	634	639	623	625	627	629	642	650	654	653	663	661

WISCONSIN MEDICAID

Note: Wisconsin implemented BadgerCare Plus on 2/01/2008. Because BadgerCare Plus simplified the eligibility determination, categories for Family Coverage were changed from sub-programs to types of individuals. This report shows the number of members certified by each county or tribe. The county of certification may or may not be the county of residence.

COUNTY OR TRIBE: BAD RIVER TRIBE**2019**

	JAN	FEB	MAR	APR	MAY	JUN	JUL	AUG	SEP	OCT	NOV	DEC
Childless Adults	97	96	100	103	98	96	100	98	94	97	105	103
Children	328	321	314	309	309	297	285	278	275	280	298	294
Income Extensions	26	22	24	29	30	28	45	47	53	54	55	48
Parents/Caretakers	127	124	120	120	118	118	110	107	102	99	100	100
Pregnant Women	4	3	2	2	2	4	5	7	6	7	6	4
Youths Exiting	1	1	1	1	1	1	1	1
BadgerCare Plus Total	583	567	561	564	558	544	546	538	530	537	564	549
Institutionalized	1	1	1	1	1	1
MAPP	16	16	16	15	14	13	13	11	13	12	12	11
SSI-Related	12	13	12	12	10	9	10	10	10	11	12	14
Waiver	22	22	21	21	20	20	19	19	19	20	20	20
Elderly & Disabled Coverage Total	51	52	50	49	45	43	42	40	42	43	44	45
Family Planning Only Services	27	25	26	26	28	27	29	26	27	25	25	25
Medicare Beneficiaries	17	19	19	21	19	20	19	16	16	18	18	16
Other Coverage Total	44	44	45	47	47	47	48	42	43	43	43	41
Total Coverage	678	663	656	660	650	634	636	620	615	623	651	635

WISCONSIN MEDICAID

Note: Wisconsin implemented BadgerCare Plus on 2/01/2008. Because BadgerCare Plus simplified the eligibility determination, categories for Family Coverage were changed from sub-programs to types of individuals. This report shows the number of members certified by each county or tribe. The county of certification may or may not be the county of residence.

COUNTY OR TRIBE: BARRON

2024

	JAN	FEB	MAR	APR	MAY	JUN	JUL	AUG	SEP	OCT	NOV	DEC
Childless Adults	1777	1640	1492
Children	2615	2684	2683
Income Extensions	2765	2560	2148
Parents/Caretakers	1124	1095	993
Pregnant Women	217	197	176
Youths Exiting	14	14	14
BadgerCare Plus Total	8512	8190	7506
Institutionalized	126	126	126
MAPP	464	435	422
SSI	849	836	822
SSI-Related	413	408	413
Waiver	440	424	423
Elderly & Disabled Coverage Total	2292	2229	2206
Family Planning Only Services	314	296	284
Foster Care	166	163	164
Medicare Beneficiaries	100	107	117
Miscellaneous	35	33	33
Subsidized Adoption	4	4	4
Well Woman MA	3	3	2
Other Coverage Total	622	606	604
Total Coverage	11426	11025	10316

WISCONSIN MEDICAID

Note: Wisconsin implemented BadgerCare Plus on 2/01/2008. Because BadgerCare Plus simplified the eligibility determination, categories for Family Coverage were changed from sub-programs to types of individuals. This report shows the number of members certified by each county or tribe. The county of certification may or may not be the county of residence.

COUNTY OR TRIBE: BARRON**2023**

	JAN	FEB	MAR	APR	MAY	JUN	JUL	AUG	SEP	OCT	NOV	DEC
Childless Adults	2542	2549	2531	2512	2529	2506	2378	2287	2164	2073	2001	1893
Children	3233	3266	3239	3233	3240	3140	3056	2947	2898	2856	2769	2675
Income Extensions	2446	2500	2527	2487	2492	2485	2506	2618	2679	2757	2782	2801
Parents/Caretakers	1316	1335	1351	1365	1372	1296	1291	1244	1213	1197	1171	1153
Pregnant Women	295	312	302	303	307	272	258	264	265	252	242	221
Youths Exiting	18	18	19	19	19	16	18	19	17	14	13	13
BadgerCare Plus Total	9850	9980	9969	9919	9959	9715	9507	9379	9236	9149	8978	8756
Institutionalized	99	104	122	127	129	152	147	144	154	149	148	147
MAPP	516	540	586	574	561	576	574	577	590	589	579	563
SSI	950	943	946	946	941	890	891	883	879	870	865	856
SSI-Related	520	546	587	584	576	569	551	532	529	523	530	497
Waiver	543	559	612	607	598	560	558	552	545	534	525	521
Elderly & Disabled Coverage Total	2628	2692	2853	2838	2805	2747	2721	2688	2697	2665	2647	2584
Family Planning Only Services	472	476	481	472	475	462	410	396	372	356	339	325
Foster Care	165	165	164	162	163	171	174	182	182	182	178	170
Medicare Beneficiaries	115	119	129	125	125	126	125	124	116	123	127	117
Miscellaneous	30	30	32	32	33	39	38	38	37	35	33	33
Subsidized Adoption	3	3	3	3	3	3	3	4	4	5	4	4
Well Woman MA	3	3	3	3	3	3	3	3	3	3	3	3
Other Coverage Total	788	796	812	797	802	804	753	747	714	704	684	652
Total Coverage	13266	13468	13634	13554	13566	13266	12981	12814	12647	12518	12309	11992

WISCONSIN MEDICAID

Note: Wisconsin implemented BadgerCare Plus on 2/01/2008. Because BadgerCare Plus simplified the eligibility determination, categories for Family Coverage were changed from sub-programs to types of individuals. This report shows the number of members certified by each county or tribe. The county of certification may or may not be the county of residence.

COUNTY OR TRIBE: BARRON**2022**

	JAN	FEB	MAR	APR	MAY	JUN	JUL	AUG	SEP	OCT	NOV	DEC
Childless Adults	2191	2199	2160	2186	2271	2355	2446	2481	2478	2443	2429	2493
Children	3338	3263	3051	3039	3111	3196	3258	3256	3216	3153	3139	3170
Income Extensions	1957	1940	1834	1896	1977	2093	2156	2206	2228	2228	2251	2373
Parents/Caretakers	1372	1356	1292	1296	1300	1342	1362	1363	1334	1286	1282	1296
Pregnant Women	262	247	233	238	257	260	267	271	274	282	284	292
Youths Exiting	14	13	14	14	14	16	16	17	17	18	17	18
BadgerCare Plus Total	9134	9018	8584	8669	8930	9262	9505	9594	9547	9410	9402	9642
Institutionalized	105	99	110	120	129	134	138	137	138	122	116	106
MAPP	368	363	418	450	477	522	594	602	596	537	523	513
SSI	926	933	931	934	930	938	918	924	933	931	933	947
SSI-Related	397	409	475	504	528	558	571	582	590	536	522	526
Waiver	398	418	471	506	537	576	611	631	633	582	561	556
Elderly & Disabled Coverage Total	2194	2222	2405	2514	2601	2728	2832	2876	2890	2708	2655	2648
Family Planning Only Services	472	477	472	462	464	483	494	497	491	476	475	475
Foster Care	153	154	152	154	151	158	159	164	165	169	165	166
Medicare Beneficiaries	105	104	115	116	119	129	132	134	128	114	114	113
Miscellaneous	21	21	21	22	24	23	23	23	24	24	28	30
Subsidized Adoption	1	1	2	2	3	3	3	3	3	3	3	3
Well Woman MA	4	4	4	4	4	4	4	4	4	4	4	4
Other Coverage Total	756	761	766	760	765	800	815	825	815	790	789	791
Total Coverage	12084	12001	11755	11943	12296	12790	13152	13295	13252	12908	12846	13081

WISCONSIN MEDICAID

Note: Wisconsin implemented BadgerCare Plus on 2/01/2008. Because BadgerCare Plus simplified the eligibility determination, categories for Family Coverage were changed from sub-programs to types of individuals. This report shows the number of members certified by each county or tribe. The county of certification may or may not be the county of residence.

COUNTY OR TRIBE: BARRON**2021**

	JAN	FEB	MAR	APR	MAY	JUN	JUL	AUG	SEP	OCT	NOV	DEC
Childless Adults	2095	2061	2020	1988	2006	2010	2031	2014	2042	2086	2104	2136
Children	3880	3749	3639	3564	3531	3494	3504	3424	3366	3303	3301	3336
Income Extensions	1511	1501	1469	1468	1480	1499	1524	1552	1604	1714	1803	1858
Parents/Caretakers	1564	1493	1497	1490	1464	1457	1454	1410	1378	1353	1321	1354
Pregnant Women	253	254	249	246	251	255	260	253	258	264	262	264
Youths Exiting	17	15	15	16	15	15	15	15	16	16	15	14
BadgerCare Plus Total	9320	9073	8889	8772	8747	8730	8788	8668	8664	8736	8806	8962
Institutionalized	120	107	105	102	98	99	97	96	99	96	94	94
MAPP	349	348	354	356	352	350	352	354	358	363	366	365
SSI	909	909	910	911	912	919	922	929	931	934	935	930
SSI-Related	355	356	361	363	363	365	363	364	374	381	382	388
Waiver	381	377	380	385	386	388	387	387	385	386	383	382
Elderly & Disabled Coverage Total	2114	2097	2110	2117	2111	2121	2121	2130	2147	2160	2160	2159
Family Planning Only Services	533	532	527	518	503	497	509	499	490	484	484	475
Foster Care	121	122	132	137	137	132	137	142	148	154	153	153
Medicare Beneficiaries	111	112	109	109	109	109	109	108	108	104	104	107
Miscellaneous	13	14	14	14	14	16	19	19	19	19	19	21
Subsidized Adoption	1	1	1	1	1	1	1	1	1	1	1	1
Well Woman MA	3	3	3	3	3	3	3	3	3	3	4	4
Other Coverage Total	782	784	786	782	767	758	778	772	769	765	765	761
Total Coverage	12216	11954	11785	11671	11625	11609	11687	11570	11580	11661	11731	11882

WISCONSIN MEDICAID

Note: Wisconsin implemented BadgerCare Plus on 2/01/2008. Because BadgerCare Plus simplified the eligibility determination, categories for Family Coverage were changed from sub-programs to types of individuals. This report shows the number of members certified by each county or tribe. The county of certification may or may not be the county of residence.

COUNTY OR TRIBE: BARRON**2020**

	JAN	FEB	MAR	APR	MAY	JUN	JUL	AUG	SEP	OCT	NOV	DEC
Childless Adults	1109	1122	1138	1288	1342	1396	1486	1561	1645	1882	1975	2062
Children	2904	2896	2899	3075	3130	3159	3230	3357	3434	3723	3806	3875
Income Extensions	841	817	852	916	896	940	1002	1069	1172	1311	1428	1491
Parents/Caretakers	1061	1051	1034	1169	1227	1279	1320	1370	1403	1545	1544	1552
Pregnant Women	127	131	130	150	158	165	176	201	210	231	238	255
Youths Exiting	10	9	10	9	9	10	11	11	11	15	18	16
BadgerCare Plus Total	6052	6026	6063	6607	6762	6949	7225	7569	7875	8707	9009	9251
Institutionalized	167	167	164	155	156	152	156	154	147	145	142	126
Katie Beckett Program	7	7	7	7	7
MAPP	448	438	415	373	368	365	358	372	384	360	357	349
SSI	888	887	884	898	896	897	894	899	900	906	902	913
SSI-Related	353	372	348	357	358	362	355	365	376	356	360	357
Waiver	550	540	475	440	448	451	450	445	444	423	411	387
Elderly & Disabled Coverage Total	2413	2411	2293	2230	2233	2227	2213	2235	2251	2190	2172	2132
Family Planning Only Services	413	408	413	411	415	420	453	461	473	490	495	517
Foster Care	99	98	88	96	95	100	102	103	113	114	117	118
Medicare Beneficiaries	190	189	178	167	154	148	136	133	131	124	120	116
Miscellaneous	6	7	13	12	12	11	11	11	11	11	12	12
Subsidized Adoption	4	3	3	3	3	3	3	3	3	2	2	2
Well Woman MA	3	3	3	3	3	3	3	3	3	3	3	3
Other Coverage Total	715	708	698	692	682	685	708	714	734	744	749	768
Total Coverage	9180	9145	9054	9529	9677	9861	10146	10518	10860	11641	11930	12151

WISCONSIN MEDICAID

Note: Wisconsin implemented BadgerCare Plus on 2/01/2008. Because BadgerCare Plus simplified the eligibility determination, categories for Family Coverage were changed from sub-programs to types of individuals. This report shows the number of members certified by each county or tribe. The county of certification may or may not be the county of residence.

COUNTY OR TRIBE: BARRON**2019**

	JAN	FEB	MAR	APR	MAY	JUN	JUL	AUG	SEP	OCT	NOV	DEC
Childless Adults	1049	1062	1073	1122	1141	1115	1118	1140	1121	1127	1141	1104
Children	3176	3218	3269	3349	3294	3202	3135	3186	3189	3193	3146	3027
Express Enroll-PW	1
Income Extensions	532	557	587	625	660	738	772	814	865	905	933	912
Parents/Caretakers	1031	1063	1111	1179	1162	1147	1143	1160	1146	1128	1130	1080
Pregnant Women	154	155	160	167	157	166	143	150	148	141	140	128
Youths Exiting	12	11	10	8	10	10	11	11	11	11	10	10
BadgerCare Plus Total	5954	6066	6210	6450	6424	6378	6322	6461	6480	6505	6500	6262
Institutionalized	184	176	159	160	160	156	153	146	143	140	152	151
Katie Beckett Program	4	6	6	6	7	7	7	7	7	7	7	7
MAPP	514	510	509	512	509	496	487	480	441	410	424	420
SSI	892	885	884	891	895	883	883	880	882	905	901	898
SSI-Related	208	203	210	219	213	209	201	192	215	241	284	318
Waiver	544	530	524	522	530	529	527	510	504	526	533	539
Elderly & Disabled Coverage Total	2346	2310	2292	2310	2314	2280	2258	2215	2192	2229	2301	2333
Family Planning Only Services	435	430	416	406	407	410	415	419	416	434	428	423
Foster Care	132	130	131	134	136	128	128	130	131	121	116	110
Medicare Beneficiaries	263	269	269	266	266	245	247	229	197	167	167	173
Miscellaneous	3	3	3	3	4	5	4	4	4	3	4	6
Subsidized Adoption	3	3	3	3	3	3	3	3	3	3	3	3
Well Woman MA	4	4	4	4	4	4	4	3	3	3	3	3
Other Coverage Total	840	839	826	816	820	795	801	788	754	731	721	718
Total Coverage	9140	9215	9328	9576	9558	9453	9381	9464	9426	9465	9522	9313

WISCONSIN MEDICAID

Note: Wisconsin implemented BadgerCare Plus on 2/01/2008. Because BadgerCare Plus simplified the eligibility determination, categories for Family Coverage were changed from sub-programs to types of individuals. This report shows the number of members certified by each county or tribe. The county of certification may or may not be the county of residence.

COUNTY OR TRIBE: BAYFIELD

2024

	JAN	FEB	MAR	APR	MAY	JUN	JUL	AUG	SEP	OCT	NOV	DEC
Childless Adults	8	7	2
Children	25	43	28
Income Extensions	10	14	16
Parents/Caretakers	14	19	13
Pregnant Women	3	4	3
BadgerCare Plus Total	60	87	62
MAPP	1	1	2
SSI	219	220	214
SSI-Related	1	2	4
Waiver	.	.	2
Elderly & Disabled Coverage Total	221	223	222
Foster Care	55	56	55
Miscellaneous	19	21	21
Subsidized Adoption	1	1	1
Other Coverage Total	75	78	77
Total Coverage	356	388	361

WISCONSIN MEDICAID

Note: Wisconsin implemented BadgerCare Plus on 2/01/2008. Because BadgerCare Plus simplified the eligibility determination, categories for Family Coverage were changed from sub-programs to types of individuals. This report shows the number of members certified by each county or tribe. The county of certification may or may not be the county of residence.

COUNTY OR TRIBE: BAYFIELD

2023

	JAN	FEB	MAR	APR	MAY	JUN	JUL	AUG	SEP	OCT	NOV	DEC
Childless Adults	5	7	4	4	3	1	1	5	2	4	4	4
Children	29	29	24	24	25	24	23	24	19	22	17	19
Income Extensions	9	13	8	9	9	15	22	5	16	10	13	16
Parents/Caretakers	15	13	13	12	11	10	10	12	11	14	11	15
Pregnant Women	9	10	8	8	8	5	5	3	2	1	2	2
BadgerCare Plus Total	67	72	57	57	56	55	61	49	50	51	47	56
Institutionalized	2	3	3	2	2	.	.	.	1	1	.	.
MAPP	1	2	1	2	.
SSI	222	226	229	233	235	221	221	222	223	223	226	221
SSI-Related	1	1	1	1	1	1	2
Waiver	.	1	1	1	1
Elderly & Disabled Coverage Total	224	230	233	236	238	222	222	224	227	226	229	223
Family Planning Only Services	1	1	1	1	1	1	1	2	1	1	1	.
Foster Care	63	66	61	61	63	64	58	57	53	56	54	49
Medicare Beneficiaries	1	1
Miscellaneous	8	11	16	16	16	16	17	17	19	19	19	19
Subsidized Adoption	1	1	1	1	1	1	1	1	1	1	1	1
Other Coverage Total	73	79	79	79	81	82	77	77	74	77	76	70
Total Coverage	364	381	369	372	375	359	360	350	351	354	352	349

WISCONSIN MEDICAID

Note: Wisconsin implemented BadgerCare Plus on 2/01/2008. Because BadgerCare Plus simplified the eligibility determination, categories for Family Coverage were changed from sub-programs to types of individuals. This report shows the number of members certified by each county or tribe. The county of certification may or may not be the county of residence.

COUNTY OR TRIBE: BAYFIELD

2022

	JAN	FEB	MAR	APR	MAY	JUN	JUL	AUG	SEP	OCT	NOV	DEC
Childless Adults	6	6	3	5	5	3	5	5	3	3	6	7
Children	16	16	20	16	17	22	18	21	20	20	16	18
Income Extensions	2	2	4	6	7	7	4	.	.	6	3	7
Parents/Caretakers	12	10	10	13	13	17	14	13	14	16	12	12
Pregnant Women	6	6	7	5	5	5	5	5	6	6	5	7
BadgerCare Plus Total	42	40	44	45	47	54	46	44	43	51	42	51
Institutionalized	.	1	2	2	1	1	1	1	1	1	1	2
MAPP	1	1
SSI	222	221	224	226	228	230	231	226	227	227	226	221
SSI-Related	1
Waiver	1	1	1	.
Elderly & Disabled Coverage Total	222	222	226	228	230	231	232	227	229	229	229	224
Family Planning Only Services	1	1	1	1	1	1	1	1	1	1	1	1
Foster Care	71	72	72	73	73	73	73	72	73	72	72	72
Miscellaneous	5	5	5	5	5	5	5	5	5	5	5	6
Subsidized Adoption	1	1	1	1	1	1	1	1	1	1	1	1
Other Coverage Total	78	79	79	80	80	80	80	79	80	79	79	80
Total Coverage	342	341	349	353	357	365	358	350	352	359	350	355

WISCONSIN MEDICAID

Note: Wisconsin implemented BadgerCare Plus on 2/01/2008. Because BadgerCare Plus simplified the eligibility determination, categories for Family Coverage were changed from sub-programs to types of individuals. This report shows the number of members certified by each county or tribe. The county of certification may or may not be the county of residence.

COUNTY OR TRIBE: BAYFIELD

2021

	JAN	FEB	MAR	APR	MAY	JUN	JUL	AUG	SEP	OCT	NOV	DEC
Childless Adults	4	2	4	6	9	7	7	5	6	5	6	9
Children	17	19	18	18	18	25	28	25	24	19	17	18
Income Extensions	2	2	2	2	2	.	.	2	2	.	4	1
Parents/Caretakers	14	16	16	16	14	14	17	17	13	10	10	10
Pregnant Women	3	4	4	3	4	7	6	6	9	6	7	6
Youths Exiting	1	.	.	.
BadgerCare Plus Total	40	43	44	45	47	53	58	55	55	40	44	44
Institutionalized	1
MAPP	1	.	.	1	2	2	3	2	.	.	1	.
SSI	218	218	220	219	219	220	223	225	225	226	222	222
SSI-Related	3	1	1	1	1	1	1	1	1	.	.	.
Waiver	1	.	.	.
Elderly & Disabled Coverage Total	222	219	221	221	222	223	227	228	227	226	223	223
Family Planning Only Services	1	.	.	1	.	2	1	1	1	1	1	1
Foster Care	52	53	55	57	60	59	61	60	67	66	66	71
Miscellaneous	4	4	4	4	4	4	5	5	5	5	5	5
Subsidized Adoption	1	1	1	1	1	1	1	1	1	1	1	1
Other Coverage Total	58	58	60	63	65	66	68	67	74	73	73	78
Total Coverage	320	320	325	329	334	342	353	350	356	339	340	345

WISCONSIN MEDICAID

Note: Wisconsin implemented BadgerCare Plus on 2/01/2008. Because BadgerCare Plus simplified the eligibility determination, categories for Family Coverage were changed from sub-programs to types of individuals. This report shows the number of members certified by each county or tribe. The county of certification may or may not be the county of residence.

COUNTY OR TRIBE: BAYFIELD**2020**

	JAN	FEB	MAR	APR	MAY	JUN	JUL	AUG	SEP	OCT	NOV	DEC
Childless Adults	6	6	6	2	3	6	1	2	2	3	4	3
Children	22	13	22	17	15	16	13	9	9	15	25	19
Income Extensions	2	9	2	3	3	3	5	4	2	.	.	2
Parents/Caretakers	10	7	9	5	9	12	9	6	8	6	11	11
Pregnant Women	2	3	2	1	1	2	1	2	2	4	6	5
BadgerCare Plus Total	42	38	41	28	31	39	29	23	23	28	46	40
Institutionalized	1
Katie Beckett Program	1	1	1	1	1
MAPP	1	1	.	1	1	1	.	.
SSI	216	217	215	215	214	213	212	213	213	214	217	219
SSI-Related	1	1	1	1	2	2	2	2
Waiver	1	1	1	1	1	.
Elderly & Disabled Coverage Total	220	219	216	217	216	214	214	215	216	218	220	221
Family Planning Only Services	1
Foster Care	41	41	47	46	46	46	46	47	47	50	50	52
Miscellaneous	4	4	4	4	4	4	4	4	4	4	4	4
Subsidized Adoption	1	1
Other Coverage Total	46	45	51	50	50	50	50	51	51	54	55	57
Total Coverage	308	302	308	295	297	303	293	289	290	300	321	318

WISCONSIN MEDICAID

Note: Wisconsin implemented BadgerCare Plus on 2/01/2008. Because BadgerCare Plus simplified the eligibility determination, categories for Family Coverage were changed from sub-programs to types of individuals. This report shows the number of members certified by each county or tribe. The county of certification may or may not be the county of residence.

COUNTY OR TRIBE: BAYFIELD**2019**

	JAN	FEB	MAR	APR	MAY	JUN	JUL	AUG	SEP	OCT	NOV	DEC
Childless Adults	4	6	4	3	4	8	9	6	6	6	8	6
Children	42	36	28	26	40	35	38	45	25	28	18	24
Income Extensions	.	3	3	2	2	4	4	2	2	2	3	3
Parents/Caretakers	18	14	8	9	12	16	13	14	10	9	11	10
Pregnant Women	2	3	2	1	3	1	2	1	1	1	.	1
Youths Exiting	1	1	1	1	1	1	1	1	1	1	1	.
BadgerCare Plus Total	67	63	46	42	62	65	67	69	45	47	41	44
Institutionalized	1	1	.	.
Katie Beckett Program	1	1	1	1	1	1	1	1	1	1	1	1
MAPP	1	2
SSI	218	216	215	217	213	213	207	208	209	208	210	211
SSI-Related	1	1	2	2	.
Waiver	.	1	1	.	.	.	1	1	1	1	1	2
Elderly & Disabled Coverage Total	220	220	217	218	214	214	209	211	213	213	214	214
Family Planning Only Services	.	1	.	.	2	1	1	.	.	3	1	.
Foster Care	42	43	41	40	41	38	38	38	32	33	39	38
Medicare Beneficiaries	1	.	1	1	.	.
Miscellaneous	6	5	5	5	5	5	5	5	5	5	5	4
Other Coverage Total	48	49	46	45	48	44	45	43	38	42	45	42
Total Coverage	335	332	309	305	324	323	321	323	296	302	300	300

WISCONSIN MEDICAID

Note: Wisconsin implemented BadgerCare Plus on 2/01/2008. Because BadgerCare Plus simplified the eligibility determination, categories for Family Coverage were changed from sub-programs to types of individuals. This report shows the number of members certified by each county or tribe. The county of certification may or may not be the county of residence.

COUNTY OR TRIBE: BROWN

2024

	JAN	FEB	MAR	APR	MAY	JUN	JUL	AUG	SEP	OCT	NOV	DEC
Childless Adults	9414	8932	8598
Children	15198	15841	16724
Express Enroll-Children	.	1
Express Enroll-PW	1	.	2
Income Extensions	13985	13060	11560
Parents/Caretakers	5606	5598	5446
Pregnant Women	1161	1100	1041
Youths Exiting	35	35	39
BadgerCare Plus Total	45400	44567	43410
Institutionalized	360	353	339
MAPP	1388	1270	1219
SSI	4459	4380	4339
SSI-Related	1843	1817	1786
Waiver	1386	1387	1400
Elderly & Disabled Coverage Total	9436	9207	9083
Family Planning Only Services	988	960	1008
Foster Care	705	718	731
Medicare Beneficiaries	611	654	689
Miscellaneous	250	236	224
Subsidized Adoption	1	1	1
TB-Related	2	2	2
Well Woman MA	17	17	15
Other Coverage Total	2574	2588	2670
Total Coverage	57410	56362	55163

WISCONSIN MEDICAID

Note: Wisconsin implemented BadgerCare Plus on 2/01/2008. Because BadgerCare Plus simplified the eligibility determination, categories for Family Coverage were changed from sub-programs to types of individuals. This report shows the number of members certified by each county or tribe. The county of certification may or may not be the county of residence.

COUNTY OR TRIBE: BROWN**2023**

	JAN	FEB	MAR	APR	MAY	JUN	JUL	AUG	SEP	OCT	NOV	DEC
Childless Adults	12125	12242	12327	12404	12469	12177	11664	11195	10584	10287	10038	9730
Children	19115	19082	19118	19137	19142	18361	17477	16720	16229	15994	15770	15347
Express Enroll-PW	3	2	.	1	1	.	.	.	1	.	1	3
Income Extensions	12701	12855	12918	13076	13128	13036	13205	13348	13510	13699	13788	13912
Parents/Caretakers	6555	6508	6620	6653	6723	6518	6368	6226	6166	6006	5901	5775
Pregnant Women	1767	1806	1844	1848	1879	1441	1373	1351	1321	1292	1255	1186
Youths Exiting	34	33	32	31	34	32	27	30	30	32	35	32
BadgerCare Plus Total	52300	52528	52859	53150	53376	51565	50114	48870	47841	47310	46788	45985
Institutionalized	417	418	416	415	425	410	399	385	373	371	379	373
MAPP	1193	1197	1198	1211	1214	1293	1283	1295	1303	1333	1356	1376
SSI	4941	4938	4951	4958	4960	4746	4725	4712	4677	4631	4582	4513
SSI-Related	2074	2069	2090	2098	2114	2045	2028	1978	1943	1931	1904	1874
Waiver	1484	1488	1487	1489	1491	1421	1430	1435	1424	1417	1414	1391
Elderly & Disabled Coverage Total	10109	10110	10142	10171	10204	9915	9865	9805	9720	9683	9635	9527
Family Planning Only Services	1443	1446	1441	1443	1436	1397	1295	1225	1104	1055	1001	969
Foster Care	715	705	705	721	721	736	723	730	729	709	708	712
Medicare Beneficiaries	628	623	619	619	613	640	623	610	610	608	584	602
Miscellaneous	414	421	433	440	449	532	386	277	311	301	290	280
Subsidized Adoption	1	1	1	1	1	1	3	2	2	2	2	1
Well Woman MA	29	29	29	29	28	28	27	24	23	20	18	17
Other Coverage Total	3230	3225	3228	3253	3248	3334	3057	2868	2779	2695	2603	2581
Total Coverage	65639	65863	66229	66574	66828	64814	63036	61543	60340	59688	59026	58093

WISCONSIN MEDICAID

Note: Wisconsin implemented BadgerCare Plus on 2/01/2008. Because BadgerCare Plus simplified the eligibility determination, categories for Family Coverage were changed from sub-programs to types of individuals. This report shows the number of members certified by each county or tribe. The county of certification may or may not be the county of residence.

COUNTY OR TRIBE: BROWN**2022**

	JAN	FEB	MAR	APR	MAY	JUN	JUL	AUG	SEP	OCT	NOV	DEC
Childless Adults	10662	10791	10917	11045	11158	11273	11428	11523	11625	11702	11846	12003
Children	19330	19243	19234	19205	19215	19230	19205	19238	19256	19251	19180	19116
Express Enroll-Children	.	.	1	1	.	.	.
Express Enroll-PW	1	1	2	1	1	2	.	1	1	1	1	3
Income Extensions	9912	10187	10294	10544	10754	10928	11145	11349	11600	11886	12193	12419
Parents/Caretakers	6652	6689	6783	6765	6769	6789	6808	6819	6763	6706	6613	6597
Pregnant Women	1521	1550	1577	1592	1630	1676	1678	1701	1720	1727	1704	1734
Youths Exiting	38	38	37	39	40	38	38	36	34	35	33	34
BadgerCare Plus Total	48116	48499	48845	49191	49567	49936	50302	50667	51000	51308	51570	51906
Institutionalized	395	402	408	415	424	430	419	423	432	425	420	419
MAPP	1039	1032	1033	1043	1051	1062	1146	1151	1166	1170	1173	1190
SSI	5009	5002	4993	4985	4991	5008	4899	4899	4913	4922	4928	4954
SSI-Related	1937	1950	1955	1976	1982	2010	2008	2027	2046	2070	2072	2075
Waiver	1439	1443	1433	1443	1450	1462	1461	1471	1479	1491	1490	1491
Elderly & Disabled Coverage Total	9819	9829	9822	9862	9898	9972	9933	9971	10036	10078	10083	10129
Family Planning Only Services	1471	1477	1473	1464	1465	1461	1461	1454	1459	1461	1450	1440
Foster Care	619	623	640	639	659	671	691	713	714	719	726	729
Medicare Beneficiaries	671	662	658	654	645	640	634	633	623	627	623	622
Miscellaneous	346	351	349	354	358	364	367	373	384	394	398	401
Subsidized Adoption	1	1	1	1	1	2	1	1	1	1	1	1
Well Woman MA	28	28	28	28	28	29	29	29	29	29	29	29
Other Coverage Total	3136	3142	3149	3140	3156	3167	3183	3203	3210	3231	3227	3222
Total Coverage	61071	61470	61816	62193	62621	63075	63418	63841	64246	64617	64880	65257

WISCONSIN MEDICAID

Note: Wisconsin implemented BadgerCare Plus on 2/01/2008. Because BadgerCare Plus simplified the eligibility determination, categories for Family Coverage were changed from sub-programs to types of individuals. This report shows the number of members certified by each county or tribe. The county of certification may or may not be the county of residence.

COUNTY OR TRIBE: BROWN**2021**

	JAN	FEB	MAR	APR	MAY	JUN	JUL	AUG	SEP	OCT	NOV	DEC
Childless Adults	8741	8942	9088	9252	9453	9581	9712	9872	10013	10112	10278	10482
Children	19764	19775	19794	19796	19874	19948	20001	20001	20026	19913	19621	19463
Express Enroll-PW	3	.	.	1	.	.	1	2
Income Extensions	6341	6548	6771	7000	7119	7266	7452	7665	7905	8450	9082	9474
Parents/Caretakers	6800	6889	6907	6925	6945	6962	6982	6992	7048	6937	6756	6730
Pregnant Women	1280	1299	1324	1344	1377	1400	1433	1438	1443	1452	1459	1481
Youths Exiting	39	38	37	38	38	39	39	38	38	38	39	38
BadgerCare Plus Total	42965	43491	43921	44355	44809	45196	45619	46007	46473	46902	47236	47670
Institutionalized	337	347	353	359	362	367	380	375	374	377	385	391
MAPP	924	931	936	952	978	984	997	999	1008	1016	1015	1028
SSI	4936	4944	4953	4967	4969	4981	4992	5001	5001	4995	5001	4997
SSI-Related	1756	1778	1797	1811	1824	1837	1861	1872	1892	1901	1921	1943
Waiver	1422	1422	1431	1442	1453	1456	1461	1453	1453	1453	1445	1444
Elderly & Disabled Coverage Total	9375	9422	9470	9531	9586	9625	9691	9700	9728	9742	9767	9803
Family Planning Only Services	1482	1479	1488	1489	1496	1502	1501	1499	1492	1493	1486	1478
Foster Care	476	483	499	516	534	542	561	582	602	605	606	606
Medicare Beneficiaries	726	721	714	712	703	702	694	689	681	678	678	675
Miscellaneous	159	160	166	166	170	177	308	317	321	330	344	344
Subsidized Adoption	1	1	1	1	1	1	1	1	1	1	1	1
Well Woman MA	28	28	27	28	28	28	29	29	29	29	29	28
Other Coverage Total	2872	2872	2895	2912	2932	2952	3094	3117	3126	3136	3144	3132
Total Coverage	55212	55785	56286	56798	57327	57773	58404	58824	59327	59780	60147	60605

WISCONSIN MEDICAID

Note: Wisconsin implemented BadgerCare Plus on 2/01/2008. Because BadgerCare Plus simplified the eligibility determination, categories for Family Coverage were changed from sub-programs to types of individuals. This report shows the number of members certified by each county or tribe. The county of certification may or may not be the county of residence.

COUNTY OR TRIBE: BROWN**2020**

	JAN	FEB	MAR	APR	MAY	JUN	JUL	AUG	SEP	OCT	NOV	DEC
Childless Adults	5395	5488	5544	6141	6535	6799	7046	7288	7550	7793	8121	8502
Children	17923	17965	17880	18737	19130	19304	19413	19497	19558	19592	19542	19656
Express Enroll-PW	2	5	2	2	.	.	3	.
Income Extensions	3989	4003	3990	4067	3973	4122	4417	4787	5119	5510	5883	6142
Parents/Caretakers	5253	5227	5277	5765	6281	6527	6562	6613	6621	6705	6696	6751
Pregnant Women	897	887	867	943	974	1020	1090	1114	1161	1169	1208	1231
Youths Exiting	40	39	41	40	39	40	39	41	40	39	39	39
BadgerCare Plus Total	33499	33614	33601	35693	36932	37812	38567	39342	40049	40808	41492	42321
Institutionalized	383	381	384	390	388	386	381	387	386	391	371	344
Katie Beckett Program	7	7	6	6	6
MAPP	853	837	824	824	812	810	807	808	827	861	882	901
SSI	4788	4797	4803	4847	4852	4880	4879	4879	4895	4908	4914	4925
SSI-Related	1216	1272	1329	1420	1493	1536	1570	1613	1642	1683	1708	1736
Waiver	1403	1408	1411	1429	1450	1440	1449	1440	1435	1451	1433	1431
Elderly & Disabled Coverage Total	8650	8702	8757	8916	9001	9052	9086	9127	9185	9294	9308	9337
Family Planning Only Services	1555	1555	1559	1554	1540	1508	1500	1502	1495	1486	1481	1485
Foster Care	345	339	339	352	365	374	388	400	423	437	450	450
Medicare Beneficiaries	822	824	809	785	783	776	777	763	752	744	741	737
Miscellaneous	132	128	131	131	136	139	143	142	148	150	156	159
Subsidized Adoption	1	1	1	1	1	1	1	1	1	1	1	1
Well Woman MA	32	31	31	32	30	31	31	31	29	29	29	28
Other Coverage Total	2887	2878	2870	2855	2855	2829	2840	2839	2848	2847	2858	2860
Total Coverage	45036	45194	45228	47464	48788	49693	50493	51308	52082	52949	53658	54518

WISCONSIN MEDICAID

Note: Wisconsin implemented BadgerCare Plus on 2/01/2008. Because BadgerCare Plus simplified the eligibility determination, categories for Family Coverage were changed from sub-programs to types of individuals. This report shows the number of members certified by each county or tribe. The county of certification may or may not be the county of residence.

COUNTY OR TRIBE: BROWN**2019**

	JAN	FEB	MAR	APR	MAY	JUN	JUL	AUG	SEP	OCT	NOV	DEC
Childless Adults	5145	5203	5214	5236	5265	5267	5264	5319	5289	5293	5284	5304
Children	18729	18615	18533	18454	18330	18254	18160	18169	18071	17919	17795	17770
Express Enroll-Children	.	.	2	.	.	.	1	3	2	1	.	3
Express Enroll-PW	3	2	2	3	3	4	1	2	2	6	5	1
Income Extensions	2723	2893	3061	3275	3422	3593	3709	3830	3938	4062	4135	4141
Parents/Caretakers	5378	5370	5414	5486	5525	5488	5490	5492	5429	5388	5341	5267
Pregnant Women	885	869	886	889	883	883	916	920	918	886	858	864
Youths Exiting	41	44	41	45	47	47	45	43	40	39	39	39
BadgerCare Plus Total	32904	32996	33153	33388	33475	33536	33586	33778	33689	33594	33457	33389
Institutionalized	429	439	433	424	404	410	399	394	408	395	393	394
Katie Beckett Program	8	9	8	7	7	7	8	8	7	7	7	7
MAPP	902	903	913	914	928	948	941	945	924	896	861	854
SSI	4832	4803	4820	4812	4821	4827	4843	4843	4837	4838	4841	4818
SSI-Related	708	728	720	734	710	721	714	718	882	987	1084	1177
Waiver	1310	1315	1311	1318	1322	1317	1324	1341	1354	1376	1382	1401
Elderly & Disabled Coverage Total	8189	8197	8205	8209	8192	8230	8229	8249	8412	8499	8568	8651
Family Planning Only Services	1605	1572	1572	1549	1555	1530	1511	1508	1523	1541	1522	1548
Foster Care	382	388	375	359	371	359	361	352	336	339	347	341
Medicare Beneficiaries	1044	1023	1038	1042	1049	1032	1043	1063	961	913	866	821
Miscellaneous	85	87	90	95	105	102	114	116	123	122	125	130
Subsidized Adoption	2	2	2	2	2	3	3	2	1	1	1	1
Well Woman MA	26	25	26	26	27	26	28	31	31	31	31	31
Other Coverage Total	3144	3097	3103	3073	3109	3052	3060	3072	2975	2947	2892	2872
Total Coverage	44237	44290	44461	44670	44776	44818	44875	45099	45076	45040	44917	44912

WISCONSIN MEDICAID

Note: Wisconsin implemented BadgerCare Plus on 2/01/2008. Because BadgerCare Plus simplified the eligibility determination, categories for Family Coverage were changed from sub-programs to types of individuals. This report shows the number of members certified by each county or tribe. The county of certification may or may not be the county of residence.

COUNTY OR TRIBE: BUFFALO

2024

	JAN	FEB	MAR	APR	MAY	JUN	JUL	AUG	SEP	OCT	NOV	DEC
Children	4	7
Income Extensions	6	4	3
Parents/Caretakers	2	2	2
BadgerCare Plus Total	12	13	5
MAPP	.	.	1
SSI	176	178	177
SSI-Related	1
Elderly & Disabled Coverage Total	177	178	178
Foster Care	45	45	43
Miscellaneous	4	4	4
Other Coverage Total	49	49	47
Total Coverage	238	240	230

WISCONSIN MEDICAID

Note: Wisconsin implemented BadgerCare Plus on 2/01/2008. Because BadgerCare Plus simplified the eligibility determination, categories for Family Coverage were changed from sub-programs to types of individuals. This report shows the number of members certified by each county or tribe. The county of certification may or may not be the county of residence.

COUNTY OR TRIBE: BUFFALO**2023**

	JAN	FEB	MAR	APR	MAY	JUN	JUL	AUG	SEP	OCT	NOV	DEC
Childless Adults	.	.	.	2
Children	3	4	6	4	4	3	3	3	2	1	3	6
Income Extensions	2	3	3	3	3	3	3	3	1	1	3	6
Parents/Caretakers	3	3	3	2	3	3	2	2	2	1	1	2
Pregnant Women	.	1	2	2	1	.	1	1	1	1	.	.
BadgerCare Plus Total	8	11	14	13	11	9	9	9	6	4	7	14
SSI	176	178	179	178	177	170	172	173	174	177	179	179
SSI-Related	1	1	1
Elderly & Disabled Coverage Total	176	178	179	178	177	170	172	173	174	178	180	180
Family Planning Only Services	1	1	1	1	1	1
Foster Care	46	48	42	42	42	43	45	45	46	46	45	45
Miscellaneous	5	5	5	5	5	5	5	4	4	4	4	4
Other Coverage Total	52	54	48	48	48	49	50	49	50	50	49	49
Total Coverage	236	243	241	239	236	228	231	231	230	232	236	243

WISCONSIN MEDICAID

Note: Wisconsin implemented BadgerCare Plus on 2/01/2008. Because BadgerCare Plus simplified the eligibility determination, categories for Family Coverage were changed from sub-programs to types of individuals. This report shows the number of members certified by each county or tribe. The county of certification may or may not be the county of residence.

COUNTY OR TRIBE: BUFFALO**2022**

	JAN	FEB	MAR	APR	MAY	JUN	JUL	AUG	SEP	OCT	NOV	DEC
Childless Adults	1	1	1	1	.	.	1	1
Children	4	4	2	2	3	2	3	3	2	3	3	3
Income Extensions	.	3	2	2	2	2	.	.	.	2	2	2
Parents/Caretakers	5	4	2	2	2	2	3	3	2	3	4	3
BadgerCare Plus Total	10	12	6	6	7	6	7	7	4	8	10	9
MAPP	1	1	.	.	1
SSI	182	181	181	182	182	182	179	180	179	180	178	177
SSI-Related	1	1	1	1	1	.	.	.
Waiver	1
Elderly & Disabled Coverage Total	183	182	181	182	184	183	180	182	180	180	178	177
Foster Care	45	45	45	45	47	48	46	45	45	45	45	49
Medicare Beneficiaries	1	1	1	.	.	.
Miscellaneous	5	5	5	5	5	5	5	5	5	5	5	5
Other Coverage Total	50	50	50	50	52	53	52	51	51	50	50	54
Total Coverage	243	244	237	238	243	242	239	240	235	238	238	240

WISCONSIN MEDICAID

Note: Wisconsin implemented BadgerCare Plus on 2/01/2008. Because BadgerCare Plus simplified the eligibility determination, categories for Family Coverage were changed from sub-programs to types of individuals. This report shows the number of members certified by each county or tribe. The county of certification may or may not be the county of residence.

COUNTY OR TRIBE: BUFFALO**2021**

	JAN	FEB	MAR	APR	MAY	JUN	JUL	AUG	SEP	OCT	NOV	DEC
Childless Adults	.	.	2	2	2	1	1	2
Children	8	6	6	4	4	5	5	5	8	6	6	8
Income Extensions	3	2	2	1	1	1	3	3	5	1	4	.
Parents/Caretakers	4	4	5	2	2	3	4	4	5	3	5	6
Pregnant Women	1	.	.	1	1	1	.	.	.	1	1	.
BadgerCare Plus Total	16	12	15	10	10	11	12	12	18	11	17	16
Institutionalized	1
MAPP	.	.	.	2	1	2	1	1
SSI	177	172	174	174	175	180	180	179	180	179	175	178
Waiver	1	1	1	.
Elderly & Disabled Coverage Total	178	173	174	176	176	182	181	181	180	179	176	178
Foster Care	33	43	44	43	44	45	45	46	46	45	48	48
Medicare Beneficiaries	1
Miscellaneous	3	3	3	3	3	3	4	4	4	5	5	5
Other Coverage Total	36	46	47	46	48	48	49	50	50	50	53	53
Total Coverage	230	231	236	232	234	241	242	243	248	240	246	247

WISCONSIN MEDICAID

Note: Wisconsin implemented BadgerCare Plus on 2/01/2008. Because BadgerCare Plus simplified the eligibility determination, categories for Family Coverage were changed from sub-programs to types of individuals. This report shows the number of members certified by each county or tribe. The county of certification may or may not be the county of residence.

COUNTY OR TRIBE: BUFFALO

2020

	JAN	FEB	MAR	APR	MAY	JUN	JUL	AUG	SEP	OCT	NOV	DEC
Childless Adults	4	4	2	.	1	.	.	1	1	.	.	.
Children	19	14	9	11	8	5	9	9	10	11	14	6
Income Extensions	1	.	.	2	1	4	8	7	8	2	2	4
Parents/Caretakers	9	7	7	3	3	4	4	6	7	6	4	4
Pregnant Women	1	.	1	3	2	1	3	2	1	.	1	1
BadgerCare Plus Total	34	25	19	19	15	14	24	25	27	19	21	15
MAPP	1	1	1
SSI	173	175	176	179	177	178	180	180	178	179	177	179
SSI-Related	.	.	.	2	2	1	.	.	.	1	.	.
Waiver	1
Elderly & Disabled Coverage Total	175	175	176	181	179	180	181	180	178	180	177	179
Family Planning Only Services	2	2	1	1	1	.
Foster Care	29	30	30	30	30	31	35	36	36	36	34	34
Miscellaneous	4	4	4	4	4	4	4	3	3	4	3	3
Other Coverage Total	35	36	35	35	34	35	39	39	39	40	38	37
Total Coverage	244	236	230	235	228	229	244	244	244	239	236	231

WISCONSIN MEDICAID

Note: Wisconsin implemented BadgerCare Plus on 2/01/2008. Because BadgerCare Plus simplified the eligibility determination, categories for Family Coverage were changed from sub-programs to types of individuals. This report shows the number of members certified by each county or tribe. The county of certification may or may not be the county of residence.

COUNTY OR TRIBE: BUFFALO**2019**

	JAN	FEB	MAR	APR	MAY	JUN	JUL	AUG	SEP	OCT	NOV	DEC
Childless Adults	4	4	4	2	2	2	3	4	1	.	1	4
Children	13	12	8	6	5	5	11	16	15	18	19	18
Income Extensions	1	2	3	5	2	2	3	1	1	2	2	2
Parents/Caretakers	8	6	6	7	6	7	7	5	6	7	7	7
Pregnant Women	1	1	1	.	.	1	2
BadgerCare Plus Total	27	25	21	20	15	16	24	27	23	27	30	33
Institutionalized	1
SSI	182	178	176	176	177	178	176	174	176	172	169	170
SSI-Related	.	1	1	.	1	1	.
Waiver	1	1	1	1	1	1	1	2	3	1	1	1
Elderly & Disabled Coverage Total	183	180	177	177	178	180	177	177	179	174	171	171
Family Planning Only Services	.	1	2	1	1	2	3	2	2	2	2	2
Foster Care	28	28	30	27	27	28	26	29	29	26	28	28
Medicare Beneficiaries	1	.
Miscellaneous	4	4	4	4	4	4	4	4	4	4	4	4
Other Coverage Total	32	33	36	32	32	34	33	35	35	32	35	34
Total Coverage	242	238	234	229	225	230	234	239	237	233	236	238

WISCONSIN MEDICAID

Note: Wisconsin implemented BadgerCare Plus on 2/01/2008. Because BadgerCare Plus simplified the eligibility determination, categories for Family Coverage were changed from sub-programs to types of individuals. This report shows the number of members certified by each county or tribe. The county of certification may or may not be the county of residence.

COUNTY OR TRIBE: BURNETT

2024

	JAN	FEB	MAR	APR	MAY	JUN	JUL	AUG	SEP	OCT	NOV	DEC
Childless Adults	489	479	545
Children	732	777	941
Income Extensions	745	705	724
Parents/Caretakers	337	340	396
Pregnant Women	57	55	55
Youths Exiting	1	1	2
BadgerCare Plus Total	2361	2357	2663
Institutionalized	66	65	65
MAPP	258	258	241
SSI	241	238	238
SSI-Related	192	182	182
Waiver	258	257	253
Elderly & Disabled Coverage Total	1015	1000	979
Family Planning Only Services	75	78	82
Foster Care	70	70	70
Medicare Beneficiaries	41	42	51
Miscellaneous	2	2	2
Other Coverage Total	188	192	205
Total Coverage	3564	3549	3847

WISCONSIN MEDICAID

Note: Wisconsin implemented BadgerCare Plus on 2/01/2008. Because BadgerCare Plus simplified the eligibility determination, categories for Family Coverage were changed from sub-programs to types of individuals. This report shows the number of members certified by each county or tribe. The county of certification may or may not be the county of residence.

COUNTY OR TRIBE: BURNETT**2023**

	JAN	FEB	MAR	APR	MAY	JUN	JUL	AUG	SEP	OCT	NOV	DEC
Childless Adults	889	898	899	887	854	794	703	628	558	518	520	496
Children	1108	1110	1098	1082	1025	910	803	756	720	687	716	729
Income Extensions	828	843	816	819	776	734	670	686	698	721	739	733
Parents/Caretakers	486	491	508	499	476	426	386	374	364	330	336	335
Pregnant Women	87	94	92	91	83	68	57	56	53	62	67	59
Youths Exiting	5	5	5	5	4	4	1	1	1	1	1	1
BadgerCare Plus Total	3403	3441	3418	3383	3218	2936	2620	2501	2394	2319	2379	2353
Institutionalized	71	73	76	72	74	81	78	80	77	73	70	63
MAPP	287	292	288	281	283	295	288	291	277	281	275	267
SSI	261	262	265	265	267	251	249	243	244	242	241	240
SSI-Related	254	258	256	256	256	244	233	228	216	222	217	211
Waiver	307	312	313	310	303	275	272	266	265	263	263	258
Elderly & Disabled Coverage Total	1180	1197	1198	1184	1183	1146	1120	1108	1079	1081	1066	1039
Family Planning Only Services	135	137	133	130	123	113	99	95	84	77	77	74
Foster Care	55	59	62	62	64	64	65	64	69	69	67	68
Medicare Beneficiaries	53	50	48	45	45	49	50	46	43	43	42	44
Miscellaneous	3	3	3	3	3	5	4	4	4	4	2	2
Well Woman MA	3	3	3	3	3	3	2	2	2	1	1	1
Other Coverage Total	249	252	249	243	238	234	220	211	202	194	189	189
Total Coverage	4832	4890	4865	4810	4639	4316	3960	3820	3675	3594	3634	3581

WISCONSIN MEDICAID

Note: Wisconsin implemented BadgerCare Plus on 2/01/2008. Because BadgerCare Plus simplified the eligibility determination, categories for Family Coverage were changed from sub-programs to types of individuals. This report shows the number of members certified by each county or tribe. The county of certification may or may not be the county of residence.

COUNTY OR TRIBE: BURNETT**2022**

	JAN	FEB	MAR	APR	MAY	JUN	JUL	AUG	SEP	OCT	NOV	DEC
Childless Adults	746	751	748	755	774	790	809	819	827	840	846	856
Children	1137	1118	1096	1076	1086	1128	1139	1134	1129	1096	1097	1111
Income Extensions	676	671	659	680	701	722	734	736	742	765	759	812
Parents/Caretakers	497	482	475	477	480	491	492	490	501	492	492	485
Pregnant Women	77	74	73	75	76	81	83	86	86	82	81	81
Youths Exiting	4	4	5	5	4	5	5	5	5	5	6	5
BadgerCare Plus Total	3137	3100	3056	3068	3121	3217	3262	3270	3290	3280	3281	3350
Institutionalized	62	60	57	56	57	59	59	60	64	68	69	72
MAPP	233	223	217	221	225	234	260	265	265	283	287	292
SSI	252	252	251	252	249	250	246	248	252	259	262	263
SSI-Related	216	215	215	212	215	222	225	231	235	249	257	256
Waiver	278	282	281	285	285	295	304	315	312	315	312	307
Elderly & Disabled Coverage Total	1041	1032	1021	1026	1031	1060	1094	1119	1128	1174	1187	1190
Family Planning Only Services	137	136	134	129	129	135	137	141	142	139	136	137
Foster Care	49	48	48	48	51	49	50	54	54	53	57	55
Medicare Beneficiaries	58	58	60	60	62	60	62	61	59	61	56	56
Miscellaneous	3	3	3	4	4	4	3	3	3	3	3	3
Subsidized Adoption	2	2	2	2	2	2	2	2	2	2	2	2
Well Woman MA	2	2	2	2	2	2	2	3	3	3	3	3
Other Coverage Total	251	249	249	245	250	252	256	264	263	261	257	256
Total Coverage	4429	4381	4326	4339	4402	4529	4612	4653	4681	4715	4725	4796

WISCONSIN MEDICAID

Note: Wisconsin implemented BadgerCare Plus on 2/01/2008. Because BadgerCare Plus simplified the eligibility determination, categories for Family Coverage were changed from sub-programs to types of individuals. This report shows the number of members certified by each county or tribe. The county of certification may or may not be the county of residence.

COUNTY OR TRIBE: BURNETT**2021**

	JAN	FEB	MAR	APR	MAY	JUN	JUL	AUG	SEP	OCT	NOV	DEC
Childless Adults	697	706	713	709	709	704	729	725	718	727	722	741
Children	1221	1201	1182	1199	1188	1222	1219	1186	1167	1155	1157	1156
Income Extensions	477	486	504	514	523	550	572	572	578	607	629	669
Parents/Caretakers	518	514	514	532	537	547	538	524	514	501	502	493
Pregnant Women	80	76	77	74	71	68	64	65	69	69	68	73
Youths Exiting	2	2	2	2	1	2	2	2	1	1	1	1
BadgerCare Plus Total	2995	2985	2992	3030	3029	3093	3124	3074	3047	3060	3079	3133
Institutionalized	67	67	63	62	61	64	67	62	61	59	60	60
MAPP	224	225	226	225	231	226	225	224	224	223	222	224
SSI	254	253	251	249	249	248	249	247	246	247	249	249
SSI-Related	188	189	194	198	203	210	210	212	211	210	210	210
Waiver	286	286	280	282	281	282	275	274	271	275	275	268
Elderly & Disabled Coverage Total	1019	1020	1014	1016	1025	1030	1026	1019	1013	1014	1016	1011
Family Planning Only Services	132	139	142	138	137	135	138	134	130	132	135	137
Foster Care	44	45	47	49	51	49	50	48	47	49	50	51
Medicare Beneficiaries	71	67	69	69	66	63	62	62	61	62	63	62
Miscellaneous	2	2	2	2	2	2	2	2	2	2	3	3
Subsidized Adoption	2	2	2	2	2	2	2	2	2	2	2	2
Well Woman MA	1	2	2	2	2	2	2	2	2	2	2	2
Other Coverage Total	252	257	264	262	260	253	256	250	244	249	255	257
Total Coverage	4266	4262	4270	4308	4314	4376	4406	4343	4304	4323	4350	4401

WISCONSIN MEDICAID

Note: Wisconsin implemented BadgerCare Plus on 2/01/2008. Because BadgerCare Plus simplified the eligibility determination, categories for Family Coverage were changed from sub-programs to types of individuals. This report shows the number of members certified by each county or tribe. The county of certification may or may not be the county of residence.

COUNTY OR TRIBE: BURNETT**2020**

	JAN	FEB	MAR	APR	MAY	JUN	JUL	AUG	SEP	OCT	NOV	DEC
Childless Adults	325	292	258	172	208	218	284	360	448	596	634	670
Children	891	805	679	531	571	610	711	887	970	1106	1144	1182
Income Extensions	261	248	227	162	163	167	186	269	333	397	435	443
Parents/Caretakers	352	315	263	193	225	241	293	371	409	465	488	507
Pregnant Women	48	37	36	31	30	35	37	51	57	69	77	79
Youths Exiting	2	2	2	.	.	.	1	1	1	1	1	2
BadgerCare Plus Total	1879	1699	1465	1089	1197	1271	1512	1939	2218	2634	2779	2883
Institutionalized	46	41	36	47	70	77	90	90	86	86	85	74
Katie Beckett Program	1	1	1	1	1
MAPP	248	229	210	156	186	220	259	263	266	246	239	225
SSI	261	262	259	258	260	258	255	252	252	253	251	254
SSI-Related	201	189	163	142	168	175	203	208	218	186	192	185
Waiver	278	242	216	197	243	271	318	311	315	302	299	288
Elderly & Disabled Coverage Total	1035	964	885	801	928	1001	1125	1124	1137	1073	1066	1026
Family Planning Only Services	96	91	82	70	67	61	66	88	100	108	117	121
Foster Care	48	41	39	41	37	38	41	41	41	42	42	43
Medicare Beneficiaries	91	79	72	47	67	67	84	84	84	82	81	78
Miscellaneous	2	2	2	2	2	2	2	2	2	2	2	2
Subsidized Adoption	2	2	2	2	2	2	2	2	2	2	2	2
Well Woman MA	1	1	1	1	1	1	1	1	1	1	1	1
Other Coverage Total	240	216	198	163	176	171	196	218	230	237	245	247
Total Coverage	3154	2879	2548	2053	2301	2443	2833	3281	3585	3944	4090	4156

WISCONSIN MEDICAID

Note: Wisconsin implemented BadgerCare Plus on 2/01/2008. Because BadgerCare Plus simplified the eligibility determination, categories for Family Coverage were changed from sub-programs to types of individuals. This report shows the number of members certified by each county or tribe. The county of certification may or may not be the county of residence.

COUNTY OR TRIBE: BURNETT**2019**

	JAN	FEB	MAR	APR	MAY	JUN	JUL	AUG	SEP	OCT	NOV	DEC
Childless Adults	302	303	302	302	307	309	307	309	308	308	315	322
Children	1054	1050	1034	988	1007	1014	982	971	969	951	952	915
Income Extensions	163	170	172	185	181	193	187	205	214	230	241	248
Parents/Caretakers	375	378	378	371	398	399	408	391	404	378	378	361
Pregnant Women	40	34	32	30	32	33	45	50	48	45	51	47
Youths Exiting	2	2	3	3	3	2	1	1	1	1	2	2
BadgerCare Plus Total	1936	1937	1921	1879	1928	1950	1930	1927	1944	1913	1939	1895
Institutionalized	39	41	48	38	39	43	39	42	42	43	50	48
Katie Beckett Program	1	2	2	2	2	2	2	1	1	1	1	1
MAPP	283	278	275	272	274	269	272	271	272	264	254	256
SSI	248	251	251	251	251	248	251	252	254	256	252	257
SSI-Related	160	162	154	147	148	143	140	139	149	171	192	193
Waiver	301	292	296	297	292	289	287	284	284	288	288	289
Elderly & Disabled Coverage Total	1032	1026	1026	1007	1006	994	991	989	1002	1023	1037	1044
Family Planning Only Services	117	118	124	124	113	112	107	107	110	104	100	100
Foster Care	61	56	53	47	45	46	46	45	44	44	52	49
Medicare Beneficiaries	122	118	113	108	110	112	104	106	104	93	90	92
Miscellaneous	2	2	2	2	2	2	2	2	2	2	2	2
Subsidized Adoption	2	2	2	2	2	2	2	2
Well Woman MA	1	1	1	1	1	1	1	1	1	1	1	1
Other Coverage Total	303	295	293	282	273	275	262	263	263	246	247	246
Total Coverage	3271	3258	3240	3168	3207	3219	3183	3179	3209	3182	3223	3185

WISCONSIN MEDICAID

Note: Wisconsin implemented BadgerCare Plus on 2/01/2008. Because BadgerCare Plus simplified the eligibility determination, categories for Family Coverage were changed from sub-programs to types of individuals. This report shows the number of members certified by each county or tribe. The county of certification may or may not be the county of residence.

COUNTY OR TRIBE: CALUMET

2024

	JAN	FEB	MAR	APR	MAY	JUN	JUL	AUG	SEP	OCT	NOV	DEC
Childless Adults	827	773	740
Children	2122	2156	2265
Income Extensions	1563	1494	1273
Parents/Caretakers	583	582	574
Pregnant Women	138	134	129
BadgerCare Plus Total	5233	5139	4981
Institutionalized	30	29	27
MAPP	221	220	216
SSI	222	217	212
SSI-Related	167	165	169
Waiver	390	394	400
Elderly & Disabled Coverage Total	1030	1025	1024
Family Planning Only Services	133	129	126
Foster Care	30	31	29
Medicare Beneficiaries	50	49	51
Miscellaneous	8	9	9
Well Woman MA	2	2	2
Other Coverage Total	223	220	217
Total Coverage	6486	6384	6222

WISCONSIN MEDICAID

Note: Wisconsin implemented BadgerCare Plus on 2/01/2008. Because BadgerCare Plus simplified the eligibility determination, categories for Family Coverage were changed from sub-programs to types of individuals. This report shows the number of members certified by each county or tribe. The county of certification may or may not be the county of residence.

COUNTY OR TRIBE: CALUMET**2023**

	JAN	FEB	MAR	APR	MAY	JUN	JUL	AUG	SEP	OCT	NOV	DEC
Childless Adults	1070	1101	1114	1116	1138	1117	1062	1018	939	892	860	841
Children	2543	2535	2524	2541	2560	2484	2360	2298	2241	2184	2155	2123
Income Extensions	1344	1357	1370	1374	1385	1350	1385	1431	1459	1499	1532	1564
Parents/Caretakers	630	624	644	661	676	664	645	642	615	612	587	583
Pregnant Women	256	264	264	268	269	170	157	155	159	162	158	147
Youths Exiting	1	1	1	1	1	1
BadgerCare Plus Total	5844	5882	5917	5961	6029	5786	5609	5544	5413	5349	5292	5258
Institutionalized	26	27	31	30	32	33	31	31	30	30	29	30
MAPP	188	184	185	187	184	199	204	204	208	206	210	212
SSI	231	236	239	238	241	228	229	227	231	230	230	227
SSI-Related	185	185	185	186	189	193	186	176	172	170	170	168
Waiver	406	404	404	409	421	393	398	399	396	393	397	395
Elderly & Disabled Coverage Total	1036	1036	1044	1050	1067	1046	1048	1037	1037	1029	1036	1032
Family Planning Only Services	165	172	170	167	174	169	164	160	156	149	138	135
Foster Care	34	34	35	35	34	33	32	32	34	34	34	31
Medicare Beneficiaries	58	57	59	58	58	63	60	59	56	56	51	51
Miscellaneous	27	27	27	27	27	37	25	15	9	8	8	9
Well Woman MA	3	3	3	3	3	3	3	3	2	2	2	2
Other Coverage Total	287	293	294	290	296	305	284	269	257	249	233	228
Total Coverage	7167	7211	7255	7301	7392	7137	6941	6850	6707	6627	6561	6518

WISCONSIN MEDICAID

Note: Wisconsin implemented BadgerCare Plus on 2/01/2008. Because BadgerCare Plus simplified the eligibility determination, categories for Family Coverage were changed from sub-programs to types of individuals. This report shows the number of members certified by each county or tribe. The county of certification may or may not be the county of residence.

COUNTY OR TRIBE: CALUMET**2022**

	JAN	FEB	MAR	APR	MAY	JUN	JUL	AUG	SEP	OCT	NOV	DEC
Childless Adults	918	931	942	949	954	964	982	1004	1013	1018	1041	1042
Children	2331	2358	2382	2398	2421	2433	2455	2470	2494	2498	2519	2528
Income Extensions	1048	1061	1079	1113	1129	1156	1194	1248	1287	1303	1312	1335
Parents/Caretakers	604	614	628	632	636	625	630	631	639	638	637	631
Pregnant Women	197	203	206	210	216	230	237	239	244	246	250	248
Youths Exiting	1	1	1	1	1	1	1	1	1	1	1	1
BadgerCare Plus Total	5099	5168	5238	5303	5357	5409	5499	5593	5678	5704	5760	5785
Institutionalized	28	26	25	25	24	26	28	29	28	29	30	27
MAPP	174	168	163	167	166	165	173	173	172	178	185	185
SSI	230	229	233	234	237	241	231	235	240	239	238	231
SSI-Related	174	177	177	178	177	183	190	188	186	187	189	187
Waiver	349	355	360	365	364	370	374	377	385	394	394	400
Elderly & Disabled Coverage Total	955	955	958	969	968	985	996	1002	1011	1027	1036	1030
Family Planning Only Services	150	157	154	157	157	157	156	155	153	154	154	162
Foster Care	34	35	36	36	36	32	33	34	35	35	34	35
Medicare Beneficiaries	61	60	60	59	61	63	63	62	62	60	61	60
Miscellaneous	20	21	21	21	21	23	23	23	24	24	25	26
Well Woman MA	3	3	3	3	3	3	3	3	3	3	3	3
Other Coverage Total	268	276	274	276	278	278	278	277	277	276	277	286
Total Coverage	6322	6399	6470	6548	6603	6672	6773	6872	6966	7007	7073	7101

WISCONSIN MEDICAID

Note: Wisconsin implemented BadgerCare Plus on 2/01/2008. Because BadgerCare Plus simplified the eligibility determination, categories for Family Coverage were changed from sub-programs to types of individuals. This report shows the number of members certified by each county or tribe. The county of certification may or may not be the county of residence.

COUNTY OR TRIBE: CALUMET**2021**

	JAN	FEB	MAR	APR	MAY	JUN	JUL	AUG	SEP	OCT	NOV	DEC
Childless Adults	756	786	794	812	829	827	837	856	866	870	882	904
Children	2308	2315	2300	2283	2298	2334	2367	2338	2350	2353	2330	2333
Income Extensions	691	725	733	752	754	795	823	868	906	939	993	1028
Parents/Caretakers	625	633	626	619	621	628	633	615	610	613	600	602
Pregnant Women	159	162	163	172	182	180	186	186	192	193	199	201
Youths Exiting	3	3	3	3	1	1	2	2	2	2	1	1
BadgerCare Plus Total	4542	4624	4619	4641	4685	4765	4848	4865	4926	4970	5005	5069
Institutionalized	38	35	37	36	35	35	34	35	35	32	32	29
MAPP	155	157	162	165	167	170	173	171	171	172	171	175
SSI	226	225	228	228	226	228	230	229	226	228	233	229
SSI-Related	156	157	157	153	158	159	155	160	160	166	168	171
Waiver	326	324	324	334	338	329	337	343	346	346	342	344
Elderly & Disabled Coverage Total	901	898	908	916	924	921	929	938	938	944	946	948
Family Planning Only Services	151	150	152	154	152	153	149	149	147	146	149	147
Foster Care	23	27	27	32	32	33	32	31	34	34	34	34
Medicare Beneficiaries	61	61	61	60	58	59	59	60	61	59	60	62
Miscellaneous	8	8	8	8	9	9	17	18	18	21	18	20
Well Woman MA	3	3	3	3	3	3	3	3	3	3	3	3
Other Coverage Total	246	249	251	257	254	257	260	261	263	263	264	266
Total Coverage	5689	5771	5778	5814	5863	5943	6037	6064	6127	6177	6215	6283

WISCONSIN MEDICAID

Note: Wisconsin implemented BadgerCare Plus on 2/01/2008. Because BadgerCare Plus simplified the eligibility determination, categories for Family Coverage were changed from sub-programs to types of individuals. This report shows the number of members certified by each county or tribe. The county of certification may or may not be the county of residence.

COUNTY OR TRIBE: CALUMET**2020**

	JAN	FEB	MAR	APR	MAY	JUN	JUL	AUG	SEP	OCT	NOV	DEC
Childless Adults	464	464	457	518	562	593	606	637	645	662	694	730
Children	2047	2075	2080	2158	2220	2237	2258	2240	2246	2255	2257	2280
Income Extensions	436	422	413	426	429	437	463	533	558	593	651	667
Parents/Caretakers	501	508	532	551	599	612	624	601	609	612	613	621
Pregnant Women	97	92	94	111	115	127	132	142	145	153	153	152
Youths Exiting	1	1	1	1	1	1	1	4	3	3	3	3
BadgerCare Plus Total	3546	3562	3577	3765	3926	4007	4084	4157	4206	4278	4371	4453
Institutionalized	34	32	34	34	37	34	31	33	36	36	35	38
Katie Beckett Program	.	.	1	1	1
MAPP	145	143	137	142	137	138	143	145	150	151	154	155
SSI	228	226	227	225	225	225	223	222	221	223	221	224
SSI-Related	108	114	116	128	134	141	141	142	143	145	148	151
Waiver	296	299	304	319	324	333	340	342	341	335	328	326
Elderly & Disabled Coverage Total	811	814	819	849	858	871	878	884	891	890	886	894
Family Planning Only Services	140	137	136	137	130	132	136	138	148	152	151	151
Foster Care	16	15	15	17	18	23	24	24	22	21	23	23
Medicare Beneficiaries	63	60	60	60	60	60	61	60	60	63	62	61
Miscellaneous	9	7	7	7	7	7	8	8	8	7	7	8
Well Woman MA	2	2	2	2	2	3	3	3	3	3	3	3
Other Coverage Total	230	221	220	223	217	225	232	233	241	246	246	246
Total Coverage	4587	4597	4616	4837	5001	5103	5194	5274	5338	5414	5503	5593

WISCONSIN MEDICAID

Note: Wisconsin implemented BadgerCare Plus on 2/01/2008. Because BadgerCare Plus simplified the eligibility determination, categories for Family Coverage were changed from sub-programs to types of individuals. This report shows the number of members certified by each county or tribe. The county of certification may or may not be the county of residence.

COUNTY OR TRIBE: CALUMET**2019**

	JAN	FEB	MAR	APR	MAY	JUN	JUL	AUG	SEP	OCT	NOV	DEC
Childless Adults	460	457	463	470	458	449	441	446	441	442	446	440
Children	2118	2109	2102	2103	2102	2147	2093	2087	2095	2082	2065	2060
Income Extensions	305	323	332	333	357	376	393	377	400	420	415	436
Parents/Caretakers	518	518	498	505	513	508	497	495	494	500	519	526
Pregnant Women	96	97	97	104	107	108	99	98	98	97	97	95
Youths Exiting	1	1	1	1	1	1	1	2	2	1	1	1
BadgerCare Plus Total	3498	3505	3493	3516	3538	3589	3524	3505	3530	3542	3543	3558
Institutionalized	31	31	26	28	31	33	33	33	34	29	28	29
MAPP	155	155	161	166	165	163	160	152	151	143	141	143
SSI	250	245	238	237	236	234	236	233	230	226	228	228
SSI-Related	54	57	60	58	58	59	61	60	71	96	113	104
Waiver	276	276	285	291	286	278	276	285	282	286	290	288
Elderly & Disabled Coverage Total	766	764	770	780	776	767	766	763	768	780	800	792
Family Planning Only Services	153	152	154	146	140	143	142	145	139	143	143	140
Foster Care	16	16	16	17	18	17	17	18	22	19	18	18
Medicare Beneficiaries	91	90	88	90	85	79	80	79	76	75	67	61
Miscellaneous	7	7	7	5	5	6	6	8	9	6	5	9
Well Woman MA	2	2	2	2	2	2	2	2	2	2	2	2
Other Coverage Total	269	267	267	260	250	247	247	252	248	245	235	230
Total Coverage	4533	4536	4530	4556	4564	4603	4537	4520	4546	4567	4578	4580

WISCONSIN MEDICAID

Note: Wisconsin implemented BadgerCare Plus on 2/01/2008. Because BadgerCare Plus simplified the eligibility determination, categories for Family Coverage were changed from sub-programs to types of individuals. This report shows the number of members certified by each county or tribe. The county of certification may or may not be the county of residence.

COUNTY OR TRIBE: CHIPPEWA

2024

	JAN	FEB	MAR	APR	MAY	JUN	JUL	AUG	SEP	OCT	NOV	DEC
Childless Adults	1641	1563	1471
Children	2492	2597	2674
Income Extensions	2854	2655	2341
Parents/Caretakers	1038	986	932
Pregnant Women	202	184	155
Youths Exiting	6	6	5
BadgerCare Plus Total	8233	7991	7578
Institutionalized	114	117	115
MAPP	498	478	451
SSI	1012	992	995
SSI-Related	400	401	395
Waiver	452	449	458
Elderly & Disabled Coverage Total	2476	2437	2414
Family Planning Only Services	202	197	212
Foster Care	173	175	176
Medicare Beneficiaries	119	117	121
Miscellaneous	7	9	8
Subsidized Adoption	2	2	2
Well Woman MA	3	3	4
Other Coverage Total	506	503	523
Total Coverage	11215	10931	10515

WISCONSIN MEDICAID

Note: Wisconsin implemented BadgerCare Plus on 2/01/2008. Because BadgerCare Plus simplified the eligibility determination, categories for Family Coverage were changed from sub-programs to types of individuals. This report shows the number of members certified by each county or tribe. The county of certification may or may not be the county of residence.

COUNTY OR TRIBE: CHIPPEWA**2023**

	JAN	FEB	MAR	APR	MAY	JUN	JUL	AUG	SEP	OCT	NOV	DEC
Childless Adults	2210	2079	1966	1964	2004	2001	1937	1908	1831	1761	1720	1654
Children	3141	2985	2864	2838	2884	2794	2737	2618	2482	2498	2466	2462
Income Extensions	2452	2440	2377	2385	2423	2491	2567	2644	2747	2782	2811	2833
Parents/Caretakers	1269	1209	1196	1178	1218	1201	1182	1166	1116	1104	1059	1045
Pregnant Women	249	240	237	245	246	222	229	229	226	223	220	210
Youths Exiting	10	10	9	9	9	8	8	8	8	6	6	5
BadgerCare Plus Total	9331	8963	8649	8619	8784	8717	8660	8573	8410	8374	8282	8209
Institutionalized	105	109	101	102	104	131	119	111	108	111	114	111
MAPP	566	566	558	556	546	566	551	534	530	530	517	513
SSI	1134	1131	1128	1130	1143	1086	1080	1084	1072	1048	1033	1017
SSI-Related	533	535	535	528	522	502	482	472	451	434	426	423
Waiver	560	572	562	553	540	487	471	463	457	452	453	455
Elderly & Disabled Coverage Total	2898	2913	2884	2869	2855	2772	2703	2664	2618	2575	2543	2519
Family Planning Only Services	323	307	289	279	285	277	253	237	226	217	220	205
Foster Care	207	203	200	194	200	199	197	189	187	183	176	180
Medicare Beneficiaries	128	131	138	134	134	133	132	124	119	122	127	120
Miscellaneous	13	13	15	15	16	14	12	8	7	7	7	7
Subsidized Adoption	1	1	1	1	1	1	1	1	1	1	1	2
Well Woman MA	6	6	6	6	6	6	6	4	4	4	4	4
Other Coverage Total	678	661	649	629	642	630	601	563	544	534	535	518
Total Coverage	12907	12537	12182	12117	12281	12119	11964	11800	11572	11483	11360	11246

WISCONSIN MEDICAID

Note: Wisconsin implemented BadgerCare Plus on 2/01/2008. Because BadgerCare Plus simplified the eligibility determination, categories for Family Coverage were changed from sub-programs to types of individuals. This report shows the number of members certified by each county or tribe. The county of certification may or may not be the county of residence.

COUNTY OR TRIBE: CHIPPEWA**2022**

	JAN	FEB	MAR	APR	MAY	JUN	JUL	AUG	SEP	OCT	NOV	DEC
Childless Adults	2168	2149	2072	2082	2128	2207	2284	2288	2280	2285	2315	2303
Children	3546	3471	3270	3289	3360	3464	3536	3485	3369	3325	3298	3316
Income Extensions	2014	2039	1938	1993	2060	2179	2258	2266	2312	2336	2420	2524
Parents/Caretakers	1321	1321	1289	1308	1349	1365	1402	1385	1366	1359	1323	1311
Pregnant Women	261	264	255	255	263	274	278	274	262	264	261	268
Youths Exiting	11	11	11	11	10	11	11	10	11	11	11	11
BadgerCare Plus Total	9321	9255	8835	8938	9170	9500	9769	9708	9600	9580	9628	9733
Institutionalized	118	113	108	113	113	109	110	107	107	108	111	108
MAPP	515	501	490	496	503	514	547	550	561	571	573	571
SSI	1106	1111	1108	1116	1124	1122	1104	1105	1115	1123	1127	1138
SSI-Related	456	449	457	462	471	475	472	487	495	516	527	530
Waiver	504	509	513	514	514	528	534	547	555	562	565	570
Elderly & Disabled Coverage Total	2699	2683	2676	2701	2725	2748	2767	2796	2833	2880	2903	2917
Family Planning Only Services	379	369	348	349	352	365	374	366	347	343	347	350
Foster Care	208	206	212	214	218	217	214	206	204	211	213	210
Medicare Beneficiaries	118	123	121	117	118	120	121	120	124	127	130	129
Miscellaneous	7	10	10	10	10	10	11	12	12	13	13	13
Subsidized Adoption	1	1	1	1	1	1	1	1	1	1	1	1
Well Woman MA	5	5	6	6	6	6	6	6	6	6	6	6
Other Coverage Total	718	714	698	697	705	719	727	711	694	701	710	709
Total Coverage	12738	12652	12209	12336	12600	12967	13263	13215	13127	13161	13241	13359

WISCONSIN MEDICAID

Note: Wisconsin implemented BadgerCare Plus on 2/01/2008. Because BadgerCare Plus simplified the eligibility determination, categories for Family Coverage were changed from sub-programs to types of individuals. This report shows the number of members certified by each county or tribe. The county of certification may or may not be the county of residence.

COUNTY OR TRIBE: CHIPPEWA**2021**

	JAN	FEB	MAR	APR	MAY	JUN	JUL	AUG	SEP	OCT	NOV	DEC
Childless Adults	1849	1883	1961	1968	1979	1997	2009	2028	2033	2057	2094	2137
Children	3686	3767	3855	3780	3706	3691	3710	3653	3630	3569	3541	3568
Express Enroll-PW	.	.	1	1
Income Extensions	1319	1348	1404	1436	1449	1492	1521	1545	1577	1755	1822	1897
Parents/Caretakers	1396	1450	1494	1453	1422	1398	1405	1385	1384	1348	1324	1340
Pregnant Women	212	233	242	245	247	246	253	251	254	244	247	251
Youths Exiting	11	9	8	9	9	9	8	8	9	9	10	11
BadgerCare Plus Total	8473	8690	8965	8892	8812	8833	8906	8870	8887	8982	9038	9204
Institutionalized	149	135	136	131	131	124	119	119	120	117	116	115
MAPP	469	470	480	483	486	489	492	490	492	491	493	500
SSI	1103	1106	1108	1106	1102	1108	1107	1116	1108	1099	1095	1102
SSI-Related	435	442	437	440	437	432	440	445	446	443	449	450
Waiver	509	501	500	499	492	488	489	488	485	483	481	478
Elderly & Disabled Coverage Total	2665	2654	2661	2659	2648	2641	2647	2658	2651	2633	2634	2645
Family Planning Only Services	362	375	382	386	385	382	384	375	373	363	371	373
Foster Care	178	182	176	181	188	192	194	192	198	201	207	207
Medicare Beneficiaries	140	136	134	134	131	128	126	122	120	118	117	117
Miscellaneous	2	2	3	3	4	5	6	6	6	6	6	7
Subsidized Adoption	1	1	1	1	1	1	1	1	1	1	1	1
Well Woman MA	4	4	4	4	4	4	4	4	4	4	5	5
Other Coverage Total	687	700	700	709	713	712	715	700	702	693	707	710
Total Coverage	11825	12044	12326	12260	12173	12186	12268	12228	12240	12308	12379	12559

WISCONSIN MEDICAID

Note: Wisconsin implemented BadgerCare Plus on 2/01/2008. Because BadgerCare Plus simplified the eligibility determination, categories for Family Coverage were changed from sub-programs to types of individuals. This report shows the number of members certified by each county or tribe. The county of certification may or may not be the county of residence.

COUNTY OR TRIBE: CHIPPEWA**2020**

	JAN	FEB	MAR	APR	MAY	JUN	JUL	AUG	SEP	OCT	NOV	DEC
Childless Adults	1298	1278	1250	1150	1197	1265	1304	1309	1342	1408	1582	1741
Children	3465	3439	3390	3074	3127	3200	3265	3224	3217	3185	3436	3672
Express Enroll-PW	1
Income Extensions	924	870	814	753	775	801	824	858	882	945	1146	1242
Parents/Caretakers	1194	1189	1174	1094	1145	1196	1210	1206	1203	1188	1282	1381
Pregnant Women	162	148	147	137	145	157	167	163	168	166	177	202
Youths Exiting	14	14	13	9	11	11	12	11	11	11	11	11
BadgerCare Plus Total	7057	6938	6788	6217	6400	6630	6782	6772	6823	6903	7634	8249
Institutionalized	141	143	150	166	173	179	197	195	192	187	175	161
Katie Beckett Program	1	1	1	1	1
MAPP	340	332	342	405	430	443	463	472	483	475	464	462
SSI	1097	1098	1093	1103	1105	1103	1104	1105	1104	1100	1099	1102
SSI-Related	219	243	271	324	360	383	434	449	464	439	446	442
Waiver	416	428	454	513	545	566	599	593	583	562	540	528
Elderly & Disabled Coverage Total	2214	2245	2311	2512	2614	2674	2797	2814	2826	2763	2724	2695
Family Planning Only Services	389	384	371	360	348	339	322	298	306	319	340	351
Foster Care	133	130	127	130	138	140	155	165	166	174	173	171
Medicare Beneficiaries	114	112	122	141	148	152	173	175	173	160	155	148
Miscellaneous	2	1	2	1	1	2	2	2	2	2	2	2
Subsidized Adoption	.	1	1	1	1	1	1	1	1	1	1	1
Well Woman MA	4	3	4	4	4	4	4	4	4	4	4	4
Other Coverage Total	642	631	627	637	640	638	657	645	652	660	675	677
Total Coverage	9913	9814	9726	9366	9654	9942	10236	10231	10301	10326	11033	11621

WISCONSIN MEDICAID

Note: Wisconsin implemented BadgerCare Plus on 2/01/2008. Because BadgerCare Plus simplified the eligibility determination, categories for Family Coverage were changed from sub-programs to types of individuals. This report shows the number of members certified by each county or tribe. The county of certification may or may not be the county of residence.

COUNTY OR TRIBE: CHIPPEWA**2019**

	JAN	FEB	MAR	APR	MAY	JUN	JUL	AUG	SEP	OCT	NOV	DEC
Childless Adults	1192	1239	1259	1361	1331	1302	1294	1318	1323	1327	1306	1298
Children	3878	3903	3942	4028	3990	3949	3921	3904	3857	3682	3587	3514
Express Enroll-PW	1	1
Income Extensions	654	724	768	822	834	885	971	1008	1008	1109	1026	998
Parents/Caretakers	1264	1276	1303	1364	1325	1320	1298	1303	1288	1269	1197	1184
Pregnant Women	185	188	189	199	181	177	183	185	182	176	165	157
Youths Exiting	10	10	11	12	12	14	14	15	15	15	14	14
BadgerCare Plus Total	7183	7340	7472	7786	7674	7648	7681	7733	7673	7578	7295	7165
Institutionalized	134	130	123	126	125	123	119	124	130	132	135	136
Katie Beckett Program	2	2	2	2	2	2	1	1	1	1	1	2
MAPP	391	394	398	411	411	412	411	413	397	386	368	350
SSI	1096	1098	1084	1096	1093	1091	1097	1108	1105	1103	1107	1099
SSI-Related	112	114	119	119	119	120	120	130	164	173	194	209
Waiver	397	391	392	385	393	398	400	412	415	419	419	418
Elderly & Disabled Coverage Total	2132	2129	2118	2139	2143	2146	2148	2188	2212	2214	2224	2214
Family Planning Only Services	372	367	374	371	384	388	403	404	414	415	407	403
Foster Care	161	161	158	157	149	149	141	141	140	138	131	135
Medicare Beneficiaries	147	157	154	157	159	156	152	155	137	134	123	116
Miscellaneous	.	.	1	1	1	1	1	1	1	1	1	1
Well Woman MA	4	4	4	4	4	4	4	4	4	4	4	4
Other Coverage Total	684	689	691	690	697	698	701	705	696	692	666	659
Total Coverage	9999	10158	10281	10615	10514	10492	10530	10626	10581	10484	10185	10038

WISCONSIN MEDICAID

Note: Wisconsin implemented BadgerCare Plus on 2/01/2008. Because BadgerCare Plus simplified the eligibility determination, categories for Family Coverage were changed from sub-programs to types of individuals. This report shows the number of members certified by each county or tribe. The county of certification may or may not be the county of residence.

COUNTY OR TRIBE: CLARK

2024

	JAN	FEB	MAR	APR	MAY	JUN	JUL	AUG	SEP	OCT	NOV	DEC
Childless Adults	9	3	5
Children	61	59	37
Income Extensions	32	23	8
Parents/Caretakers	24	19	13
Pregnant Women	8	9	6
BadgerCare Plus Total	134	113	69
Institutionalized	2	2	2
MAPP	.	4
SSI	468	456	444
SSI-Related	2	2	3
Waiver	1	3	3
Elderly & Disabled Coverage Total	473	467	452
Family Planning Only Services	2	3	4
Foster Care	61	59	62
Miscellaneous	6	6	5
Subsidized Adoption	1	1	1
Well Woman MA	3	3	2
Other Coverage Total	73	72	74
Total Coverage	680	652	595

WISCONSIN MEDICAID

Note: Wisconsin implemented BadgerCare Plus on 2/01/2008. Because BadgerCare Plus simplified the eligibility determination, categories for Family Coverage were changed from sub-programs to types of individuals. This report shows the number of members certified by each county or tribe. The county of certification may or may not be the county of residence.

COUNTY OR TRIBE: CLARK**2023**

	JAN	FEB	MAR	APR	MAY	JUN	JUL	AUG	SEP	OCT	NOV	DEC
Childless Adults	4	6	3	3	6	7	7	7	6	4	4	7
Children	29	38	35	26	27	39	36	57	50	42	42	49
Income Extensions	11	14	10	6	18	19	22	29	24	11	23	28
Parents/Caretakers	16	19	18	13	10	17	18	19	21	19	20	25
Pregnant Women	10	11	12	15	14	7	7	12	9	9	9	8
BadgerCare Plus Total	70	88	78	63	75	89	90	124	110	85	98	117
Institutionalized	1	1	1	1	2	2	2	2	2	2	3	2
MAPP	.	1	.	.	1	1	.	2	.	.	1	.
SSI	471	470	475	477	476	458	459	466	464	457	456	463
SSI-Related	1	.	1	2	2	3	2	2	2	1	.	.
Waiver	1	3	3	1	2	3	4	3	1	.	1	3
Elderly & Disabled Coverage Total	474	475	480	481	483	467	467	475	469	460	461	468
Family Planning Only Services	2	2	2	3	5	5	2	2	2	2	2	1
Foster Care	60	60	61	60	60	65	66	66	66	65	64	62
Medicare Beneficiaries	1	1	1	1	1	1
Miscellaneous	5	7	6	6	6	6	5	5	3	3	5	5
Subsidized Adoption	1	1	1	1	1	1	1	1	1	1	1	1
Well Woman MA	6	6	6	6	5	5	5	5	5	4	4	4
Other Coverage Total	75	77	77	77	78	83	79	79	77	75	76	73
Total Coverage	619	640	635	621	636	639	636	678	656	620	635	658

WISCONSIN MEDICAID

Note: Wisconsin implemented BadgerCare Plus on 2/01/2008. Because BadgerCare Plus simplified the eligibility determination, categories for Family Coverage were changed from sub-programs to types of individuals. This report shows the number of members certified by each county or tribe. The county of certification may or may not be the county of residence.

COUNTY OR TRIBE: CLARK**2022**

	JAN	FEB	MAR	APR	MAY	JUN	JUL	AUG	SEP	OCT	NOV	DEC
Childless Adults	11	10	10	6	4	6	4	3	3	5	8	6
Children	47	53	29	30	27	20	24	25	27	36	30	29
Income Extensions	11	13	15	19	24	15	18	16	10	8	9	10
Parents/Caretakers	22	24	23	21	15	10	10	12	14	10	8	12
Pregnant Women	7	6	6	7	6	4	5	5	7	9	9	10
BadgerCare Plus Total	98	106	83	83	76	55	61	61	61	68	64	67
Institutionalized	2	2	2	2	2	2	1	1	1	1	1	1
MAPP	2
SSI	485	487	488	483	479	478	467	464	470	470	467	471
SSI-Related	3	3	2	3	3	2	3	3	3	1	1	1
Waiver	3	4	3	3	4	3	2	1	3	3	2	2
Elderly & Disabled Coverage Total	493	496	495	491	488	485	473	469	477	475	471	477
Family Planning Only Services	4	4	3	3	2	2	2	2	2	2	2	2
Foster Care	44	44	46	51	53	53	53	55	57	57	56	55
Medicare Beneficiaries	1	1	1	1	1	1	1	1	1	1	1	1
Miscellaneous	2	2	2	2	3	3	4	4	4	4	4	5
Subsidized Adoption	2	2	2	2	2	2	2	2	2	2	2	2
Well Woman MA	4	4	4	4	4	4	4	4	5	6	7	6
Other Coverage Total	57	57	58	63	65	65	66	68	71	72	72	71
Total Coverage	648	659	636	637	629	605	600	598	609	615	607	615

WISCONSIN MEDICAID

Note: Wisconsin implemented BadgerCare Plus on 2/01/2008. Because BadgerCare Plus simplified the eligibility determination, categories for Family Coverage were changed from sub-programs to types of individuals. This report shows the number of members certified by each county or tribe. The county of certification may or may not be the county of residence.

COUNTY OR TRIBE: CLARK**2021**

	JAN	FEB	MAR	APR	MAY	JUN	JUL	AUG	SEP	OCT	NOV	DEC
Childless Adults	4	6	4	7	7	8	5	2	6	7	8	10
Children	63	45	44	41	38	46	51	48	49	48	42	44
Income Extensions	15	15	17	14	19	27	20	21	20	14	16	15
Parents/Caretakers	36	34	32	32	32	31	30	25	29	23	22	22
Pregnant Women	4	4	4	2	1	2	4	5	5	5	7	8
Youths Exiting	.	1
BadgerCare Plus Total	122	105	101	96	97	114	110	101	109	97	95	99
Institutionalized	7	2	3	2	3	4	5	2	2	3	4	2
MAPP	1	1	.	.	2	.	.	.
SSI	483	480	480	477	477	480	484	486	489	488	484	486
SSI-Related	4	2	2	2	2	7	5	3	3	3	3	3
Waiver	1	3	2	2	3	1	1	1	1	1	3	2
Elderly & Disabled Coverage Total	496	487	487	483	485	493	495	492	497	495	494	493
Family Planning Only Services	3	2	1	1	1	1	1	1	1	2	4	3
Foster Care	30	30	30	30	33	33	33	34	34	36	41	41
Medicare Beneficiaries	1	1	1	1	1	1	1	1	1	1	1	1
Miscellaneous	1	1	1	1	1	1	1	1	1	2	2	2
Subsidized Adoption	2	2	2	2	2	2	2	2	2	2	2	2
Well Woman MA	3	3	3	3	3	3	3	3	3	4	4	4
Other Coverage Total	40	39	38	38	41	41	41	42	42	47	54	53
Total Coverage	658	631	626	617	623	648	646	635	648	639	643	645

WISCONSIN MEDICAID

Note: Wisconsin implemented BadgerCare Plus on 2/01/2008. Because BadgerCare Plus simplified the eligibility determination, categories for Family Coverage were changed from sub-programs to types of individuals. This report shows the number of members certified by each county or tribe. The county of certification may or may not be the county of residence.

COUNTY OR TRIBE: CLARK**2020**

	JAN	FEB	MAR	APR	MAY	JUN	JUL	AUG	SEP	OCT	NOV	DEC
Childless Adults	9	9	12	7	4	7	5	7	10	3	7	7
Children	65	65	66	37	33	34	28	47	53	50	68	61
Income Extensions	10	17	11	7	9	7	3	10	14	14	13	11
Parents/Caretakers	23	28	25	13	19	17	16	24	30	30	40	32
Pregnant Women	7	6	4	4	1	2	3	4	4	5	2	2
Youths Exiting	1	1	2	.	.	.
BadgerCare Plus Total	114	125	118	68	66	67	56	93	113	102	130	113
Institutionalized	3	3	3	4	5	5	2	2	3	3	3	5
Katie Beckett Program	1	1	1	1	1
MAPP	2	3	1	1	2	2	.	1	2	1	2	3
SSI	467	473	476	482	484	477	479	476	479	479	480	482
SSI-Related	3	3	7	3	1	2	2	3	4	2	1	1
Waiver	6	5	4	2	3	3	1	2	2	1	1	1
Elderly & Disabled Coverage Total	482	488	492	493	496	489	484	484	490	486	487	492
Family Planning Only Services	1	3	3	3	2	2	2
Foster Care	25	29	27	30	30	28	28	29	29	28	28	29
Medicare Beneficiaries	2	2	1	.	.	.	1	.	1	1	2	2
Miscellaneous	1	1	1	1	1	1	1	1	1	1	1	1
Subsidized Adoption	2	2	2	2	2	2	2	2	2	2	2	2
Well Woman MA	3	3	3	3	3	3	3	3	3	3	3	3
Other Coverage Total	33	37	34	36	36	35	38	38	39	37	38	39
Total Coverage	629	650	644	597	598	591	578	615	642	625	655	644

WISCONSIN MEDICAID

Note: Wisconsin implemented BadgerCare Plus on 2/01/2008. Because BadgerCare Plus simplified the eligibility determination, categories for Family Coverage were changed from sub-programs to types of individuals. This report shows the number of members certified by each county or tribe. The county of certification may or may not be the county of residence.

COUNTY OR TRIBE: CLARK**2019**

	JAN	FEB	MAR	APR	MAY	JUN	JUL	AUG	SEP	OCT	NOV	DEC
Childless Adults	5	2	2	1	5	6	3	4	6	5	8	9
Children	117	91	118	92	77	70	72	64	58	60	72	67
Income Extensions	22	10	10	9	15	18	14	12	22	17	19	20
Parents/Caretakers	30	27	26	18	22	22	26	27	24	21	21	24
Pregnant Women	11	7	9	6	4	5	4	4	8	4	7	6
BadgerCare Plus Total	185	137	165	126	123	121	119	111	118	107	127	126
Institutionalized	5	4	7	3	3	2	4	2	3	3	5	5
Katie Beckett Program	1	1	1	1	1	1	1	1	1	1	1	1
MAPP	2	4	4	2	2	2	4	3
SSI	457	456	465	465	466	462	464	463	458	460	460	460
SSI-Related	.	.	1	.	1	2	2	2	4	4	3	5
Waiver	2	3	4	1	2	5	3	4	2	4	1	4
Elderly & Disabled Coverage Total	465	464	478	470	475	476	478	474	470	474	474	478
Family Planning Only Services	1	3	4	4	4	4	4	2	2	3	2	4
Foster Care	24	24	24	23	22	24	25	24	22	19	25	24
Medicare Beneficiaries	1	3	1	.	1	1	1	2	1	3	2	2
Miscellaneous	19	17	13	12	14	12	8	4	5	4	3	1
Subsidized Adoption	2	2	2	2	2	2	2	2	2	2	2	2
Well Woman MA	2	2	2	2	2	3	3	3	3	3	3	3
Other Coverage Total	49	51	46	43	45	46	43	37	35	34	37	36
Total Coverage	699	652	689	639	643	643	640	622	623	615	638	640

WISCONSIN MEDICAID

Note: Wisconsin implemented BadgerCare Plus on 2/01/2008. Because BadgerCare Plus simplified the eligibility determination, categories for Family Coverage were changed from sub-programs to types of individuals. This report shows the number of members certified by each county or tribe. The county of certification may or may not be the county of residence.

COUNTY OR TRIBE: COLUMBIA

2024

	JAN	FEB	MAR	APR	MAY	JUN	JUL	AUG	SEP	OCT	NOV	DEC
Childless Adults	944	936	970
Children	1166	1304	1412
Income Extensions	1033	960	889
Parents/Caretakers	498	517	537
Pregnant Women	119	112	103
Youths Exiting	4	3	4
BadgerCare Plus Total	3764	3832	3915
Institutionalized	101	101	101
MAPP	275	279	290
SSI	739	727	724
SSI-Related	255	273	290
Waiver	395	392	385
Elderly & Disabled Coverage Total	1765	1772	1790
Family Planning Only Services	106	99	105
Foster Care	98	95	98
Medicare Beneficiaries	68	69	82
Miscellaneous	18	20	20
Subsidized Adoption	1	1	1
Well Woman MA	5	5	4
Other Coverage Total	296	289	310
Total Coverage	5825	5893	6015

WISCONSIN MEDICAID

Note: Wisconsin implemented BadgerCare Plus on 2/01/2008. Because BadgerCare Plus simplified the eligibility determination, categories for Family Coverage were changed from sub-programs to types of individuals. This report shows the number of members certified by each county or tribe. The county of certification may or may not be the county of residence.

COUNTY OR TRIBE: COLUMBIA**2023**

	JAN	FEB	MAR	APR	MAY	JUN	JUL	AUG	SEP	OCT	NOV	DEC
Childless Adults	1416	1474	1537	1545	1541	1490	1361	1260	1092	969	954	931
Children	1535	1655	1743	1749	1763	1663	1565	1429	1280	1175	1145	1094
Express Enroll-Children	1
Income Extensions	1268	1327	1362	1379	1382	1327	1312	1289	1182	1084	1037	1013
Parents/Caretakers	673	725	782	768	771	753	706	657	575	497	496	479
Pregnant Women	160	165	165	163	166	139	125	111	111	113	116	117
Youths Exiting	2	2	2	1	1	1	2	2	2	2	2	4
BadgerCare Plus Total	5054	5348	5591	5605	5624	5373	5071	4748	4242	3840	3750	3639
Institutionalized	99	99	101	101	95	107	99	101	98	97	95	97
MAPP	111	141	198	201	207	226	228	230	232	244	249	260
SSI	777	778	785	792	802	778	774	767	764	764	755	755
SSI-Related	114	161	223	229	231	226	229	223	229	226	233	231
Waiver	375	386	403	405	408	392	390	389	393	393	392	396
Elderly & Disabled Coverage Total	1476	1565	1710	1728	1743	1729	1720	1710	1716	1724	1724	1739
Family Planning Only Services	139	143	149	153	154	152	140	131	116	111	107	97
Foster Care	91	89	89	95	99	101	100	98	95	98	96	99
Medicare Beneficiaries	29	36	45	47	45	54	54	59	56	56	59	59
Miscellaneous	28	28	28	28	29	30	28	21	17	16	17	16
Subsidized Adoption	1	1	1	2	2	2	2	2	1	1	1	1
TB-Related	1	1	1	1	1	1	1
Well Woman MA	6	7	7	7	7	7	7	6	5	5	5	4
Other Coverage Total	295	305	320	333	337	347	332	317	290	287	285	276
Total Coverage	6825	7218	7621	7666	7704	7449	7123	6775	6248	5851	5759	5654

WISCONSIN MEDICAID

Note: Wisconsin implemented BadgerCare Plus on 2/01/2008. Because BadgerCare Plus simplified the eligibility determination, categories for Family Coverage were changed from sub-programs to types of individuals. This report shows the number of members certified by each county or tribe. The county of certification may or may not be the county of residence.

COUNTY OR TRIBE: COLUMBIA**2022**

	JAN	FEB	MAR	APR	MAY	JUN	JUL	AUG	SEP	OCT	NOV	DEC
Childless Adults	1416	1428	1418	1441	1427	1362	1305	1306	1330	1331	1336	1382
Children	1794	1792	1760	1796	1791	1686	1629	1601	1557	1497	1474	1493
Income Extensions	1054	1054	1078	1127	1172	1112	1084	1119	1163	1153	1154	1222
Parents/Caretakers	802	810	818	827	842	791	759	721	700	647	651	649
Pregnant Women	129	138	143	149	148	133	132	144	149	150	149	153
Youths Exiting	5	5	5	5	6	5	5	4	3	2	2	2
BadgerCare Plus Total	5200	5227	5222	5345	5386	5089	4914	4895	4902	4780	4766	4901
Institutionalized	90	88	41	22	13	48	87	104	99	97	97	101
MAPP	81	71	17	13	12	35	47	70	89	98	103	104
SSI	779	782	780	786	783	787	768	767	774	776	775	778
SSI-Related	112	94	46	45	44	45	40	67	79	92	99	102
Waiver	148	127	32	31	47	177	279	326	346	360	365	379
Elderly & Disabled Coverage Total	1210	1162	916	897	899	1092	1221	1334	1387	1423	1439	1464
Family Planning Only Services	161	159	159	162	158	147	145	140	148	145	145	143
Foster Care	86	88	88	90	89	89	89	91	92	95	93	92
Medicare Beneficiaries	23	22	8	8	8	9	9	20	25	26	27	30
Miscellaneous	29	28	30	30	30	28	28	28	28	28	27	27
Subsidized Adoption	1	1	1	1	1	1	1	1	1	1	1	1
TB-Related	1	1	1	1	1	1	1	1	1	1	1	1
Well Woman MA	5	5	5	5	5	5	5	5	5	5	5	6
Other Coverage Total	306	304	292	297	292	280	278	286	300	301	299	300
Total Coverage	6716	6693	6430	6539	6577	6461	6413	6515	6589	6504	6504	6665

WISCONSIN MEDICAID

Note: Wisconsin implemented BadgerCare Plus on 2/01/2008. Because BadgerCare Plus simplified the eligibility determination, categories for Family Coverage were changed from sub-programs to types of individuals. This report shows the number of members certified by each county or tribe. The county of certification may or may not be the county of residence.

COUNTY OR TRIBE: COLUMBIA**2021**

	JAN	FEB	MAR	APR	MAY	JUN	JUL	AUG	SEP	OCT	NOV	DEC
Childless Adults	1053	1109	1175	1215	1246	1259	1293	1323	1333	1358	1357	1384
Children	1771	1787	1811	1812	1820	1841	1849	1851	1855	1854	1837	1832
Income Extensions	649	673	720	751	775	786	812	829	871	908	963	996
Parents/Caretakers	772	791	793	797	816	824	816	822	810	802	800	807
Pregnant Women	124	121	124	127	125	135	141	142	140	134	123	126
Youths Exiting	4	5	5	4	4	4	4	4	4	5	5	5
BadgerCare Plus Total	4373	4486	4628	4706	4786	4849	4915	4971	5013	5061	5085	5150
Institutionalized	123	127	131	127	127	124	112	106	98	94	98	97
MAPP	157	159	166	173	175	177	170	161	157	153	153	151
SSI	781	781	777	775	776	778	773	774	782	777	780	782
SSI-Related	162	167	171	174	173	175	165	164	165	168	168	163
Waiver	296	303	304	305	303	303	298	285	279	280	284	280
Elderly & Disabled Coverage Total	1519	1537	1549	1554	1554	1557	1518	1490	1481	1472	1483	1473
Family Planning Only Services	157	161	163	167	167	162	165	169	176	174	169	164
Foster Care	77	79	78	75	78	75	80	81	80	83	83	85
Medicare Beneficiaries	50	50	52	52	52	51	47	44	44	42	40	41
Miscellaneous	17	17	17	21	21	23	27	27	27	27	28	28
Subsidized Adoption	1	1	1	1	1	1	1	1	1	1	1	1
TB-Related	1	1	1	1	1	1	1	1	1	1	1	1
Well Woman MA	4	4	4	4	4	4	4	4	4	4	5	5
Other Coverage Total	307	313	316	321	324	317	325	327	333	332	327	325
Total Coverage	6199	6336	6493	6581	6664	6723	6758	6788	6827	6865	6895	6948

WISCONSIN MEDICAID

Note: Wisconsin implemented BadgerCare Plus on 2/01/2008. Because BadgerCare Plus simplified the eligibility determination, categories for Family Coverage were changed from sub-programs to types of individuals. This report shows the number of members certified by each county or tribe. The county of certification may or may not be the county of residence.

COUNTY OR TRIBE: COLUMBIA**2020**

	JAN	FEB	MAR	APR	MAY	JUN	JUL	AUG	SEP	OCT	NOV	DEC
Childless Adults	767	779	769	788	812	848	702	726	754	806	874	979
Children	2010	2033	2022	1974	1895	1855	1418	1434	1463	1518	1593	1712
Income Extensions	599	589	574	578	545	509	401	455	469	491	542	590
Parents/Caretakers	741	770	769	779	818	812	627	643	654	676	699	747
Pregnant Women	87	80	84	85	85	90	83	77	87	94	107	116
Youths Exiting	4	4	3	4	4	3	3	3	4	5	5	5
BadgerCare Plus Total	4208	4255	4221	4208	4159	4117	3234	3338	3431	3590	3820	4149
Institutionalized	151	147	153	141	140	139	140	137	136	138	135	126
Katie Beckett Program	4	4	4	4	4
MAPP	186	179	124	27	32	48	110	116	128	139	148	158
SSI	781	778	774	769	776	777	785	780	781	780	779	779
SSI-Related	159	160	97	51	51	64	108	113	117	135	137	148
Waiver	294	296	281	280	274	279	293	289	298	300	305	300
Elderly & Disabled Coverage Total	1575	1564	1433	1272	1277	1307	1436	1435	1460	1492	1504	1511
Family Planning Only Services	182	185	180	175	172	172	125	123	131	135	140	152
Foster Care	49	52	52	52	61	64	66	68	74	75	79	78
Medicare Beneficiaries	74	72	39	8	8	17	40	40	43	45	46	46
Miscellaneous	8	6	6	7	7	8	9	12	12	13	15	15
Subsidized Adoption	1	1	1	1	1	1	1	1
TB-Related	1	1	1	1	1	1	1	1	1	1	1	1
Well Woman MA	5	4	5	5	4	4	4	4	4	4	4	4
Other Coverage Total	319	320	283	248	254	267	246	249	266	274	286	297
Total Coverage	6102	6139	5937	5728	5690	5691	4916	5022	5157	5356	5610	5957

WISCONSIN MEDICAID

Note: Wisconsin implemented BadgerCare Plus on 2/01/2008. Because BadgerCare Plus simplified the eligibility determination, categories for Family Coverage were changed from sub-programs to types of individuals. This report shows the number of members certified by each county or tribe. The county of certification may or may not be the county of residence.

COUNTY OR TRIBE: COLUMBIA**2019**

	JAN	FEB	MAR	APR	MAY	JUN	JUL	AUG	SEP	OCT	NOV	DEC
Childless Adults	761	775	791	812	818	822	825	834	796	755	753	763
Children	2372	2339	2351	2344	2362	2336	2312	2255	2134	2020	2027	2039
Express Enroll-Children	.	1
Income Extensions	416	447	488	469	462	491	526	572	587	597	595	575
Parents/Caretakers	792	793	823	866	860	865	859	831	792	728	747	748
Pregnant Women	113	113	117	112	114	109	112	108	98	88	89	88
Youths Exiting	5	4	5	5	5	5	5	5	5	5	5	5
BadgerCare Plus Total	4459	4472	4575	4608	4621	4628	4639	4605	4412	4193	4216	4218
Institutionalized	140	136	137	138	144	149	153	153	148	155	153	154
Katie Beckett Program	4	4	4	4	4	4	4	4	4	4	4	4
MAPP	53	57	61	92	131	157	166	177	176	193	180	182
SSI	783	786	786	788	785	778	778	781	780	781	779	774
SSI-Related	35	35	37	46	65	67	68	72	99	117	137	145
Waiver	266	267	267	264	269	262	275	283	288	295	288	295
Elderly & Disabled Coverage Total	1281	1285	1292	1332	1398	1417	1444	1470	1495	1545	1541	1554
Family Planning Only Services	191	198	198	189	192	185	189	196	196	192	188	183
Foster Care	43	45	44	48	50	50	52	51	50	46	44	49
Medicare Beneficiaries	25	35	30	44	58	66	70	79	77	75	73	70
Miscellaneous	5	8	8	8	8	8	8	8	8	9	8	8
TB-Related	1	1	.	.	.	1	1	1	1	1	1	1
Well Woman MA	3	3	3	4	4	4	4	5	5	5	4	5
Other Coverage Total	268	290	283	293	312	314	324	340	337	328	318	316
Total Coverage	6008	6047	6150	6233	6331	6359	6407	6415	6244	6066	6075	6088

WISCONSIN MEDICAID

Note: Wisconsin implemented BadgerCare Plus on 2/01/2008. Because BadgerCare Plus simplified the eligibility determination, categories for Family Coverage were changed from sub-programs to types of individuals. This report shows the number of members certified by each county or tribe. The county of certification may or may not be the county of residence.

COUNTY OR TRIBE: CRAWFORD

2024

	JAN	FEB	MAR	APR	MAY	JUN	JUL	AUG	SEP	OCT	NOV	DEC
Childless Adults	568	552	539
Children	931	954	1023
Income Extensions	944	894	800
Parents/Caretakers	385	390	385
Pregnant Women	80	77	65
Youths Exiting	3	3	3
BadgerCare Plus Total	2911	2870	2815
Institutionalized	52	50	52
MAPP	236	231	223
SSI	310	301	295
SSI-Related	197	191	194
Waiver	101	105	100
Elderly & Disabled Coverage Total	896	878	864
Family Planning Only Services	45	42	44
Foster Care	16	15	15
Medicare Beneficiaries	78	77	78
Miscellaneous	6	5	5
Other Coverage Total	145	139	142
Total Coverage	3952	3887	3821

WISCONSIN MEDICAID

Note: Wisconsin implemented BadgerCare Plus on 2/01/2008. Because BadgerCare Plus simplified the eligibility determination, categories for Family Coverage were changed from sub-programs to types of individuals. This report shows the number of members certified by each county or tribe. The county of certification may or may not be the county of residence.

COUNTY OR TRIBE: CRAWFORD**2023**

	JAN	FEB	MAR	APR	MAY	JUN	JUL	AUG	SEP	OCT	NOV	DEC
Childless Adults	795	785	789	788	793	771	716	682	656	639	609	586
Children	1162	1160	1168	1175	1179	1106	1077	1039	993	978	960	937
Income Extensions	806	802	800	812	820	830	832	850	879	907	937	937
Parents/Caretakers	453	467	471	481	498	465	471	463	438	416	396	387
Pregnant Women	105	105	106	105	104	98	94	95	97	92	88	88
Youths Exiting	3	3	3	3	3	3	3	3	3	3	3	3
BadgerCare Plus Total	3324	3322	3337	3364	3397	3273	3193	3132	3066	3035	2993	2938
Institutionalized	48	46	47	42	41	49	51	55	54	54	58	53
MAPP	199	199	201	200	197	211	210	211	215	217	227	235
SSI	336	327	331	331	332	312	312	307	307	304	305	313
SSI-Related	225	222	220	225	227	218	219	216	211	208	202	200
Waiver	129	126	124	124	124	110	111	109	108	105	103	102
Elderly & Disabled Coverage Total	937	920	923	922	921	900	903	898	895	888	895	903
Family Planning Only Services	60	61	61	61	61	57	54	53	44	46	44	44
Foster Care	15	15	15	14	14	14	14	14	14	16	16	16
Medicare Beneficiaries	72	73	73	73	71	75	72	71	74	74	74	78
Miscellaneous	11	11	9	9	9	10	8	8	6	6	5	5
Subsidized Adoption	1	1	1	1	1	1	1	1	1	1	1	1
TB-Related	1	1	1	1	1	1	1
Well Woman MA	2	2	2	2	2	2	1	1
Other Coverage Total	162	164	162	161	159	160	151	148	139	143	140	144
Total Coverage	4423	4406	4422	4447	4477	4333	4247	4178	4100	4066	4028	3985

WISCONSIN MEDICAID

Note: Wisconsin implemented BadgerCare Plus on 2/01/2008. Because BadgerCare Plus simplified the eligibility determination, categories for Family Coverage were changed from sub-programs to types of individuals. This report shows the number of members certified by each county or tribe. The county of certification may or may not be the county of residence.

COUNTY OR TRIBE: CRAWFORD**2022**

	JAN	FEB	MAR	APR	MAY	JUN	JUL	AUG	SEP	OCT	NOV	DEC
Childless Adults	690	694	709	719	725	732	742	742	749	757	774	783
Children	1189	1179	1171	1170	1174	1178	1170	1172	1164	1149	1154	1154
Income Extensions	662	657	652	668	684	711	741	750	789	795	792	809
Parents/Caretakers	454	461	470	468	472	474	466	467	453	440	454	448
Pregnant Women	97	96	91	90	89	89	86	89	94	99	98	101
Youths Exiting	3	2	2	2	2	2	2	2	2	2	2	3
BadgerCare Plus Total	3095	3089	3095	3117	3146	3186	3207	3222	3251	3242	3274	3298
Institutionalized	58	55	53	52	50	50	49	48	48	45	46	50
MAPP	200	196	192	187	186	186	196	198	197	199	200	201
SSI	315	313	315	317	324	323	321	322	330	328	336	338
SSI-Related	216	216	218	225	228	230	233	231	231	227	224	223
Waiver	137	140	141	142	142	141	136	135	136	135	131	130
Elderly & Disabled Coverage Total	926	920	919	923	930	930	935	934	942	934	937	942
Family Planning Only Services	60	61	59	58	58	59	57	57	56	60	59	60
Foster Care	31	32	30	29	24	23	17	17	17	16	15	15
Medicare Beneficiaries	78	78	79	79	78	77	77	75	74	73	75	73
Miscellaneous	9	9	9	9	9	9	9	9	9	9	9	8
Subsidized Adoption	1	1	1
Well Woman MA	2	2	2	2	2	2	2	2	2	2	2	2
Other Coverage Total	180	182	179	177	171	170	162	160	158	161	161	159
Total Coverage	4201	4191	4193	4217	4247	4286	4304	4316	4351	4337	4372	4399

WISCONSIN MEDICAID

Note: Wisconsin implemented BadgerCare Plus on 2/01/2008. Because BadgerCare Plus simplified the eligibility determination, categories for Family Coverage were changed from sub-programs to types of individuals. This report shows the number of members certified by each county or tribe. The county of certification may or may not be the county of residence.

COUNTY OR TRIBE: CRAWFORD**2021**

	JAN	FEB	MAR	APR	MAY	JUN	JUL	AUG	SEP	OCT	NOV	DEC
Childless Adults	576	591	605	613	617	629	642	648	653	662	658	668
Children	1150	1143	1142	1150	1151	1157	1168	1156	1163	1161	1170	1184
Income Extensions	465	485	489	487	495	520	531	549	568	636	645	629
Parents/Caretakers	496	480	485	495	492	482	471	467	464	448	446	459
Pregnant Women	75	80	80	84	89	88	93	92	98	102	96	95
Youths Exiting	2	2	2	2	3	3	4	3	3	3	3	3
BadgerCare Plus Total	2764	2781	2803	2831	2847	2879	2909	2915	2949	3012	3018	3038
Institutionalized	59	63	63	65	66	62	61	63	63	63	61	61
MAPP	191	191	193	197	201	198	197	200	201	201	201	201
SSI	309	309	309	306	308	305	309	310	312	312	310	312
SSI-Related	190	189	190	192	194	197	204	208	208	208	210	213
Waiver	137	137	137	137	136	139	132	134	135	134	133	134
Elderly & Disabled Coverage Total	886	889	892	897	905	901	903	915	919	918	915	921
Family Planning Only Services	61	62	60	60	61	61	61	61	61	59	61	62
Foster Care	24	26	27	28	30	29	29	29	29	29	30	30
Medicare Beneficiaries	83	79	80	80	81	85	85	85	84	83	81	81
Miscellaneous	8	8	8	8	8	8	8	8	8	8	9	9
Subsidized Adoption	1	1	1	1	1	1	1
Well Woman MA	2	2	2	2	2	2	2	2	2	2	2	2
Other Coverage Total	179	178	178	179	183	186	186	185	184	181	183	184
Total Coverage	3829	3848	3873	3907	3935	3966	3998	4015	4052	4111	4116	4143

WISCONSIN MEDICAID

Note: Wisconsin implemented BadgerCare Plus on 2/01/2008. Because BadgerCare Plus simplified the eligibility determination, categories for Family Coverage were changed from sub-programs to types of individuals. This report shows the number of members certified by each county or tribe. The county of certification may or may not be the county of residence.

COUNTY OR TRIBE: CRAWFORD**2020**

	JAN	FEB	MAR	APR	MAY	JUN	JUL	AUG	SEP	OCT	NOV	DEC
Childless Adults	424	431	426	454	466	477	498	516	518	528	551	562
Children	1118	1140	1102	1124	1145	1162	1191	1191	1188	1169	1163	1148
Income Extensions	327	320	321	310	307	305	313	336	367	403	437	443
Parents/Caretakers	430	433	422	449	486	515	512	515	502	497	497	497
Pregnant Women	57	62	64	64	66	67	68	69	73	71	75	81
Youths Exiting	1	1	2	2	2	2	2	2	2	2	2	2
BadgerCare Plus Total	2357	2387	2337	2403	2472	2528	2584	2629	2650	2670	2725	2733
Institutionalized	73	72	71	71	65	65	59	60	61	62	62	63
Katie Beckett Program	.	.	1	1	1
MAPP	175	177	173	169	170	166	168	172	177	178	187	191
SSI	294	290	294	297	297	301	302	296	301	301	301	303
SSI-Related	125	132	132	132	148	159	163	167	174	177	183	186
Waiver	113	113	114	125	130	132	134	129	127	131	132	137
Elderly & Disabled Coverage Total	780	784	785	795	811	823	826	824	840	849	865	880
Family Planning Only Services	71	70	68	70	68	71	68	72	71	68	62	62
Foster Care	15	17	19	19	19	19	20	20	16	16	18	24
Medicare Beneficiaries	100	101	95	98	91	92	95	93	90	87	89	85
Miscellaneous	7	7	7	7	7	7	7	7	8	8	8	8
Subsidized Adoption	.	1	1	1	1	1	1	1	1	1	1	1
Well Woman MA	2	2	2	2	2	2	2	2	2	2	2	2
Other Coverage Total	195	198	192	197	188	192	193	195	188	182	180	182
Total Coverage	3332	3369	3314	3395	3471	3543	3603	3648	3678	3701	3770	3795

WISCONSIN MEDICAID

Note: Wisconsin implemented BadgerCare Plus on 2/01/2008. Because BadgerCare Plus simplified the eligibility determination, categories for Family Coverage were changed from sub-programs to types of individuals. This report shows the number of members certified by each county or tribe. The county of certification may or may not be the county of residence.

COUNTY OR TRIBE: CRAWFORD**2019**

	JAN	FEB	MAR	APR	MAY	JUN	JUL	AUG	SEP	OCT	NOV	DEC
Childless Adults	411	420	407	417	416	419	425	430	418	416	419	429
Children	1176	1151	1161	1196	1206	1166	1140	1127	1105	1094	1104	1118
Income Extensions	199	224	233	258	252	308	351	360	370	355	372	362
Parents/Caretakers	437	434	446	451	457	454	441	433	431	443	422	426
Pregnant Women	44	45	47	46	46	39	39	38	41	48	45	50
Youths Exiting	1	1	1	1	1	1	1	1	1	1	2	1
BadgerCare Plus Total	2268	2275	2295	2369	2378	2387	2397	2389	2366	2357	2364	2386
Institutionalized	62	61	60	58	59	59	60	64	67	68	69	66
Katie Beckett Program	1	1	1	1	1	1
MAPP	185	185	183	184	185	188	191	189	187	180	171	174
SSI	304	308	306	303	304	304	301	301	291	294	289	295
SSI-Related	63	62	66	64	61	58	56	54	79	93	111	113
Waiver	113	113	110	113	112	115	113	113	112	112	113	116
Elderly & Disabled Coverage Total	728	730	726	723	722	725	721	721	736	747	753	764
Family Planning Only Services	92	90	87	87	80	85	79	75	77	79	72	68
Foster Care	14	14	14	14	14	14	15	14	15	16	16	15
Medicare Beneficiaries	148	143	143	146	144	144	149	147	133	126	113	108
Miscellaneous	8	8	7	7	7	8	7	9	9	8	7	7
Well Woman MA	2	2	3	2	2	2	2	2	2	2	2	2
Other Coverage Total	264	257	254	256	247	253	252	247	236	231	210	200
Total Coverage	3260	3262	3275	3348	3347	3365	3370	3357	3338	3335	3327	3350

WISCONSIN MEDICAID

Note: Wisconsin implemented BadgerCare Plus on 2/01/2008. Because BadgerCare Plus simplified the eligibility determination, categories for Family Coverage were changed from sub-programs to types of individuals. This report shows the number of members certified by each county or tribe. The county of certification may or may not be the county of residence.

COUNTY OR TRIBE: DANE

2024

	JAN	FEB	MAR	APR	MAY	JUN	JUL	AUG	SEP	OCT	NOV	DEC
Childless Adults	20265	19159	18107
Children	26067	26822	27816
Express Enroll-Children	1	1
Express Enroll-PW	.	4	3
Income Extensions	20322	19119	17284
Parents/Caretakers	9346	9146	8851
Pregnant Women	2051	1906	1792
Youths Exiting	77	75	70
BadgerCare Plus Total	78129	76232	73923
Institutionalized	570	571	560
MAPP	2916	2834	2802
SSI	7215	7131	7091
SSI-Related	3275	3267	3295
Waiver	2957	2837	2706
Elderly & Disabled Coverage Total	16933	16640	16454
Family Planning Only Services	1399	1375	1365
Foster Care	592	600	607
Medicare Beneficiaries	705	751	800
Miscellaneous	303	323	312
Subsidized Adoption	10	10	9
TB-Related	196	210	200
Well Woman MA	37	34	35
Other Coverage Total	3242	3303	3328
Total Coverage	98304	96175	93705

WISCONSIN MEDICAID

Note: Wisconsin implemented BadgerCare Plus on 2/01/2008. Because BadgerCare Plus simplified the eligibility determination, categories for Family Coverage were changed from sub-programs to types of individuals. This report shows the number of members certified by each county or tribe. The county of certification may or may not be the county of residence.

COUNTY OR TRIBE: DANE**2023**

	JAN	FEB	MAR	APR	MAY	JUN	JUL	AUG	SEP	OCT	NOV	DEC
Childless Adults	25039	25231	25478	25617	25784	25128	24172	23181	22107	21489	20957	20456
Children	31650	31670	31617	31579	31565	30290	29039	28011	27114	26934	26642	26187
Express Enroll-Children	1
Express Enroll-PW	1	3	2
Income Extensions	18384	18603	18734	18879	19031	18906	19123	19424	19744	20004	20151	20333
Parents/Caretakers	10637	10625	10714	10734	10759	10383	10203	10084	9877	9772	9692	9443
Pregnant Women	3085	3115	3155	3226	3291	2438	2336	2349	2352	2329	2283	2170
Youths Exiting	81	79	82	83	81	81	79	75	78	80	75	75
BadgerCare Plus Total	88877	89323	89780	90118	90511	87227	84952	83124	81272	80608	79803	78666
Institutionalized	546	549	541	534	535	596	585	570	582	567	568	555
MAPP	2766	2752	2722	2722	2719	2921	2922	2929	2936	2927	2961	2946
SSI	7706	7733	7762	7790	7809	7499	7487	7502	7530	7508	7429	7340
SSI-Related	3600	3627	3644	3648	3657	3558	3517	3460	3422	3426	3391	3316
Waiver	3636	3638	3644	3662	3680	3336	3303	3273	3210	3157	3093	3026
Elderly & Disabled Coverage Total	18254	18299	18313	18356	18400	17910	17814	17734	17680	17585	17442	17183
Family Planning Only Services	2216	2264	2262	2264	2262	2116	1950	1781	1641	1571	1479	1392
Foster Care	562	577	580	586	600	616	619	620	616	613	606	602
Medicare Beneficiaries	758	746	745	747	750	790	788	748	726	720	712	715
Miscellaneous	639	654	664	669	676	930	703	499	235	263	286	304
Subsidized Adoption	8	8	10	10	10	11	11	11	11	11	10	10
TB-Related	150	154	176	198	225	235	202	184	140	159	166	165
Well Woman MA	38	38	39	38	38	38	35	37	34	34	35	35
Other Coverage Total	4371	4441	4476	4512	4561	4736	4308	3880	3403	3371	3294	3223
Total Coverage	111502	112063	112569	112986	113472	109873	107074	104738	102355	101564	100539	99072

WISCONSIN MEDICAID

Note: Wisconsin implemented BadgerCare Plus on 2/01/2008. Because BadgerCare Plus simplified the eligibility determination, categories for Family Coverage were changed from sub-programs to types of individuals. This report shows the number of members certified by each county or tribe. The county of certification may or may not be the county of residence.

COUNTY OR TRIBE: DANE**2022**

	JAN	FEB	MAR	APR	MAY	JUN	JUL	AUG	SEP	OCT	NOV	DEC
Childless Adults	21529	21755	21943	22091	22323	22655	23008	23475	23845	24137	24443	24819
Children	30738	30737	30707	30674	30697	30779	30968	31325	31572	31723	31561	31610
Express Enroll-Children	1	.	.	.	1	.	.	.
Express Enroll-PW	2	.	.	2	1	1	1	2	1	2	1	.
Income Extensions	13965	14320	14554	14993	15395	15756	16033	16451	16862	17222	17711	18035
Parents/Caretakers	10208	10254	10274	10256	10285	10362	10470	10605	10702	10722	10627	10654
Pregnant Women	2477	2510	2547	2588	2635	2702	2760	2842	2905	2947	2976	3039
Youths Exiting	66	67	67	68	68	68	71	74	74	77	76	77
BadgerCare Plus Total	78985	79643	80092	80672	81405	82323	83311	84774	85962	86830	87395	88234
Institutionalized	629	618	612	603	601	599	578	586	580	572	556	549
MAPP	2655	2609	2584	2593	2592	2579	2753	2759	2774	2777	2792	2785
SSI	7672	7683	7702	7716	7744	7737	7575	7583	7607	7646	7671	7708
SSI-Related	3371	3415	3469	3495	3511	3520	3434	3482	3514	3545	3572	3589
Waiver	3648	3693	3752	3765	3770	3722	3654	3642	3629	3649	3639	3648
Elderly & Disabled Coverage Total	17975	18018	18119	18172	18218	18157	17994	18052	18104	18189	18230	18279
Family Planning Only Services	2137	2140	2144	2155	2148	2167	2174	2202	2221	2232	2232	2222
Foster Care	513	511	518	519	521	530	537	546	546	564	566	567
Medicare Beneficiaries	834	822	816	811	810	796	794	796	787	787	781	772
Miscellaneous	554	557	567	568	574	579	593	594	604	617	622	625
Subsidized Adoption	7	7	7	7	7	7	7	7	7	9	8	8
TB-Related	86	88	94	97	108	118	124	128	129	132	132	147
Well Woman MA	39	39	39	40	40	41	40	40	42	41	39	39
Other Coverage Total	4170	4164	4185	4197	4208	4238	4269	4313	4336	4382	4380	4380
Total Coverage	101130	101825	102396	103041	103831	104718	105574	107139	108402	109401	110005	110893

WISCONSIN MEDICAID

Note: Wisconsin implemented BadgerCare Plus on 2/01/2008. Because BadgerCare Plus simplified the eligibility determination, categories for Family Coverage were changed from sub-programs to types of individuals. This report shows the number of members certified by each county or tribe. The county of certification may or may not be the county of residence.

COUNTY OR TRIBE: DANE**2021**

	JAN	FEB	MAR	APR	MAY	JUN	JUL	AUG	SEP	OCT	NOV	DEC
Childless Adults	17844	18165	18361	18825	19203	19585	19870	20097	20311	20518	20771	21186
Children	30151	30175	30281	30564	30858	31067	31134	31239	31260	31133	30821	30657
Express Enroll-PW	1
Income Extensions	9043	9260	9573	9948	10213	10565	10793	11087	11500	12213	13034	13611
Parents/Caretakers	10248	10346	10371	10554	10634	10680	10697	10721	10673	10538	10268	10201
Pregnant Women	1866	1914	1955	2037	2087	2151	2187	2216	2270	2336	2364	2417
Youths Exiting	66	67	68	70	71	71	71	70	71	68	67	67
BadgerCare Plus Total	69218	69927	70609	71998	73066	74119	74752	75430	76085	76806	77325	78140
Institutionalized	636	627	633	641	649	649	637	630	628	628	628	632
MAPP	2474	2500	2525	2540	2555	2575	2591	2586	2580	2608	2626	2626
SSI	7475	7467	7491	7535	7536	7566	7616	7616	7630	7640	7639	7650
SSI-Related	3028	3048	3071	3122	3185	3227	3267	3280	3284	3305	3326	3340
Waiver	3331	3366	3398	3407	3402	3432	3432	3442	3456	3466	3486	3492
Elderly & Disabled Coverage Total	16944	17008	17118	17245	17327	17449	17543	17554	17578	17647	17705	17740
Family Planning Only Services	2036	2037	2028	2039	2063	2091	2106	2112	2111	2132	2129	2138
Foster Care	430	443	445	451	458	466	470	472	477	482	486	510
Medicare Beneficiaries	872	864	858	857	855	860	847	838	832	832	835	833
Miscellaneous	366	376	386	398	409	416	492	505	519	528	535	544
Subsidized Adoption	4	4	4	4	4	4	4	3	4	4	5	6
TB-Related	59	60	60	61	63	65	69	69	74	80	80	82
Well Woman MA	35	34	35	35	35	35	35	35	37	37	37	37
Other Coverage Total	3802	3818	3816	3845	3887	3937	4023	4034	4054	4095	4107	4150
Total Coverage	89964	90753	91543	93088	94280	95505	96318	97018	97717	98548	99137	100030

WISCONSIN MEDICAID

Note: Wisconsin implemented BadgerCare Plus on 2/01/2008. Because BadgerCare Plus simplified the eligibility determination, categories for Family Coverage were changed from sub-programs to types of individuals. This report shows the number of members certified by each county or tribe. The county of certification may or may not be the county of residence.

COUNTY OR TRIBE: DANE**2020**

	JAN	FEB	MAR	APR	MAY	JUN	JUL	AUG	SEP	OCT	NOV	DEC
Childless Adults	11112	11135	11283	12559	13277	13861	14675	15166	15660	16022	16594	17429
Children	26165	26274	26321	27674	28468	28964	29857	30066	30092	30022	30050	30161
Express Enroll-Children	1	.
Income Extensions	6111	6117	6039	6191	6070	6160	6554	6919	7550	8021	8504	8750
Parents/Caretakers	7499	7529	7613	8317	9160	9573	9983	10144	10108	10098	10076	10188
Pregnant Women	1269	1277	1274	1386	1490	1578	1666	1684	1717	1749	1769	1821
Youths Exiting	59	62	63	63	64	65	66	67	67	70	67	66
BadgerCare Plus Total	52215	52394	52593	56190	58529	60201	62801	64046	65194	65982	67061	68415
Institutionalized	696	704	718	707	708	697	692	690	688	688	672	647
Katie Beckett Program	20	21	22	22	22
MAPP	2130	2113	2163	2290	2272	2236	2178	2261	2319	2398	2428	2454
SSI	7271	7263	7248	7307	7345	7380	7399	7401	7424	7430	7461	7473
SSI-Related	2208	2300	2392	2562	2698	2775	2783	2846	2900	2927	2969	3011
Waiver	3198	3211	3253	3330	3367	3388	3411	3398	3366	3339	3351	3342
Elderly & Disabled Coverage Total	15523	15612	15796	16218	16412	16476	16463	16596	16697	16782	16881	16927
Family Planning Only Services	1956	1943	1955	1948	1942	1930	1977	2001	2014	2017	2047	2036
Foster Care	320	325	336	342	349	362	374	393	402	412	422	428
Medicare Beneficiaries	942	924	981	981	963	945	928	925	917	901	884	872
Miscellaneous	204	220	219	219	234	246	260	282	298	316	332	346
Subsidized Adoption	1	1	2	4	4	4	3	3	4	4	4	4
TB-Related	60	59	55	53	55	56	54	57	57	58	57	57
Well Woman MA	43	40	38	37	37	38	39	39	38	38	37	36
Other Coverage Total	3526	3512	3586	3584	3584	3581	3635	3700	3730	3746	3783	3779
Total Coverage	71264	71518	71975	75992	78525	80258	82899	84342	85621	86510	87725	89121

WISCONSIN MEDICAID

Note: Wisconsin implemented BadgerCare Plus on 2/01/2008. Because BadgerCare Plus simplified the eligibility determination, categories for Family Coverage were changed from sub-programs to types of individuals. This report shows the number of members certified by each county or tribe. The county of certification may or may not be the county of residence.

COUNTY OR TRIBE: DANE**2019**

	JAN	FEB	MAR	APR	MAY	JUN	JUL	AUG	SEP	OCT	NOV	DEC
Childless Adults	10642	10637	10709	10710	10736	10871	10855	10963	10939	10849	10754	10800
Children	27270	27041	27030	26848	26886	26762	26603	26436	26295	25869	25619	25765
Express Enroll-Children	.	1	.	.	.	1	1
Express Enroll-PW	.	.	1	1	1	.	.	.
Income Extensions	3611	3867	4053	4272	4578	4930	5151	5383	5571	5876	6050	6084
Parents/Caretakers	7716	7684	7756	7844	7842	7815	7724	7758	7699	7533	7444	7436
Pregnant Women	1196	1190	1199	1218	1238	1252	1255	1205	1194	1216	1184	1223
Youths Exiting	59	57	59	56	54	58	56	52	54	61	60	59
BadgerCare Plus Total	50494	50477	50807	50948	51334	51689	51645	51798	51753	51404	51111	51367
Institutionalized	720	711	722	723	726	730	726	716	698	697	695	689
Katie Beckett Program	16	16	15	14	14	15	15	16	17	17	17	18
MAPP	2453	2473	2461	2344	2358	2366	2358	2363	2306	2239	2134	2092
SSI	7440	7424	7454	7468	7480	7463	7476	7461	7427	7439	7405	7346
SSI-Related	1333	1348	1374	1320	1288	1310	1331	1335	1553	1754	1944	2075
Waiver	2760	2763	2791	2809	2807	2849	2887	2945	3002	3048	3108	3156
Elderly & Disabled Coverage Total	14722	14735	14817	14678	14673	14733	14793	14836	15003	15194	15303	15376
Family Planning Only Services	2000	1986	2021	2064	2052	2053	2046	2070	2058	2016	1979	1951
Foster Care	318	312	298	304	307	313	325	324	328	323	319	315
Medicare Beneficiaries	1165	1175	1163	1120	1107	1113	1101	1069	999	995	948	918
Miscellaneous	177	179	181	186	203	215	209	205	207	216	207	201
Subsidized Adoption	5	5	3	3	3	3	3	4	2	2	2	2
TB-Related	53	58	56	55	51	52	57	60	64	62	59	61
Well Woman MA	37	38	37	38	38	38	39	38	38	38	40	40
Other Coverage Total	3755	3753	3759	3770	3761	3787	3780	3770	3696	3652	3554	3488
Total Coverage	68971	68965	69383	69396	69768	70209	70218	70404	70452	70250	69968	70231

WISCONSIN MEDICAID

Note: Wisconsin implemented BadgerCare Plus on 2/01/2008. Because BadgerCare Plus simplified the eligibility determination, categories for Family Coverage were changed from sub-programs to types of individuals. This report shows the number of members certified by each county or tribe. The county of certification may or may not be the county of residence.

COUNTY OR TRIBE: DODGE

2024

	JAN	FEB	MAR	APR	MAY	JUN	JUL	AUG	SEP	OCT	NOV	DEC
Childless Adults	1714	1657	1693
Children	2426	2544	2790
Income Extensions	2700	2536	2425
Parents/Caretakers	1096	1084	1111
Pregnant Women	199	188	178
Youths Exiting	8	9	10
BadgerCare Plus Total	8143	8018	8207
Institutionalized	275	275	278
MAPP	522	510	521
SSI	582	564	560
SSI-Related	481	490	510
Waiver	621	622	630
Elderly & Disabled Coverage Total	2481	2461	2499
Family Planning Only Services	184	185	201
Foster Care	150	150	152
Medicare Beneficiaries	143	145	165
Miscellaneous	35	34	34
Well Woman MA	10	8	7
Other Coverage Total	522	522	559
Total Coverage	11146	11001	11265

WISCONSIN MEDICAID

Note: Wisconsin implemented BadgerCare Plus on 2/01/2008. Because BadgerCare Plus simplified the eligibility determination, categories for Family Coverage were changed from sub-programs to types of individuals. This report shows the number of members certified by each county or tribe. The county of certification may or may not be the county of residence.

COUNTY OR TRIBE: DODGE**2023**

	JAN	FEB	MAR	APR	MAY	JUN	JUL	AUG	SEP	OCT	NOV	DEC
Childless Adults	1971	2002	2051	2073	2086	2059	1971	1908	1869	1839	1784	1753
Children	2634	2665	2700	2700	2690	2567	2458	2405	2415	2457	2460	2431
Income Extensions	2254	2315	2339	2382	2414	2403	2463	2475	2576	2652	2656	2680
Parents/Caretakers	1081	1118	1143	1154	1166	1118	1109	1116	1126	1134	1119	1101
Pregnant Women	255	255	260	265	264	235	231	223	220	221	220	211
Youths Exiting	7	6	6	6	6	6	7	7	7	6	7	8
BadgerCare Plus Total	8202	8361	8499	8580	8626	8388	8239	8134	8213	8309	8246	8184
Institutionalized	256	254	264	249	248	279	286	277	282	275	266	273
MAPP	452	458	473	471	475	501	488	499	496	498	512	514
SSI	661	664	664	665	670	638	629	640	635	621	609	596
SSI-Related	485	493	507	498	500	497	498	482	479	480	472	474
Waiver	700	702	704	700	692	620	613	618	626	618	619	623
Elderly & Disabled Coverage Total	2554	2571	2612	2583	2585	2535	2514	2516	2518	2492	2478	2480
Family Planning Only Services	242	245	243	249	246	234	226	208	196	193	181	179
Foster Care	151	152	156	153	154	157	151	153	153	151	148	148
Medicare Beneficiaries	126	129	131	131	129	149	146	147	141	147	146	147
Miscellaneous	60	62	62	62	64	73	64	54	32	30	31	33
Well Woman MA	10	10	11	11	11	10	10	10	10	10	9	10
Other Coverage Total	589	598	603	606	604	623	597	572	532	531	515	517
Total Coverage	11345	11530	11714	11769	11815	11546	11350	11222	11263	11332	11239	11181

WISCONSIN MEDICAID

Note: Wisconsin implemented BadgerCare Plus on 2/01/2008. Because BadgerCare Plus simplified the eligibility determination, categories for Family Coverage were changed from sub-programs to types of individuals. This report shows the number of members certified by each county or tribe. The county of certification may or may not be the county of residence.

COUNTY OR TRIBE: DODGE**2022**

	JAN	FEB	MAR	APR	MAY	JUN	JUL	AUG	SEP	OCT	NOV	DEC
Childless Adults	1859	1814	1633	1645	1655	1681	1708	1734	1751	1808	1873	1921
Children	2842	2713	2403	2397	2374	2359	2379	2385	2393	2448	2537	2609
Income Extensions	1828	1812	1610	1670	1677	1738	1762	1821	1896	1999	2137	2206
Parents/Caretakers	1170	1138	1023	1011	1003	981	996	1009	1010	1028	1061	1070
Pregnant Women	216	211	192	191	202	207	207	214	218	227	238	254
Youths Exiting	10	9	8	8	8	8	8	7	7	7	7	8
BadgerCare Plus Total	7925	7697	6869	6922	6919	6974	7060	7170	7275	7517	7853	8068
Institutionalized	282	279	278	281	275	270	273	267	264	264	266	259
MAPP	446	440	440	442	440	419	429	420	419	421	427	436
SSI	683	687	694	692	688	682	665	660	656	652	658	660
SSI-Related	485	490	494	499	500	478	466	459	461	446	444	447
Waiver	715	737	747	748	748	738	727	723	719	721	713	712
Elderly & Disabled Coverage Total	2611	2633	2653	2662	2651	2587	2560	2529	2519	2504	2508	2514
Family Planning Only Services	267	265	249	230	221	221	219	226	229	233	232	240
Foster Care	152	152	153	153	157	155	156	156	153	152	151	151
Medicare Beneficiaries	156	155	153	156	154	144	140	134	130	131	129	128
Miscellaneous	39	41	42	43	43	44	44	45	47	48	52	56
Well Woman MA	10	10	10	10	10	10	11	12	12	12	12	11
Other Coverage Total	624	623	607	592	585	574	570	573	571	576	576	586
Total Coverage	11160	10953	10129	10176	10155	10135	10190	10272	10365	10597	10937	11168

WISCONSIN MEDICAID

Note: Wisconsin implemented BadgerCare Plus on 2/01/2008. Because BadgerCare Plus simplified the eligibility determination, categories for Family Coverage were changed from sub-programs to types of individuals. This report shows the number of members certified by each county or tribe. The county of certification may or may not be the county of residence.

COUNTY OR TRIBE: DODGE**2021**

	JAN	FEB	MAR	APR	MAY	JUN	JUL	AUG	SEP	OCT	NOV	DEC
Childless Adults	1431	1456	1504	1534	1565	1573	1622	1649	1732	1827	1849	1867
Children	2837	2852	2696	2692	2710	2737	2753	2762	2915	3043	3025	3013
Income Extensions	1229	1258	1253	1307	1350	1406	1427	1477	1567	1689	1794	1837
Parents/Caretakers	1084	1115	1132	1138	1160	1165	1179	1192	1242	1254	1234	1232
Pregnant Women	212	212	211	206	214	223	227	222	223	225	228	223
Youths Exiting	10	9	8	8	9	9	8	9	9	10	9	9
BadgerCare Plus Total	6803	6902	6804	6885	7008	7113	7216	7311	7688	8048	8139	8181
Institutionalized	312	308	314	312	305	304	314	313	317	307	314	297
MAPP	364	371	371	378	383	387	398	404	411	416	427	437
SSI	679	677	678	681	678	682	685	685	677	689	684	686
SSI-Related	366	371	375	377	383	392	409	409	418	430	451	469
Waiver	659	661	668	669	670	671	687	702	712	707	703	713
Elderly & Disabled Coverage Total	2380	2388	2406	2417	2419	2436	2493	2513	2535	2549	2579	2602
Family Planning Only Services	221	223	225	226	230	235	242	244	251	262	266	268
Foster Care	124	123	131	131	130	133	138	140	144	145	150	154
Medicare Beneficiaries	139	136	131	130	130	134	140	140	143	144	148	149
Miscellaneous	39	39	38	39	40	38	39	39	40	40	38	39
Well Woman MA	11	11	10	10	10	10	10	10	10	10	10	10
Other Coverage Total	534	532	535	536	540	550	569	573	588	601	612	620
Total Coverage	9717	9822	9745	9838	9967	10099	10278	10397	10811	11198	11330	11403

WISCONSIN MEDICAID

Note: Wisconsin implemented BadgerCare Plus on 2/01/2008. Because BadgerCare Plus simplified the eligibility determination, categories for Family Coverage were changed from sub-programs to types of individuals. This report shows the number of members certified by each county or tribe. The county of certification may or may not be the county of residence.

COUNTY OR TRIBE: DODGE**2020**

	JAN	FEB	MAR	APR	MAY	JUN	JUL	AUG	SEP	OCT	NOV	DEC
Childless Adults	993	1000	1008	1060	1078	1116	1132	1177	1217	1266	1297	1375
Children	2937	2925	2876	2835	2819	2856	2841	2842	2825	2825	2801	2807
Income Extensions	827	802	817	829	797	811	821	909	972	1027	1137	1196
Parents/Caretakers	953	983	984	1006	1051	1089	1072	1075	1076	1082	1054	1077
Pregnant Women	144	135	133	149	148	164	170	179	180	177	190	198
Youths Exiting	9	10	9	8	8	8	8	8	7	9	9	9
BadgerCare Plus Total	5863	5855	5827	5887	5901	6044	6044	6190	6277	6386	6488	6662
Institutionalized	379	381	381	384	377	368	361	359	352	349	334	316
MAPP	296	292	297	303	300	301	293	315	326	347	355	358
SSI	677	671	669	681	679	682	689	693	687	687	681	684
SSI-Related	281	291	275	306	315	329	341	351	356	352	358	364
Waiver	635	639	650	659	661	664	666	658	665	672	674	663
Elderly & Disabled Coverage Total	2268	2274	2272	2333	2332	2344	2350	2376	2386	2407	2402	2385
Family Planning Only Services	254	245	236	230	228	215	199	201	203	206	208	210
Foster Care	104	103	106	104	107	111	113	112	114	119	121	123
Medicare Beneficiaries	179	170	153	142	138	133	132	147	146	150	150	146
Miscellaneous	17	18	20	23	24	25	25	28	28	31	37	38
Well Woman MA	11	11	10	10	9	10	10	10	10	11	11	11
Other Coverage Total	565	547	525	509	506	494	479	498	501	517	527	528
Total Coverage	8696	8676	8624	8729	8739	8882	8873	9064	9164	9310	9417	9575

WISCONSIN MEDICAID

Note: Wisconsin implemented BadgerCare Plus on 2/01/2008. Because BadgerCare Plus simplified the eligibility determination, categories for Family Coverage were changed from sub-programs to types of individuals. This report shows the number of members certified by each county or tribe. The county of certification may or may not be the county of residence.

COUNTY OR TRIBE: DODGE**2019**

	JAN	FEB	MAR	APR	MAY	JUN	JUL	AUG	SEP	OCT	NOV	DEC
Childless Adults	1054	1062	1109	1153	1157	1168	1144	1135	1127	1101	1097	1073
Children	3605	3603	3657	3720	3675	3583	3548	3487	3405	3371	3341	3211
Express Enroll-Children	1	.
Income Extensions	601	616	649	671	711	766	823	823	828	877	954	911
Parents/Caretakers	1127	1146	1164	1182	1175	1178	1183	1125	1107	1082	1082	1030
Pregnant Women	139	145	146	157	160	162	163	155	167	172	153	149
Youths Exiting	8	7	7	9	9	10	11	11	11	9	9	9
BadgerCare Plus Total	6534	6579	6732	6892	6887	6867	6872	6736	6645	6612	6637	6383
Institutionalized	433	421	410	402	399	387	382	391	389	393	388	375
MAPP	532	523	529	528	517	511	513	517	501	473	449	410
SSI	692	673	670	683	685	682	689	694	686	687	684	676
SSI-Related	245	250	246	251	234	240	251	248	291	325	339	332
Waiver	640	638	640	636	644	650	645	649	646	640	646	650
Elderly & Disabled Coverage Total	2542	2505	2495	2500	2479	2470	2480	2499	2513	2518	2506	2443
Family Planning Only Services	258	263	258	279	284	288	290	281	273	268	277	281
Foster Care	80	76	76	82	86	90	87	89	87	92	92	94
Medicare Beneficiaries	307	307	306	307	310	313	307	303	286	271	250	213
Miscellaneous	16	17	17	16	16	16	17	16	16	15	16	16
Well Woman MA	11	11	11	11	12	12	12	12	11	12	12	11
Other Coverage Total	672	674	668	695	708	719	713	701	673	658	647	615
Total Coverage	9748	9758	9895	10087	10074	10056	10065	9936	9831	9788	9790	9441

WISCONSIN MEDICAID

Note: Wisconsin implemented BadgerCare Plus on 2/01/2008. Because BadgerCare Plus simplified the eligibility determination, categories for Family Coverage were changed from sub-programs to types of individuals. This report shows the number of members certified by each county or tribe. The county of certification may or may not be the county of residence.

COUNTY OR TRIBE: DOOR

2024

	JAN	FEB	MAR	APR	MAY	JUN	JUL	AUG	SEP	OCT	NOV	DEC
Childless Adults	834	774	759
Children	1193	1205	1303
Income Extensions	1238	1198	1038
Parents/Caretakers	494	490	492
Pregnant Women	76	74	75
Youths Exiting	4	4	4
BadgerCare Plus Total	3839	3745	3671
Institutionalized	52	54	54
MAPP	156	156	149
SSI	282	278	272
SSI-Related	168	161	161
Waiver	147	148	151
Elderly & Disabled Coverage Total	805	797	787
Family Planning Only Services	131	125	127
Foster Care	53	53	53
Medicare Beneficiaries	102	99	105
Miscellaneous	2	2	3
Subsidized Adoption	3	3	3
Well Woman MA	3	2	2
Other Coverage Total	294	284	293
Total Coverage	4938	4826	4751

WISCONSIN MEDICAID

Note: Wisconsin implemented BadgerCare Plus on 2/01/2008. Because BadgerCare Plus simplified the eligibility determination, categories for Family Coverage were changed from sub-programs to types of individuals. This report shows the number of members certified by each county or tribe. The county of certification may or may not be the county of residence.

COUNTY OR TRIBE: DOOR**2023**

	JAN	FEB	MAR	APR	MAY	JUN	JUL	AUG	SEP	OCT	NOV	DEC
Childless Adults	1144	1149	1143	1144	1160	1112	1080	1018	959	941	902	862
Children	1576	1576	1587	1582	1574	1498	1419	1307	1273	1238	1204	1196
Income Extensions	1110	1098	1095	1104	1117	1105	1139	1172	1219	1245	1260	1255
Parents/Caretakers	594	602	612	618	619	587	567	551	522	500	507	505
Pregnant Women	126	126	124	124	123	99	94	90	87	85	88	82
Youths Exiting	2	3	3	3	2	4	4	4	4	4	4	4
BadgerCare Plus Total	4552	4554	4564	4575	4595	4405	4303	4142	4064	4013	3965	3904
Institutionalized	49	47	48	43	43	50	48	47	49	48	51	49
MAPP	143	141	140	141	140	155	153	153	152	147	149	153
SSI	309	312	312	316	317	307	308	307	304	296	297	293
SSI-Related	184	189	190	194	194	186	177	173	173	173	170	169
Waiver	182	182	175	175	175	156	157	156	157	154	154	156
Elderly & Disabled Coverage Total	867	871	865	869	869	854	843	836	835	818	821	820
Family Planning Only Services	192	194	197	200	200	196	177	167	150	139	136	134
Foster Care	43	43	44	44	43	47	47	49	49	52	49	50
Medicare Beneficiaries	108	107	108	106	104	111	109	109	107	106	106	107
Miscellaneous	4	4	4	3	3	3	3	3	2	2	2	2
Subsidized Adoption	3	3	3	3	3	3	3	3	3	3	4	3
TB-Related	1	1	1	1	1	1	1	1	1	1	1	.
Well Woman MA	4	4	4	4	4	4	4	3	3	3	3	3
Other Coverage Total	355	356	361	361	358	365	344	335	315	306	301	299
Total Coverage	5774	5781	5790	5805	5822	5624	5490	5313	5214	5137	5087	5023

WISCONSIN MEDICAID

Note: Wisconsin implemented BadgerCare Plus on 2/01/2008. Because BadgerCare Plus simplified the eligibility determination, categories for Family Coverage were changed from sub-programs to types of individuals. This report shows the number of members certified by each county or tribe. The county of certification may or may not be the county of residence.

COUNTY OR TRIBE: DOOR**2022**

	JAN	FEB	MAR	APR	MAY	JUN	JUL	AUG	SEP	OCT	NOV	DEC
Childless Adults	1062	1067	1069	1074	1083	1092	1104	1107	1110	1116	1115	1123
Children	1564	1550	1546	1544	1554	1573	1575	1579	1576	1569	1555	1561
Income Extensions	918	933	950	960	973	984	1002	1018	1030	1070	1098	1107
Parents/Caretakers	575	587	591	597	605	606	603	602	594	582	576	579
Pregnant Women	115	117	114	116	114	117	116	125	121	123	121	124
Youths Exiting	1	1	1	1	1	2	2	2	2	2	2	1
BadgerCare Plus Total	4235	4255	4271	4292	4330	4374	4402	4433	4433	4462	4467	4495
Institutionalized	54	55	58	58	60	58	57	58	59	56	52	53
MAPP	137	129	127	127	127	129	136	138	135	137	143	144
SSI	309	310	314	311	314	314	305	307	309	308	308	309
SSI-Related	168	170	176	176	176	177	175	179	176	174	179	179
Waiver	185	191	186	186	188	192	195	198	197	197	190	185
Elderly & Disabled Coverage Total	853	855	861	858	865	870	868	880	876	872	872	870
Family Planning Only Services	200	197	200	201	201	200	200	199	199	198	198	196
Foster Care	35	33	32	38	43	44	44	44	44	44	44	43
Medicare Beneficiaries	113	110	112	110	106	107	104	104	105	107	108	107
Miscellaneous	1	1	1	1	2	2	2	3	4	4	4	4
Subsidized Adoption	2	2	2	2	2	2	2	2	2	3	3	3
Well Woman MA	4	4	4	4	4	4	4	4	4	4	4	4
Other Coverage Total	355	347	351	356	358	359	356	356	358	360	361	357
Total Coverage	5443	5457	5483	5506	5553	5603	5626	5669	5667	5694	5700	5722

WISCONSIN MEDICAID

Note: Wisconsin implemented BadgerCare Plus on 2/01/2008. Because BadgerCare Plus simplified the eligibility determination, categories for Family Coverage were changed from sub-programs to types of individuals. This report shows the number of members certified by each county or tribe. The county of certification may or may not be the county of residence.

COUNTY OR TRIBE: DOOR**2021**

	JAN	FEB	MAR	APR	MAY	JUN	JUL	AUG	SEP	OCT	NOV	DEC
Childless Adults	902	910	920	942	951	962	981	988	992	1000	1019	1041
Children	1574	1574	1585	1595	1609	1601	1605	1595	1606	1577	1563	1566
Income Extensions	593	618	636	651	660	700	745	746	777	837	878	893
Parents/Caretakers	624	635	643	650	650	637	629	620	614	594	575	574
Pregnant Women	93	99	99	102	111	111	112	121	126	123	122	118
Youths Exiting	1	1	1	1	1	1	1	1	1	1	1	1
BadgerCare Plus Total	3787	3837	3884	3941	3982	4012	4073	4071	4116	4132	4158	4193
Institutionalized	62	63	62	61	59	60	60	60	57	59	59	52
MAPP	128	130	134	133	133	133	136	139	139	139	141	141
SSI	291	294	298	303	308	309	311	307	307	309	312	310
SSI-Related	142	148	156	155	158	159	159	162	163	165	167	164
Waiver	160	159	163	166	173	176	178	180	179	179	178	184
Elderly & Disabled Coverage Total	783	794	813	818	831	837	844	848	845	851	857	851
Family Planning Only Services	209	208	212	209	205	205	202	195	197	196	198	197
Foster Care	26	29	29	29	31	33	34	33	32	31	34	32
Medicare Beneficiaries	124	124	119	119	118	117	114	114	114	114	112	114
Miscellaneous	.	.	1	.	.	.	1	1	1	1	1	1
Subsidized Adoption	2	2	2	2	2	2
Well Woman MA	4	5	4	4	4	4	4	4	4	4	4	4
Other Coverage Total	363	366	365	361	358	359	357	349	350	348	351	350
Total Coverage	4933	4997	5062	5120	5171	5208	5274	5268	5311	5331	5366	5394

WISCONSIN MEDICAID

Note: Wisconsin implemented BadgerCare Plus on 2/01/2008. Because BadgerCare Plus simplified the eligibility determination, categories for Family Coverage were changed from sub-programs to types of individuals. This report shows the number of members certified by each county or tribe. The county of certification may or may not be the county of residence.

COUNTY OR TRIBE: DOOR**2020**

	JAN	FEB	MAR	APR	MAY	JUN	JUL	AUG	SEP	OCT	NOV	DEC
Childless Adults	533	533	546	594	629	653	684	709	733	760	805	876
Children	1379	1373	1382	1442	1476	1480	1494	1498	1490	1498	1529	1553
Income Extensions	427	401	378	377	376	393	417	474	508	536	555	571
Parents/Caretakers	484	501	505	541	585	594	587	568	576	578	582	606
Pregnant Women	57	50	50	59	59	65	73	75	77	77	81	92
Youths Exiting	1
BadgerCare Plus Total	2880	2858	2861	3013	3125	3185	3255	3324	3384	3449	3552	3699
Institutionalized	63	65	65	65	68	67	70	71	72	70	68	62
Katie Beckett Program	1	1	1	1	1
MAPP	123	123	118	120	117	119	121	122	119	122	125	127
SSI	291	291	288	293	295	294	292	292	290	289	293	290
SSI-Related	114	117	126	128	132	138	133	140	144	142	140	141
Waiver	167	165	163	165	168	171	171	171	169	166	163	161
Elderly & Disabled Coverage Total	759	762	761	772	781	789	787	796	794	789	789	781
Family Planning Only Services	238	229	225	223	216	210	210	207	205	209	205	207
Foster Care	20	19	18	18	18	18	19	19	19	25	26	26
Medicare Beneficiaries	123	122	121	124	125	122	123	122	119	122	125	127
Well Woman MA	5	6	5	5	5	5	5	4	4	4	4	4
Other Coverage Total	386	376	369	370	364	355	357	352	347	360	360	364
Total Coverage	4025	3996	3991	4155	4270	4329	4399	4472	4525	4598	4701	4844

WISCONSIN MEDICAID

Note: Wisconsin implemented BadgerCare Plus on 2/01/2008. Because BadgerCare Plus simplified the eligibility determination, categories for Family Coverage were changed from sub-programs to types of individuals. This report shows the number of members certified by each county or tribe. The county of certification may or may not be the county of residence.

COUNTY OR TRIBE: DOOR**2019**

	JAN	FEB	MAR	APR	MAY	JUN	JUL	AUG	SEP	OCT	NOV	DEC
Childless Adults	522	525	529	531	522	516	508	505	509	529	535	528
Children	1555	1537	1529	1540	1553	1507	1473	1433	1412	1385	1371	1331
Income Extensions	242	252	268	271	293	334	366	404	419	452	449	445
Parents/Caretakers	483	492	493	488	488	466	477	441	453	439	443	452
Pregnant Women	60	57	53	57	62	65	63	56	54	55	53	55
Youths Exiting	3	1	2	2	1	1	1	1	1	1	.	.
BadgerCare Plus Total	2865	2864	2874	2889	2919	2889	2888	2840	2848	2861	2851	2811
Institutionalized	67	67	70	72	66	68	67	69	66	67	62	65
Katie Beckett Program	.	.	1	1	1	1	1	1	1	1	1	1
MAPP	146	150	147	148	144	145	146	145	137	130	126	126
SSI	294	294	294	289	288	285	284	284	290	290	287	288
SSI-Related	67	70	69	75	71	71	72	69	80	87	101	103
Waiver	134	135	139	137	139	142	144	151	157	160	161	166
Elderly & Disabled Coverage Total	708	716	720	722	709	712	714	719	731	735	738	749
Family Planning Only Services	255	244	240	244	244	236	240	247	249	251	247	245
Foster Care	15	15	15	18	17	16	18	24	24	23	24	20
Medicare Beneficiaries	139	146	146	140	147	144	144	143	138	125	124	122
Well Woman MA	3	3	3	4	4	4	5	5	5	5	5	5
Other Coverage Total	412	408	404	406	412	400	407	419	416	404	400	392
Total Coverage	3985	3988	3998	4017	4040	4001	4009	3978	3995	4000	3989	3952

WISCONSIN MEDICAID

Note: Wisconsin implemented BadgerCare Plus on 2/01/2008. Because BadgerCare Plus simplified the eligibility determination, categories for Family Coverage were changed from sub-programs to types of individuals. This report shows the number of members certified by each county or tribe. The county of certification may or may not be the county of residence.

COUNTY OR TRIBE: DOUGLAS

2024

	JAN	FEB	MAR	APR	MAY	JUN	JUL	AUG	SEP	OCT	NOV	DEC
Childless Adults	1953	1890	1835
Children	2574	2711	2897
Income Extensions	2395	2305	2068
Parents/Caretakers	1130	1109	1096
Pregnant Women	171	164	160
Youths Exiting	4	5	6
BadgerCare Plus Total	8227	8184	8062
Institutionalized	123	126	118
MAPP	502	491	472
SSI	1009	1004	986
SSI-Related	438	433	431
Waiver	437	440	431
Elderly & Disabled Coverage Total	2509	2494	2438
Family Planning Only Services	270	269	283
Foster Care	188	187	187
Medicare Beneficiaries	118	120	132
Miscellaneous	36	36	38
Subsidized Adoption	1	1	1
Other Coverage Total	613	613	641
Total Coverage	11349	11291	11141

WISCONSIN MEDICAID

Note: Wisconsin implemented BadgerCare Plus on 2/01/2008. Because BadgerCare Plus simplified the eligibility determination, categories for Family Coverage were changed from sub-programs to types of individuals. This report shows the number of members certified by each county or tribe. The county of certification may or may not be the county of residence.

COUNTY OR TRIBE: DOUGLAS**2023**

	JAN	FEB	MAR	APR	MAY	JUN	JUL	AUG	SEP	OCT	NOV	DEC
Childless Adults	2472	2447	2465	2447	2423	2382	2298	2229	2111	2076	2000	1945
Children	3419	3408	3442	3388	3324	3139	2929	2783	2749	2748	2612	2558
Income Extensions	2463	2509	2449	2377	2324	2227	2241	2294	2329	2415	2387	2346
Parents/Caretakers	1369	1374	1410	1376	1322	1225	1197	1188	1192	1215	1132	1108
Pregnant Women	244	249	246	240	235	204	198	206	201	195	196	185
Youths Exiting	10	9	8	7	6	6	7	6	5	3	3	4
BadgerCare Plus Total	9977	9996	10020	9835	9634	9183	8870	8706	8587	8652	8330	8146
Institutionalized	104	100	102	102	102	117	121	117	116	123	121	118
MAPP	394	366	372	402	411	452	454	457	483	505	515	507
SSI	1106	1110	1108	1104	1112	1048	1041	1037	1038	1024	1025	1021
SSI-Related	406	377	366	410	414	417	414	409	405	435	430	435
Waiver	427	388	394	430	428	401	411	418	422	428	427	425
Elderly & Disabled Coverage Total	2437	2341	2342	2448	2467	2435	2441	2438	2464	2515	2518	2506
Family Planning Only Services	416	412	415	411	402	390	362	344	317	293	278	271
Foster Care	198	200	201	204	205	205	199	195	194	200	195	191
Medicare Beneficiaries	123	109	102	113	111	120	121	118	115	123	117	113
Miscellaneous	34	34	34	35	35	35	34	38	36	35	35	35
Subsidized Adoption	2	1	1	1	1	1	1	1	1	1	1	1
Well Woman MA	2	2	2	1	1	1
Other Coverage Total	775	758	755	765	755	752	717	696	663	652	626	611
Total Coverage	13189	13095	13117	13048	12856	12370	12028	11840	11714	11819	11474	11263

WISCONSIN MEDICAID

Note: Wisconsin implemented BadgerCare Plus on 2/01/2008. Because BadgerCare Plus simplified the eligibility determination, categories for Family Coverage were changed from sub-programs to types of individuals. This report shows the number of members certified by each county or tribe. The county of certification may or may not be the county of residence.

COUNTY OR TRIBE: DOUGLAS**2022**

	JAN	FEB	MAR	APR	MAY	JUN	JUL	AUG	SEP	OCT	NOV	DEC
Childless Adults	2505	2542	2458	2385	2325	2350	2396	2401	2420	2480	2503	2479
Children	4104	4074	3780	3544	3480	3482	3533	3574	3549	3570	3552	3446
Income Extensions	2164	2163	2104	2072	2073	2134	2238	2309	2356	2450	2552	2536
Parents/Caretakers	1581	1578	1491	1407	1381	1414	1458	1446	1422	1415	1414	1371
Pregnant Women	256	275	260	245	235	246	244	241	248	248	256	243
Youths Exiting	8	7	7	5	6	7	7	7	8	9	8	9
BadgerCare Plus Total	10618	10639	10100	9658	9500	9633	9876	9978	10003	10172	10285	10084
Institutionalized	126	127	115	107	102	106	106	100	98	106	109	108
MAPP	501	478	371	369	379	377	408	410	403	407	409	405
SSI	1127	1137	1128	1128	1124	1131	1098	1099	1102	1105	1107	1111
SSI-Related	471	467	380	391	396	397	398	400	401	409	413	413
Waiver	511	486	382	382	393	409	414	417	416	425	430	435
Elderly & Disabled Coverage Total	2736	2695	2376	2377	2394	2420	2424	2426	2420	2452	2468	2472
Family Planning Only Services	455	450	435	423	416	407	411	419	417	417	417	415
Foster Care	154	153	156	163	161	181	188	194	202	200	189	191
Medicare Beneficiaries	149	147	119	120	117	116	115	114	113	122	122	124
Miscellaneous	32	32	33	32	34	34	32	32	32	34	34	34
Subsidized Adoption	2	2	2	2	2	2	2	2	2	2	2	2
Well Woman MA	2	2	2	2	2	2	2	2	2	2	2	2
Other Coverage Total	794	786	747	742	732	742	750	763	768	777	766	768
Total Coverage	14148	14120	13223	12777	12626	12795	13050	13167	13191	13401	13519	13324

WISCONSIN MEDICAID

Note: Wisconsin implemented BadgerCare Plus on 2/01/2008. Because BadgerCare Plus simplified the eligibility determination, categories for Family Coverage were changed from sub-programs to types of individuals. This report shows the number of members certified by each county or tribe. The county of certification may or may not be the county of residence.

COUNTY OR TRIBE: DOUGLAS**2021**

	JAN	FEB	MAR	APR	MAY	JUN	JUL	AUG	SEP	OCT	NOV	DEC
Childless Adults	1803	1825	1960	1988	2034	2025	2009	2155	2216	2337	2391	2467
Children	3785	3815	3839	3833	3818	3745	3695	3947	4126	4250	4222	4233
Income Extensions	1223	1298	1404	1445	1457	1470	1437	1585	1766	1962	2094	2171
Parents/Caretakers	1466	1502	1543	1546	1553	1502	1470	1570	1650	1683	1636	1640
Pregnant Women	218	222	218	222	219	213	221	253	269	280	271	264
Youths Exiting	11	11	13	13	13	13	10	11	10	10	9	10
BadgerCare Plus Total	8506	8673	8977	9047	9094	8968	8842	9521	10037	10522	10623	10785
Institutionalized	143	143	144	143	138	137	132	127	127	132	129	124
MAPP	478	488	489	490	491	487	485	487	487	481	485	487
SSI	1130	1132	1134	1138	1139	1136	1135	1139	1132	1130	1126	1127
SSI-Related	440	444	448	448	445	443	446	447	443	451	456	460
Waiver	512	527	526	529	522	514	514	517	518	507	504	502
Elderly & Disabled Coverage Total	2703	2734	2741	2748	2735	2717	2712	2717	2707	2701	2700	2700
Family Planning Only Services	415	408	414	408	401	401	392	412	433	452	467	472
Foster Care	138	137	140	144	146	149	149	152	157	157	155	158
Medicare Beneficiaries	177	174	172	169	165	160	160	157	153	153	149	142
Miscellaneous	26	26	27	27	27	27	27	27	27	27	29	28
Subsidized Adoption	2	2	2	2	2	2	2	2	2	2	2	2
Well Woman MA	2	2	2	2	2	2	2	2	2	2	2	2
Other Coverage Total	760	749	757	752	743	741	732	752	774	793	804	804
Total Coverage	11969	12156	12475	12547	12572	12426	12286	12990	13518	14016	14127	14289

WISCONSIN MEDICAID

Note: Wisconsin implemented BadgerCare Plus on 2/01/2008. Because BadgerCare Plus simplified the eligibility determination, categories for Family Coverage were changed from sub-programs to types of individuals. This report shows the number of members certified by each county or tribe. The county of certification may or may not be the county of residence.

COUNTY OR TRIBE: DOUGLAS**2020**

	JAN	FEB	MAR	APR	MAY	JUN	JUL	AUG	SEP	OCT	NOV	DEC
Childless Adults	1218	1213	1262	1496	1563	1617	1686	1697	1748	1659	1703	1751
Children	3686	3618	3652	3947	4040	4123	4074	3977	3940	3817	3723	3739
Income Extensions	1037	1012	971	1030	1033	1044	1058	1078	1135	1145	1189	1181
Parents/Caretakers	1281	1292	1296	1406	1506	1554	1540	1498	1487	1432	1425	1445
Pregnant Women	137	136	142	174	184	199	201	209	215	209	204	214
Youths Exiting	15	16	16	17	17	17	14	13	13	10	9	9
BadgerCare Plus Total	7374	7287	7339	8070	8343	8554	8573	8472	8538	8272	8253	8339
Institutionalized	195	192	203	210	205	199	177	173	164	155	147	147
Katie Beckett Program	1	1	1	1	1
MAPP	454	459	481	534	516	504	366	383	402	384	399	451
SSI	1112	1113	1106	1114	1119	1123	1126	1124	1128	1132	1134	1133
SSI-Related	328	353	404	440	447	455	354	361	379	360	378	416
Waiver	537	546	584	604	586	578	486	466	468	452	458	489
Elderly & Disabled Coverage Total	2627	2664	2779	2903	2874	2859	2509	2507	2541	2483	2516	2636
Family Planning Only Services	401	398	407	415	425	432	460	461	460	432	415	411
Foster Care	127	124	117	117	119	117	121	123	123	135	137	136
Medicare Beneficiaries	240	241	231	239	228	222	169	166	162	148	151	159
Miscellaneous	21	21	20	21	22	24	24	25	25	25	25	26
Subsidized Adoption	2	2	2	2	3	3	3	3	3	3	3	2
Well Woman MA	1	1	2	2	2	2	2	2	2	2	2	2
Other Coverage Total	792	787	779	796	799	800	779	780	775	745	733	736
Total Coverage	10793	10738	10897	11769	12016	12213	11861	11759	11854	11500	11502	11711

WISCONSIN MEDICAID

Note: Wisconsin implemented BadgerCare Plus on 2/01/2008. Because BadgerCare Plus simplified the eligibility determination, categories for Family Coverage were changed from sub-programs to types of individuals. This report shows the number of members certified by each county or tribe. The county of certification may or may not be the county of residence.

COUNTY OR TRIBE: DOUGLAS**2019**

	JAN	FEB	MAR	APR	MAY	JUN	JUL	AUG	SEP	OCT	NOV	DEC
Childless Adults	1190	1221	1171	1059	1041	1028	1025	1072	1128	1194	1203	1241
Children	3743	3768	3714	3641	3586	3523	3521	3548	3645	3707	3735	3728
Express Enroll-Children	1
Income Extensions	524	592	653	670	725	776	772	828	919	984	1059	1064
Parents/Caretakers	1283	1293	1270	1275	1242	1225	1243	1247	1309	1351	1356	1330
Pregnant Women	144	140	161	161	162	169	170	160	156	158	146	142
Youths Exiting	8	9	9	6	7	7	8	9	10	11	13	14
BadgerCare Plus Total	6892	7023	6978	6812	6763	6728	6739	6865	7167	7405	7512	7519
Institutionalized	199	202	204	206	211	219	223	236	236	239	242	235
Katie Beckett Program	1	1	1	1	1	1	1	1	1	1	1	1
MAPP	287	311	337	375	380	397	428	444	437	463	451	431
SSI	1117	1111	1117	1120	1121	1123	1117	1115	1119	1113	1107	1104
SSI-Related	124	139	143	166	159	169	178	190	251	284	298	323
Waiver	224	232	255	259	253	278	323	359	385	412	461	478
Elderly & Disabled Coverage Total	1952	1996	2057	2127	2125	2187	2270	2345	2429	2512	2560	2572
Family Planning Only Services	414	413	405	396	382	375	371	381	387	397	405	410
Foster Care	139	142	140	134	132	131	119	130	128	125	124	125
Medicare Beneficiaries	165	183	196	222	229	230	225	239	226	226	234	228
Miscellaneous	8	8	10	14	14	17	17	19	20	21	22	22
Subsidized Adoption	1	1	1	1	1	1	1	1	2	2	2	2
TB-Related	1	1	1	1
Well Woman MA	2	2	2	2	2	2	2	2	1	1	1	1
Other Coverage Total	730	750	755	770	760	756	735	772	764	772	788	788
Total Coverage	9574	9769	9790	9709	9648	9671	9744	9982	10360	10689	10860	10879

WISCONSIN MEDICAID

Note: Wisconsin implemented BadgerCare Plus on 2/01/2008. Because BadgerCare Plus simplified the eligibility determination, categories for Family Coverage were changed from sub-programs to types of individuals. This report shows the number of members certified by each county or tribe. The county of certification may or may not be the county of residence.

COUNTY OR TRIBE: DUNN

2024

	JAN	FEB	MAR	APR	MAY	JUN	JUL	AUG	SEP	OCT	NOV	DEC
Childless Adults	1495	1453	1448
Children	2082	2179	2544
Income Extensions	2111	2057	1993
Parents/Caretakers	885	888	928
Pregnant Women	176	171	169
Youths Exiting	10	10	6
BadgerCare Plus Total	6759	6758	7088
Institutionalized	118	120	120
MAPP	499	480	450
SSI	697	687	676
SSI-Related	417	421	415
Waiver	402	404	403
Elderly & Disabled Coverage Total	2133	2112	2064
Family Planning Only Services	209	202	222
Foster Care	113	111	110
Medicare Beneficiaries	112	119	126
Miscellaneous	24	24	24
Subsidized Adoption	1	1	1
Other Coverage Total	459	457	483
Total Coverage	9351	9327	9635

WISCONSIN MEDICAID

Note: Wisconsin implemented BadgerCare Plus on 2/01/2008. Because BadgerCare Plus simplified the eligibility determination, categories for Family Coverage were changed from sub-programs to types of individuals. This report shows the number of members certified by each county or tribe. The county of certification may or may not be the county of residence.

COUNTY OR TRIBE: DUNN**2023**

	JAN	FEB	MAR	APR	MAY	JUN	JUL	AUG	SEP	OCT	NOV	DEC
Childless Adults	1994	1998	1986	1980	1992	1960	1906	1867	1770	1731	1653	1551
Children	2508	2485	2477	2441	2436	2313	2249	2161	2161	2179	2119	2091
Income Extensions	1789	1840	1790	1791	1807	1814	1926	2040	2117	2170	2151	2101
Parents/Caretakers	997	986	1001	972	977	928	921	890	899	943	933	920
Pregnant Women	216	212	217	218	217	195	196	190	195	194	208	198
Youths Exiting	7	6	7	6	6	6	6	8	9	9	10	9
BadgerCare Plus Total	7511	7527	7478	7408	7435	7216	7204	7156	7151	7226	7074	6870
Institutionalized	68	70	74	74	76	87	91	93	94	93	97	103
MAPP	300	300	299	294	314	334	347	367	369	426	442	460
SSI	745	741	737	736	744	713	712	717	720	717	712	704
SSI-Related	322	319	320	316	325	334	338	335	335	349	354	373
Waiver	254	255	258	264	290	271	284	289	294	315	333	357
Elderly & Disabled Coverage Total	1689	1685	1688	1684	1749	1739	1772	1801	1812	1900	1938	1997
Family Planning Only Services	330	321	325	327	326	312	292	271	246	227	221	206
Foster Care	124	122	111	109	110	116	125	129	128	126	125	118
Medicare Beneficiaries	67	69	71	70	75	79	83	81	82	89	89	94
Miscellaneous	21	21	22	22	22	23	25	22	20	20	20	22
Subsidized Adoption	1	1	1	1	1	1	1	1	1	1	1	1
Well Woman MA	2	2	2	2	2	2	1	1	1	1	1	1
Other Coverage Total	545	536	532	531	536	533	527	505	478	464	457	442
Total Coverage	9745	9748	9698	9623	9720	9488	9503	9462	9441	9590	9469	9309

WISCONSIN MEDICAID

Note: Wisconsin implemented BadgerCare Plus on 2/01/2008. Because BadgerCare Plus simplified the eligibility determination, categories for Family Coverage were changed from sub-programs to types of individuals. This report shows the number of members certified by each county or tribe. The county of certification may or may not be the county of residence.

COUNTY OR TRIBE: DUNN**2022**

	JAN	FEB	MAR	APR	MAY	JUN	JUL	AUG	SEP	OCT	NOV	DEC
Childless Adults	1796	1772	1856	1869	1707	1560	1507	1691	1882	2025	2034	2021
Children	2529	2481	2621	2629	2287	1974	1822	2003	2372	2560	2566	2523
Income Extensions	1395	1422	1494	1512	1339	1203	1115	1258	1466	1606	1650	1701
Parents/Caretakers	983	972	1009	1008	869	733	685	779	917	993	1018	1009
Pregnant Women	173	170	185	192	155	143	146	171	205	223	219	207
Youths Exiting	13	13	13	12	12	10	9	11	10	10	8	7
BadgerCare Plus Total	6889	6830	7178	7222	6369	5623	5284	5913	6852	7417	7495	7468
Institutionalized	118	123	114	104	91	82	73	72	70	68	70	71
MAPP	550	533	485	444	394	331	320	307	304	297	304	303
SSI	738	748	750	751	751	755	727	728	732	738	743	743
SSI-Related	527	522	500	468	430	388	344	330	325	322	323	321
Waiver	477	477	460	407	360	300	271	254	244	247	255	251
Elderly & Disabled Coverage Total	2410	2403	2309	2174	2026	1856	1735	1691	1675	1672	1695	1689
Family Planning Only Services	358	348	352	350	330	297	272	284	319	345	357	337
Foster Care	88	90	97	110	112	113	113	117	119	121	122	124
Medicare Beneficiaries	120	118	112	107	103	87	80	73	72	67	65	64
Miscellaneous	21	21	21	21	21	22	22	23	23	23	23	21
Subsidized Adoption	1	1	1	1	1	1	1	1	1	1	1	1
Well Woman MA	2	2	2	2	2	2	2	2	2	2	2	2
Other Coverage Total	590	580	585	591	569	522	490	500	536	559	570	549
Total Coverage	9889	9813	10072	9987	8964	8001	7509	8104	9063	9648	9760	9706

WISCONSIN MEDICAID

Note: Wisconsin implemented BadgerCare Plus on 2/01/2008. Because BadgerCare Plus simplified the eligibility determination, categories for Family Coverage were changed from sub-programs to types of individuals. This report shows the number of members certified by each county or tribe. The county of certification may or may not be the county of residence.

COUNTY OR TRIBE: DUNN**2021**

	JAN	FEB	MAR	APR	MAY	JUN	JUL	AUG	SEP	OCT	NOV	DEC
Childless Adults	2074	2047	1995	1977	1990	1927	1852	1819	1812	1799	1786	1818
Children	3483	3349	3219	3161	3128	2939	2789	2681	2655	2589	2565	2545
Income Extensions	1229	1195	1125	1148	1157	1100	1083	1070	1080	1189	1281	1327
Parents/Caretakers	1308	1250	1245	1227	1230	1161	1113	1065	1048	1008	992	993
Pregnant Women	209	216	200	197	196	193	186	181	179	179	175	177
Youths Exiting	16	16	13	13	10	10	11	11	11	11	12	12
BadgerCare Plus Total	8319	8073	7797	7723	7711	7330	7034	6827	6785	6775	6811	6872
Institutionalized	125	121	119	120	118	121	114	123	121	120	118	120
MAPP	503	510	507	508	509	516	515	516	519	518	525	536
SSI	713	712	717	720	717	721	719	719	728	731	738	738
SSI-Related	488	488	491	496	501	500	508	506	506	508	504	503
Waiver	494	493	496	491	485	475	475	479	476	476	474	475
Elderly & Disabled Coverage Total	2323	2324	2330	2335	2330	2333	2331	2343	2350	2353	2359	2372
Family Planning Only Services	474	473	466	453	445	415	405	393	384	373	365	360
Foster Care	64	65	64	69	68	72	75	76	80	81	85	83
Medicare Beneficiaries	126	125	121	125	122	121	120	122	122	120	117	115
Miscellaneous	19	19	20	20	20	20	21	21	21	21	21	21
Subsidized Adoption	1	1	1	1	1	1	1	1	1	1	1	1
Well Woman MA	2	2	2	2	2	2	2	2	2	2	2	2
Other Coverage Total	686	685	674	670	658	631	624	615	610	598	591	582
Total Coverage	11328	11082	10801	10728	10699	10294	9989	9785	9745	9726	9761	9826

WISCONSIN MEDICAID

Note: Wisconsin implemented BadgerCare Plus on 2/01/2008. Because BadgerCare Plus simplified the eligibility determination, categories for Family Coverage were changed from sub-programs to types of individuals. This report shows the number of members certified by each county or tribe. The county of certification may or may not be the county of residence.

COUNTY OR TRIBE: DUNN**2020**

	JAN	FEB	MAR	APR	MAY	JUN	JUL	AUG	SEP	OCT	NOV	DEC
Childless Adults	1103	1128	1121	1216	1276	1342	1483	1562	1647	1893	1953	2023
Children	2638	2657	2688	2754	2798	2835	2984	3040	3111	3382	3435	3499
Income Extensions	740	719	674	675	664	704	752	810	880	1049	1117	1199
Parents/Caretakers	846	868	891	934	988	1043	1082	1107	1160	1285	1291	1313
Pregnant Women	139	149	150	149	157	160	182	195	204	211	212	213
Youths Exiting	13	13	13	13	11	13	13	12	12	16	17	17
BadgerCare Plus Total	5479	5534	5537	5741	5894	6097	6496	6726	7014	7836	8025	8264
Institutionalized	171	176	182	188	168	174	169	168	159	150	146	134
Katie Beckett Program	1	1	1	1	1
MAPP	504	502	509	548	545	528	534	551	526	531	520	517
SSI	706	698	692	693	694	694	693	694	702	711	716	715
SSI-Related	321	346	386	422	427	447	466	465	450	498	486	479
Waiver	528	535	571	590	596	590	582	575	548	549	527	516
Elderly & Disabled Coverage Total	2231	2258	2341	2442	2431	2433	2444	2453	2385	2439	2395	2361
Family Planning Only Services	380	376	386	374	378	371	390	398	406	445	461	475
Foster Care	47	52	51	51	51	51	52	56	59	62	60	60
Medicare Beneficiaries	163	160	190	186	185	172	161	158	149	142	134	130
Miscellaneous	13	13	13	13	14	16	18	18	18	18	19	19
Subsidized Adoption	1	1	1	1	1	1	1	1	1	1	1	1
Well Woman MA	2	2	2	2	2	2	2	2	2	2	2	2
Other Coverage Total	606	604	643	627	631	613	624	633	635	670	677	687
Total Coverage	8316	8396	8521	8810	8956	9143	9564	9812	10034	10945	11097	11312

WISCONSIN MEDICAID

Note: Wisconsin implemented BadgerCare Plus on 2/01/2008. Because BadgerCare Plus simplified the eligibility determination, categories for Family Coverage were changed from sub-programs to types of individuals. This report shows the number of members certified by each county or tribe. The county of certification may or may not be the county of residence.

COUNTY OR TRIBE: DUNN**2019**

	JAN	FEB	MAR	APR	MAY	JUN	JUL	AUG	SEP	OCT	NOV	DEC
Childless Adults	1008	1002	959	904	906	898	899	957	986	1013	1055	1082
Children	2688	2666	2530	2320	2294	2278	2306	2386	2445	2501	2520	2529
Income Extensions	427	460	436	432	457	473	505	587	657	680	714	763
Parents/Caretakers	882	871	842	772	756	756	767	810	819	839	819	827
Pregnant Women	137	125	122	111	125	122	136	139	136	144	149	142
Youths Exiting	10	10	9	9	9	9	11	12	10	10	10	12
BadgerCare Plus Total	5152	5134	4898	4548	4547	4536	4624	4891	5053	5187	5267	5355
Institutionalized	116	106	104	124	125	124	127	121	126	125	129	139
Katie Beckett Program	2	2	1	1	1	1	1	1	1	1	1	1
MAPP	596	606	616	620	601	599	550	540	529	463	445	454
SSI	730	723	727	727	729	727	721	724	723	718	724	714
SSI-Related	179	189	186	181	172	165	151	145	179	186	213	240
Waiver	578	576	567	564	560	543	484	459	443	426	424	457
Elderly & Disabled Coverage Total	2201	2202	2201	2217	2188	2159	2034	1990	2001	1919	1936	2005
Family Planning Only Services	409	403	371	356	345	343	336	324	327	346	360	376
Foster Care	64	62	59	58	60	63	60	58	58	53	49	45
Medicare Beneficiaries	196	182	190	194	193	192	190	180	157	145	138	144
Miscellaneous	9	9	9	8	8	8	13	13	12	12	12	12
Subsidized Adoption	1	1	1	1	1	1	1	1	1	1	1	1
Well Woman MA	2	2	2	2	2	2	2	2	2	2	2	2
Other Coverage Total	681	659	632	619	609	609	602	578	557	559	562	580
Total Coverage	8034	7995	7731	7384	7344	7304	7260	7459	7611	7665	7765	7940

WISCONSIN MEDICAID

Note: Wisconsin implemented BadgerCare Plus on 2/01/2008. Because BadgerCare Plus simplified the eligibility determination, categories for Family Coverage were changed from sub-programs to types of individuals. This report shows the number of members certified by each county or tribe. The county of certification may or may not be the county of residence.

COUNTY OR TRIBE: EAU CLAIRE

2024

	JAN	FEB	MAR	APR	MAY	JUN	JUL	AUG	SEP	OCT	NOV	DEC
Childless Adults	5779	5410	5150
Children	7795	8018	8486
Express Enroll-Children	.	1
Income Extensions	7970	7518	6674
Parents/Caretakers	3227	3167	3046
Pregnant Women	659	618	565
Youths Exiting	25	26	29
BadgerCare Plus Total	25455	24758	23950
Institutionalized	131	130	125
MAPP	655	649	630
SSI	1685	1655	1658
SSI-Related	623	626	609
Waiver	577	566	552
Elderly & Disabled Coverage Total	3671	3626	3574
Family Planning Only Services	840	804	824
Foster Care	293	299	303
Medicare Beneficiaries	147	147	163
Miscellaneous	47	44	43
Well Woman MA	3	3	3
Other Coverage Total	1330	1297	1336
Total Coverage	30456	29681	28860

WISCONSIN MEDICAID

Note: Wisconsin implemented BadgerCare Plus on 2/01/2008. Because BadgerCare Plus simplified the eligibility determination, categories for Family Coverage were changed from sub-programs to types of individuals. This report shows the number of members certified by each county or tribe. The county of certification may or may not be the county of residence.

COUNTY OR TRIBE: EAU CLAIRE**2023**

	JAN	FEB	MAR	APR	MAY	JUN	JUL	AUG	SEP	OCT	NOV	DEC
Childless Adults	7553	7836	7982	8154	8208	8080	7713	7301	6792	6384	6133	5993
Children	10194	10619	10726	10754	10791	10444	9780	9140	8649	8248	8030	7866
Income Extensions	7215	7588	7770	7893	8022	7970	8088	8055	7889	7725	7815	7845
Parents/Caretakers	3783	3984	4111	4178	4228	4169	4029	3820	3661	3420	3331	3263
Pregnant Women	845	880	881	888	899	823	802	773	755	728	719	707
Youths Exiting	26	27	26	24	24	26	21	23	19	20	20	21
BadgerCare Plus Total	29616	30934	31496	31891	32172	31512	30433	29112	27765	26525	26048	25695
Institutionalized	154	154	150	150	150	164	153	145	146	139	132	137
MAPP	680	676	680	687	682	718	695	660	640	571	578	604
SSI	1855	1855	1872	1874	1880	1770	1768	1762	1753	1737	1722	1713
SSI-Related	724	744	746	745	734	687	685	654	621	542	551	578
Waiver	728	748	733	719	725	661	641	636	607	576	557	553
Elderly & Disabled Coverage Total	4141	4177	4181	4175	4171	4000	3942	3857	3767	3565	3540	3585
Family Planning Only Services	1330	1383	1398	1409	1390	1347	1233	1132	1015	953	900	845
Foster Care	279	285	285	288	286	290	288	292	286	286	291	294
Medicare Beneficiaries	155	159	152	152	149	160	160	158	158	133	130	123
Miscellaneous	51	52	52	53	53	60	59	47	45	46	45	46
Subsidized Adoption	2	2	2	2	2	2	2
TB-Related	1	1	1	1	1	1	1	1
Well Woman MA	6	6	6	6	6	6	6	5	4	4	4	4
Other Coverage Total	1824	1888	1896	1911	1887	1866	1749	1635	1508	1422	1370	1312
Total Coverage	35581	36999	37573	37977	38230	37378	36124	34604	33040	31512	30958	30592

WISCONSIN MEDICAID

Note: Wisconsin implemented BadgerCare Plus on 2/01/2008. Because BadgerCare Plus simplified the eligibility determination, categories for Family Coverage were changed from sub-programs to types of individuals. This report shows the number of members certified by each county or tribe. The county of certification may or may not be the county of residence.

COUNTY OR TRIBE: EAU CLAIRE**2022**

	JAN	FEB	MAR	APR	MAY	JUN	JUL	AUG	SEP	OCT	NOV	DEC
Childless Adults	5282	5459	5849	5990	6172	6406	6570	6585	6622	6730	6906	7208
Children	8579	8636	8978	9001	9061	9360	9495	9279	9173	9211	9372	9748
Income Extensions	4615	4778	5130	5322	5431	5723	5853	5902	5947	6098	6253	6638
Parents/Caretakers	3181	3232	3402	3423	3472	3559	3579	3493	3431	3419	3468	3615
Pregnant Women	635	636	674	694	694	724	735	719	719	736	745	799
Youths Exiting	26	26	24	25	22	22	23	22	21	22	23	23
BadgerCare Plus Total	22318	22767	24057	24455	24852	25794	26255	26000	25913	26216	26767	28031
Institutionalized	138	138	137	139	144	147	131	130	133	136	145	156
MAPP	641	635	603	594	593	598	618	586	584	658	685	688
SSI	1868	1871	1877	1873	1873	1879	1827	1835	1847	1843	1849	1863
SSI-Related	675	682	657	663	680	675	626	620	634	702	713	715
Waiver	611	621	609	613	630	648	618	602	627	689	710	730
Elderly & Disabled Coverage Total	3933	3947	3883	3882	3920	3947	3820	3773	3825	4028	4102	4152
Family Planning Only Services	1129	1141	1156	1159	1189	1192	1210	1195	1186	1208	1220	1259
Foster Care	272	267	270	275	274	269	272	276	277	282	277	274
Medicare Beneficiaries	172	165	156	154	149	146	143	141	145	157	159	156
Miscellaneous	41	43	43	44	45	46	47	47	47	48	49	51
TB-Related	1	1	1	1	1	1	1	1	1	1	1	1
Well Woman MA	7	6	6	6	6	7	7	7	7	7	6	6
Other Coverage Total	1622	1623	1632	1639	1664	1661	1680	1667	1663	1703	1712	1747
Total Coverage	27873	28337	29572	29976	30436	31402	31755	31440	31401	31947	32581	33930

WISCONSIN MEDICAID

Note: Wisconsin implemented BadgerCare Plus on 2/01/2008. Because BadgerCare Plus simplified the eligibility determination, categories for Family Coverage were changed from sub-programs to types of individuals. This report shows the number of members certified by each county or tribe. The county of certification may or may not be the county of residence.

COUNTY OR TRIBE: EAU CLAIRE**2021**

	JAN	FEB	MAR	APR	MAY	JUN	JUL	AUG	SEP	OCT	NOV	DEC
Childless Adults	4452	4404	4286	4306	4330	4448	4597	4628	4685	4858	5005	5147
Children	9013	8675	8395	8235	8153	8297	8427	8465	8401	8573	8559	8505
Income Extensions	3117	3026	3016	3096	3170	3310	3528	3570	3604	3973	4321	4457
Parents/Caretakers	3516	3368	3267	3203	3189	3230	3245	3248	3240	3280	3252	3199
Pregnant Women	535	529	520	514	532	564	570	571	564	602	603	616
Youths Exiting	23	22	20	19	21	22	22	21	22	24	25	26
BadgerCare Plus Total	20656	20024	19504	19373	19395	19871	20389	20503	20516	21310	21765	21950
Institutionalized	149	141	145	143	139	137	137	140	137	138	135	135
MAPP	612	620	627	614	612	612	609	613	604	604	609	617
SSI	1828	1832	1837	1838	1839	1846	1849	1858	1860	1857	1866	1876
SSI-Related	600	600	611	614	615	622	634	634	634	633	638	645
Waiver	596	596	597	586	587	584	584	588	594	596	599	597
Elderly & Disabled Coverage Total	3785	3789	3817	3795	3792	3801	3813	3833	3829	3828	3847	3870
Family Planning Only Services	1096	1091	1055	1046	1042	1046	1056	1060	1054	1082	1114	1123
Foster Care	239	241	242	241	251	252	256	264	269	271	266	262
Medicare Beneficiaries	188	193	192	189	186	180	180	179	178	174	171	174
Miscellaneous	42	42	38	38	38	38	40	40	40	40	41	41
TB-Related	1
Well Woman MA	7	7	7	7	8	7	7	7	7	7	7	7
Other Coverage Total	1572	1574	1534	1521	1525	1523	1539	1550	1548	1574	1599	1608
Total Coverage	26013	25387	24855	24689	24712	25195	25741	25886	25893	26712	27211	27428

WISCONSIN MEDICAID

Note: Wisconsin implemented BadgerCare Plus on 2/01/2008. Because BadgerCare Plus simplified the eligibility determination, categories for Family Coverage were changed from sub-programs to types of individuals. This report shows the number of members certified by each county or tribe. The county of certification may or may not be the county of residence.

COUNTY OR TRIBE: EAU CLAIRE**2020**

	JAN	FEB	MAR	APR	MAY	JUN	JUL	AUG	SEP	OCT	NOV	DEC
Childless Adults	3219	3267	3315	3737	3918	3965	3463	3663	3865	4088	4234	4374
Children	8680	8881	9059	9646	9708	9451	8398	8723	8826	8980	9034	9099
Income Extensions	2421	2370	2384	2455	2438	2394	2239	2426	2638	2805	2975	3068
Parents/Caretakers	2958	3034	3129	3473	3651	3587	3189	3329	3401	3464	3479	3525
Pregnant Women	418	426	431	460	465	453	455	491	503	500	504	525
Youths Exiting	26	30	30	29	31	31	25	26	26	23	25	24
BadgerCare Plus Total	17722	18008	18348	19800	20211	19881	17769	18658	19259	19860	20251	20615
Institutionalized	186	189	193	195	188	188	191	186	182	185	183	160
Katie Beckett Program	7	7	7	7	7
MAPP	480	472	467	485	469	461	503	518	530	584	590	617
SSI	1810	1808	1811	1816	1829	1831	1826	1824	1832	1831	1831	1819
SSI-Related	397	436	472	515	526	534	568	576	564	595	598	600
Waiver	572	584	627	639	628	639	633	631	595	579	582	596
Elderly & Disabled Coverage Total	3452	3496	3577	3657	3647	3653	3721	3735	3703	3774	3784	3792
Family Planning Only Services	1223	1222	1231	1252	1243	1220	1056	1088	1098	1097	1108	1102
Foster Care	188	186	194	202	213	214	221	226	226	232	237	238
Medicare Beneficiaries	201	197	213	218	213	210	212	204	199	206	204	195
Miscellaneous	32	33	37	41	40	41	40	40	40	40	40	40
Well Woman MA	10	10	9	9	10	10	9	9	7	7	7	7
Other Coverage Total	1654	1648	1684	1722	1719	1695	1538	1567	1570	1582	1596	1582
Total Coverage	22828	23152	23609	25179	25577	25229	23028	23960	24532	25216	25631	25989

WISCONSIN MEDICAID

Note: Wisconsin implemented BadgerCare Plus on 2/01/2008. Because BadgerCare Plus simplified the eligibility determination, categories for Family Coverage were changed from sub-programs to types of individuals. This report shows the number of members certified by each county or tribe. The county of certification may or may not be the county of residence.

COUNTY OR TRIBE: EAU CLAIRE**2019**

	JAN	FEB	MAR	APR	MAY	JUN	JUL	AUG	SEP	OCT	NOV	DEC
Childless Adults	3119	3143	3186	3362	3382	3345	3258	3246	3192	3081	3132	3175
Children	8849	8932	9153	9420	9260	8969	8529	8372	8206	8160	8241	8479
Express Enroll-Children	1	.	.
Express Enroll-PW	2
Income Extensions	1400	1492	1593	1719	1802	1867	2018	2086	2123	2237	2393	2463
Parents/Caretakers	2985	3057	3177	3297	3259	3149	2947	2897	2842	2778	2822	2920
Pregnant Women	423	422	418	440	430	404	403	385	366	370	385	395
Youths Exiting	26	25	26	29	26	26	26	29	27	25	24	26
BadgerCare Plus Total	16802	17071	17553	18267	18159	17760	17181	17017	16756	16652	16997	17458
Institutionalized	196	183	183	188	190	184	194	190	184	187	184	180
Katie Beckett Program	6	5	6	6	6	7	7	8	7	7	7	7
MAPP	570	554	555	549	557	567	562	570	552	513	507	506
SSI	1891	1872	1870	1854	1857	1846	1849	1847	1821	1821	1816	1820
SSI-Related	222	232	228	232	223	219	228	225	286	333	367	374
Waiver	524	529	536	545	549	545	559	582	592	583	584	583
Elderly & Disabled Coverage Total	3409	3375	3378	3374	3382	3368	3399	3422	3442	3444	3465	3470
Family Planning Only Services	1291	1298	1312	1313	1328	1286	1231	1197	1176	1167	1185	1212
Foster Care	227	226	215	212	210	203	206	197	194	194	192	188
Medicare Beneficiaries	290	288	277	268	272	269	255	263	222	206	203	201
Miscellaneous	19	19	20	24	23	23	25	31	30	33	33	33
Well Woman MA	7	7	8	9	9	9	9	9	9	9	10	10
Other Coverage Total	1834	1838	1832	1826	1842	1790	1726	1697	1631	1609	1623	1644
Total Coverage	22045	22284	22763	23467	23383	22918	22306	22136	21829	21705	22085	22572

WISCONSIN MEDICAID

Note: Wisconsin implemented BadgerCare Plus on 2/01/2008. Because BadgerCare Plus simplified the eligibility determination, categories for Family Coverage were changed from sub-programs to types of individuals. This report shows the number of members certified by each county or tribe. The county of certification may or may not be the county of residence.

COUNTY OR TRIBE: FLORENCE

2024

	JAN	FEB	MAR	APR	MAY	JUN	JUL	AUG	SEP	OCT	NOV	DEC
Childless Adults	1	1
Children	9	11	6
Income Extensions	1	1
Parents/Caretakers	4	5	4
BadgerCare Plus Total	15	18	10
SSI	62	61	60
Elderly & Disabled Coverage Total	62	61	60
Foster Care	4	4	4
Other Coverage Total	4	4	4
Total Coverage	81	83	74

WISCONSIN MEDICAID

Note: Wisconsin implemented BadgerCare Plus on 2/01/2008. Because BadgerCare Plus simplified the eligibility determination, categories for Family Coverage were changed from sub-programs to types of individuals. This report shows the number of members certified by each county or tribe. The county of certification may or may not be the county of residence.

COUNTY OR TRIBE: FLORENCE

2023

	JAN	FEB	MAR	APR	MAY	JUN	JUL	AUG	SEP	OCT	NOV	DEC
Childless Adults	.	1	.	.	1	.	1	.	1	1	1	1
Children	6	7	6	7	7	8	7	6	9	9	10	12
Income Extensions	1	2	1	1	1	3	3	1	1	1	1	1
Parents/Caretakers	2	1	2	2	2	2	2	2	2	2	3	6
Pregnant Women	2	2	1	2	2	1	1	1	1	1	1	.
BadgerCare Plus Total	11	13	10	12	13	14	14	10	14	14	16	20
SSI	66	68	67	68	69	60	58	61	59	59	61	61
SSI-Related	.	1
Elderly & Disabled Coverage Total	66	69	67	68	69	60	58	61	59	59	61	61
Foster Care	9	9	8	8	8	8	8	8	8	4	3	4
Medicare Beneficiaries	1	1	1	1	1
Well Woman MA	1	1	1	1	1	1	1	1	1	1	1	1
Other Coverage Total	11	11	10	10	10	9	9	9	9	5	4	5
Total Coverage	88	93	87	90	92	83	81	80	82	78	81	86

WISCONSIN MEDICAID

Note: Wisconsin implemented BadgerCare Plus on 2/01/2008. Because BadgerCare Plus simplified the eligibility determination, categories for Family Coverage were changed from sub-programs to types of individuals. This report shows the number of members certified by each county or tribe. The county of certification may or may not be the county of residence.

COUNTY OR TRIBE: FLORENCE**2022**

	JAN	FEB	MAR	APR	MAY	JUN	JUL	AUG	SEP	OCT	NOV	DEC
Childless Adults	2	1	.	1	1
Children	6	6	5	3	3	2	4	4	4	2	3	5
Income Extensions	2	2	.	3	3	6	3	1
Parents/Caretakers	5	6	3	1	2	3	3	2	2	1	1	1
Pregnant Women	2	1	2	2	1	1	1	1	1	2	2	3
BadgerCare Plus Total	15	15	10	9	9	12	11	9	8	5	7	11
SSI	62	62	62	62	62	63	62	64	64	64	63	66
SSI-Related	1	1	1	1	1
Waiver	1
Elderly & Disabled Coverage Total	63	62	62	62	62	63	62	65	65	65	64	67
Foster Care	9	9	9	9	9	9	8	9	9	9	9	9
Medicare Beneficiaries	1	1	1	1	1	1	1	1	1	1	1	1
Well Woman MA	1	1	1	1	1	1	1	1	1	1	1	1
Other Coverage Total	11	11	11	11	11	11	10	11	11	11	11	11
Total Coverage	89	88	83	82	82	86	83	85	84	81	82	89

WISCONSIN MEDICAID

Note: Wisconsin implemented BadgerCare Plus on 2/01/2008. Because BadgerCare Plus simplified the eligibility determination, categories for Family Coverage were changed from sub-programs to types of individuals. This report shows the number of members certified by each county or tribe. The county of certification may or may not be the county of residence.

COUNTY OR TRIBE: FLORENCE**2021**

	JAN	FEB	MAR	APR	MAY	JUN	JUL	AUG	SEP	OCT	NOV	DEC
Childless Adults	.	.	.	1	2	1	2	1	1	1	2	2
Children	3	2	1	3	2	1	1	1	4	5	1	2
Income Extensions	1
Parents/Caretakers	2	2	2	2	3	2	1	2	2	2	2	1
Pregnant Women	1	.	.	1	1	1	1	2
BadgerCare Plus Total	6	4	3	7	7	4	5	4	8	9	6	7
SSI	59	59	61	61	61	63	63	62	62	62	61	63
Waiver	1	1	1	1	1	1	1
Elderly & Disabled Coverage Total	59	59	61	61	61	64	64	63	63	63	62	64
Family Planning Only Services	1	.	.
Foster Care	4	5	6	10	10	10	11	11	11	11	10	9
Well Woman MA	1	1	1	1	1	1	1	1	1	1	1	1
Other Coverage Total	5	6	7	11	11	11	12	12	12	13	11	10
Total Coverage	70	69	71	79	79	79	81	79	83	85	79	81

WISCONSIN MEDICAID

Note: Wisconsin implemented BadgerCare Plus on 2/01/2008. Because BadgerCare Plus simplified the eligibility determination, categories for Family Coverage were changed from sub-programs to types of individuals. This report shows the number of members certified by each county or tribe. The county of certification may or may not be the county of residence.

COUNTY OR TRIBE: FLORENCE**2020**

	JAN	FEB	MAR	APR	MAY	JUN	JUL	AUG	SEP	OCT	NOV	DEC
Childless Adults	.	2	1	.	2	1
Children	12	12	8	4	4	1	1	1	2	2	3	2
Parents/Caretakers	4	2	4	3	3	1	1	1	1	1	1	1
Pregnant Women	3	3	1	1
BadgerCare Plus Total	19	19	13	7	7	2	2	2	4	3	6	5
Institutionalized	1	1	1	1
MAPP	1	.	1	1	.	.	.
SSI	65	65	63	64	64	63	65	62	60	59	60	58
SSI-Related	.	.	1	1	.	.
Elderly & Disabled Coverage Total	66	66	65	65	64	64	65	63	61	60	60	58
Family Planning Only Services	2	2	2	2	2	2	.	.	1	.	1	.
Foster Care	2	3	3	3	3	3	3	3	2	2	2	4
Medicare Beneficiaries	.	1
Well Woman MA	1	1	1	1	1	1	1	1	1	1	1	1
Other Coverage Total	5	7	6	6	6	6	4	4	4	3	4	5
Total Coverage	90	92	84	78	77	72	71	69	69	66	70	68

WISCONSIN MEDICAID

Note: Wisconsin implemented BadgerCare Plus on 2/01/2008. Because BadgerCare Plus simplified the eligibility determination, categories for Family Coverage were changed from sub-programs to types of individuals. This report shows the number of members certified by each county or tribe. The county of certification may or may not be the county of residence.

COUNTY OR TRIBE: FLORENCE**2019**

	JAN	FEB	MAR	APR	MAY	JUN	JUL	AUG	SEP	OCT	NOV	DEC
Childless Adults	3	1	1	.	1	.	1	2	1	.	.	.
Children	4	4	11	10	9	9	8	11	5	4	5	8
Income Extensions	3	2	1	2	1	1	1	2	1	2	.	.
Parents/Caretakers	3	5	5	5	6	4	4	5	5	4	3	4
Pregnant Women	.	1	1	1	.	1	2
Youths Exiting	1	.	.	.
BadgerCare Plus Total	13	13	19	17	17	14	14	20	14	10	9	14
Institutionalized	2	1	1	1	1	1	1	1	1	1	8	2
MAPP	3	2	2	1	5	.	2	3	2	1	.	1
SSI	72	71	72	70	68	69	72	72	71	69	65	64
SSI-Related	1	.	.	3	8	4	.
Waiver	2	1	1	2
Elderly & Disabled Coverage Total	79	75	76	74	74	71	75	76	77	79	77	67
Family Planning Only Services	.	.	1	.	.	.	1	1	.	1	1	2
Foster Care	7	7	7	7	7	3	5	4	6	6	6	6
Medicare Beneficiaries	.	.	.	4	1	2	1	.	2	1	.	.
Well Woman MA	1	1	1	1	1	1
Other Coverage Total	7	7	8	11	8	5	8	6	9	9	8	9
Total Coverage	99	95	103	102	99	90	97	102	100	98	94	90

WISCONSIN MEDICAID

Note: Wisconsin implemented BadgerCare Plus on 2/01/2008. Because BadgerCare Plus simplified the eligibility determination, categories for Family Coverage were changed from sub-programs to types of individuals. This report shows the number of members certified by each county or tribe. The county of certification may or may not be the county of residence.

COUNTY OR TRIBE: FOND DU LAC

2024

	JAN	FEB	MAR	APR	MAY	JUN	JUL	AUG	SEP	OCT	NOV	DEC
Childless Adults	3138	2941	2830
Children	5198	5368	5675
Express Enroll-PW	.	1
Income Extensions	4520	4208	3733
Parents/Caretakers	1900	1830	1791
Pregnant Women	435	411	381
Youths Exiting	14	13	15
BadgerCare Plus Total	15205	14772	14425
Institutionalized	207	217	208
MAPP	623	592	553
SSI	1456	1421	1404
SSI-Related	641	634	638
Waiver	758	784	799
Elderly & Disabled Coverage Total	3685	3648	3602
Family Planning Only Services	326	316	351
Foster Care	326	326	334
Medicare Beneficiaries	221	225	245
Miscellaneous	74	73	75
Subsidized Adoption	9	9	9
Well Woman MA	5	6	5
Other Coverage Total	961	955	1019
Total Coverage	19851	19375	19046

WISCONSIN MEDICAID

Note: Wisconsin implemented BadgerCare Plus on 2/01/2008. Because BadgerCare Plus simplified the eligibility determination, categories for Family Coverage were changed from sub-programs to types of individuals. This report shows the number of members certified by each county or tribe. The county of certification may or may not be the county of residence.

COUNTY OR TRIBE: FOND DU LAC**2023**

	JAN	FEB	MAR	APR	MAY	JUN	JUL	AUG	SEP	OCT	NOV	DEC
Childless Adults	3966	4031	4060	4081	4126	4097	3912	3728	3562	3440	3285	3189
Children	6188	6209	6253	6254	6261	6074	5878	5633	5474	5368	5313	5193
Express Enroll-Children	1	1	1	1	1
Income Extensions	4111	4148	4184	4225	4267	4240	4266	4332	4389	4456	4513	4539
Parents/Caretakers	2187	2188	2225	2222	2223	2172	2135	2077	2026	1977	1955	1923
Pregnant Women	636	628	647	666	676	515	506	504	498	487	474	439
Youths Exiting	18	20	20	20	19	19	16	15	16	15	15	15
BadgerCare Plus Total	17107	17225	17390	17469	17573	17117	16713	16289	15965	15743	15555	15298
Institutionalized	191	187	186	193	192	220	220	216	207	212	216	208
MAPP	525	530	534	538	542	573	569	574	585	599	609	619
SSI	1645	1646	1644	1645	1649	1573	1555	1545	1536	1513	1491	1474
SSI-Related	750	749	742	752	759	749	727	710	688	681	677	656
Waiver	820	820	823	824	821	741	750	745	754	738	750	756
Elderly & Disabled Coverage Total	3931	3932	3929	3952	3963	3856	3821	3790	3770	3743	3743	3713
Family Planning Only Services	469	477	476	477	485	473	443	414	383	365	339	337
Foster Care	328	337	338	341	349	350	348	355	345	346	331	320
Medicare Beneficiaries	233	234	234	233	236	250	248	236	225	217	210	217
Miscellaneous	82	83	84	86	86	113	104	89	78	82	76	75
Subsidized Adoption	9	9	9	9	9	9	8	8	9	9	9	9
Well Woman MA	10	10	10	10	10	10	10	10	10	10	7	7
Other Coverage Total	1131	1150	1151	1156	1175	1205	1161	1112	1050	1029	972	965
Total Coverage	22169	22307	22470	22577	22711	22178	21695	21191	20785	20515	20270	19976

WISCONSIN MEDICAID

Note: Wisconsin implemented BadgerCare Plus on 2/01/2008. Because BadgerCare Plus simplified the eligibility determination, categories for Family Coverage were changed from sub-programs to types of individuals. This report shows the number of members certified by each county or tribe. The county of certification may or may not be the county of residence.

COUNTY OR TRIBE: FOND DU LAC**2022**

	JAN	FEB	MAR	APR	MAY	JUN	JUL	AUG	SEP	OCT	NOV	DEC
Childless Adults	3465	3482	3516	3558	3607	3669	3726	3778	3794	3848	3876	3922
Children	6148	6146	6124	6109	6111	6123	6158	6179	6215	6184	6203	6190
Express Enroll-Children	.	.	.	1	1	1	1	1	1	1	1	1
Income Extensions	3250	3294	3417	3490	3580	3633	3671	3677	3747	3818	3913	4016
Parents/Caretakers	2231	2246	2231	2258	2245	2223	2236	2239	2226	2191	2186	2181
Pregnant Women	492	505	515	521	528	568	581	603	625	629	636	624
Youths Exiting	20	19	18	16	17	18	18	18	22	21	21	20
BadgerCare Plus Total	15606	15692	15821	15953	16089	16235	16391	16495	16630	16692	16836	16954
Institutionalized	224	218	222	225	226	225	213	207	203	200	194	194
MAPP	478	472	471	468	471	470	501	505	513	518	521	525
SSI	1684	1690	1689	1688	1680	1686	1661	1665	1666	1662	1655	1653
SSI-Related	702	700	706	704	701	709	712	720	724	725	727	736
Waiver	767	781	792	804	808	812	804	808	813	812	813	813
Elderly & Disabled Coverage Total	3855	3861	3880	3889	3886	3902	3891	3905	3919	3917	3910	3921
Family Planning Only Services	458	456	454	452	452	453	459	467	468	473	472	473
Foster Care	285	278	280	285	291	294	303	308	313	314	321	323
Medicare Beneficiaries	264	256	255	253	253	251	253	246	241	241	236	234
Miscellaneous	64	66	68	69	70	70	73	75	74	75	75	79
Subsidized Adoption	9	9	10	9	9	9	9	9	9	9	9	9
Well Woman MA	9	9	9	9	9	9	9	9	9	9	9	10
Other Coverage Total	1089	1074	1076	1077	1084	1086	1106	1114	1114	1121	1122	1128
Total Coverage	20550	20627	20777	20919	21059	21223	21388	21514	21663	21730	21868	22003

WISCONSIN MEDICAID

Note: Wisconsin implemented BadgerCare Plus on 2/01/2008. Because BadgerCare Plus simplified the eligibility determination, categories for Family Coverage were changed from sub-programs to types of individuals. This report shows the number of members certified by each county or tribe. The county of certification may or may not be the county of residence.

COUNTY OR TRIBE: FOND DU LAC**2021**

	JAN	FEB	MAR	APR	MAY	JUN	JUL	AUG	SEP	OCT	NOV	DEC
Childless Adults	2874	2922	2960	3012	3056	3103	3148	3181	3238	3287	3328	3404
Children	6154	6187	6227	6213	6218	6203	6193	6231	6215	6210	6139	6111
Income Extensions	2161	2226	2262	2392	2477	2573	2651	2711	2799	2891	3040	3177
Parents/Caretakers	2280	2303	2332	2322	2307	2313	2305	2306	2296	2294	2250	2200
Pregnant Women	397	406	419	433	444	447	465	467	468	465	475	487
Youths Exiting	19	20	21	21	21	20	21	20	20	21	21	21
BadgerCare Plus Total	13885	14064	14221	14393	14523	14659	14783	14916	15036	15168	15253	15400
Institutionalized	223	221	221	224	231	226	228	222	223	230	226	223
MAPP	436	436	440	444	446	451	457	460	466	465	470	475
SSI	1663	1666	1678	1682	1689	1687	1694	1690	1692	1688	1690	1690
SSI-Related	620	633	642	650	648	664	680	681	680	686	691	691
Waiver	733	734	738	739	737	744	741	754	765	772	776	770
Elderly & Disabled Coverage Total	3675	3690	3719	3739	3751	3772	3800	3807	3826	3841	3853	3849
Family Planning Only Services	425	429	436	438	449	452	456	456	452	453	454	457
Foster Care	237	243	242	243	248	254	261	262	263	268	280	285
Medicare Beneficiaries	288	289	285	278	281	274	271	274	270	263	265	266
Miscellaneous	51	51	53	53	53	54	63	63	63	64	63	64
Subsidized Adoption	7	7	7	7	7	7	7	8	8	9	9	9
Well Woman MA	9	9	9	9	9	9	9	9	9	9	9	9
Other Coverage Total	1017	1028	1032	1028	1047	1050	1067	1072	1065	1066	1080	1090
Total Coverage	18577	18782	18972	19160	19321	19481	19650	19795	19927	20075	20186	20339

WISCONSIN MEDICAID

Note: Wisconsin implemented BadgerCare Plus on 2/01/2008. Because BadgerCare Plus simplified the eligibility determination, categories for Family Coverage were changed from sub-programs to types of individuals. This report shows the number of members certified by each county or tribe. The county of certification may or may not be the county of residence.

COUNTY OR TRIBE: FOND DU LAC**2020**

	JAN	FEB	MAR	APR	MAY	JUN	JUL	AUG	SEP	OCT	NOV	DEC
Childless Adults	1800	1809	1812	2019	2163	2258	2378	2469	2538	2598	2652	2778
Children	5598	5631	5601	5780	5919	6012	6044	6067	6049	6076	6062	6142
Express Enroll-Children	1	.
Income Extensions	1307	1295	1289	1354	1380	1455	1550	1678	1826	1932	2028	2118
Parents/Caretakers	1851	1856	1850	1938	2067	2123	2130	2166	2177	2195	2224	2228
Pregnant Women	294	283	261	279	294	305	322	328	347	362	372	391
Youths Exiting	17	17	16	18	18	18	21	20	19	19	19	19
BadgerCare Plus Total	10867	10891	10829	11388	11841	12171	12445	12728	12956	13182	13358	13676
Institutionalized	233	234	239	238	235	230	229	236	236	239	233	229
Katie Beckett Program	6	6	7	6	6
MAPP	409	418	408	407	409	414	420	417	420	424	428	437
SSI	1630	1637	1636	1656	1662	1657	1653	1658	1663	1662	1661	1663
SSI-Related	454	476	489	526	540	546	556	570	588	599	599	609
Waiver	696	679	690	703	712	715	721	715	719	726	732	736
Elderly & Disabled Coverage Total	3428	3450	3469	3536	3564	3562	3579	3596	3626	3650	3653	3674
Family Planning Only Services	434	440	437	419	412	418	417	416	418	416	423	426
Foster Care	197	195	187	188	189	195	199	211	215	218	228	235
Medicare Beneficiaries	300	288	287	280	283	281	280	280	278	285	284	285
Miscellaneous	44	44	43	43	45	46	47	46	48	51	54	52
Subsidized Adoption	6	6	6	6	6	6	6	6	7	7	7	7
Well Woman MA	11	11	10	9	9	9	9	9	9	9	9	9
Other Coverage Total	992	984	970	945	944	955	958	968	975	986	1005	1014
Total Coverage	15287	15325	15268	15869	16349	16688	16982	17292	17557	17818	18016	18364

WISCONSIN MEDICAID

Note: Wisconsin implemented BadgerCare Plus on 2/01/2008. Because BadgerCare Plus simplified the eligibility determination, categories for Family Coverage were changed from sub-programs to types of individuals. This report shows the number of members certified by each county or tribe. The county of certification may or may not be the county of residence.

COUNTY OR TRIBE: FOND DU LAC**2019**

	JAN	FEB	MAR	APR	MAY	JUN	JUL	AUG	SEP	OCT	NOV	DEC
Childless Adults	1866	1838	1868	1865	1884	1875	1861	1851	1837	1828	1823	1820
Children	5872	5820	5775	5721	5715	5706	5723	5719	5707	5685	5601	5593
Express Enroll-Children	1
Express Enroll-PW	.	1	1	1	1	.
Income Extensions	949	1011	1044	1093	1116	1139	1204	1190	1266	1308	1354	1347
Parents/Caretakers	1843	1838	1861	1859	1880	1866	1876	1871	1895	1897	1849	1847
Pregnant Women	284	276	276	289	275	289	299	301	292	298	300	299
Youths Exiting	20	16	16	14	18	18	20	16	16	16	16	17
BadgerCare Plus Total	10834	10800	10841	10841	10889	10893	10983	10948	11013	11033	10944	10923
Institutionalized	237	239	242	234	229	235	228	225	217	226	228	232
Katie Beckett Program	7	8	8	7	8	8	7	6	6	6	6	4
MAPP	402	408	428	425	431	436	445	451	437	429	418	406
SSI	1622	1619	1608	1604	1615	1625	1630	1637	1635	1640	1638	1641
SSI-Related	283	284	290	299	289	295	286	287	352	371	396	428
Waiver	657	663	662	668	667	668	669	678	677	679	684	694
Elderly & Disabled Coverage Total	3208	3221	3238	3237	3239	3267	3265	3284	3324	3351	3370	3405
Family Planning Only Services	501	489	475	469	470	440	427	431	431	437	436	441
Foster Care	220	209	206	208	205	200	201	201	205	209	202	202
Medicare Beneficiaries	402	403	393	387	382	388	401	389	341	334	317	307
Miscellaneous	23	26	28	28	29	29	35	37	38	41	38	43
Subsidized Adoption	6	6	6	6	6	6	6	6	6	6	6	6
Well Woman MA	13	14	14	13	13	12	12	12	12	12	12	12
Other Coverage Total	1165	1147	1122	1111	1105	1075	1082	1076	1033	1039	1011	1011
Total Coverage	15207	15168	15201	15189	15233	15235	15330	15308	15370	15423	15325	15339

WISCONSIN MEDICAID

Note: Wisconsin implemented BadgerCare Plus on 2/01/2008. Because BadgerCare Plus simplified the eligibility determination, categories for Family Coverage were changed from sub-programs to types of individuals. This report shows the number of members certified by each county or tribe. The county of certification may or may not be the county of residence.

COUNTY OR TRIBE: FOREST**2024**

	JAN	FEB	MAR	APR	MAY	JUN	JUL	AUG	SEP	OCT	NOV	DEC
Childless Adults	7	3	1
Children	7	4	8
Income Extensions	7	5
Parents/Caretakers	3	2	3
Youths Exiting	1	1	1
BadgerCare Plus Total	25	15	13
MAPP	1
SSI	221	216	215
SSI-Related	5	3	3
Elderly & Disabled Coverage Total	227	219	218
Foster Care	58	63	63
Medicare Beneficiaries	.	.	1
Miscellaneous	2	2	2
Well Woman MA	3	2	2
Other Coverage Total	63	67	68
Total Coverage	315	301	299

WISCONSIN MEDICAID

Note: Wisconsin implemented BadgerCare Plus on 2/01/2008. Because BadgerCare Plus simplified the eligibility determination, categories for Family Coverage were changed from sub-programs to types of individuals. This report shows the number of members certified by each county or tribe. The county of certification may or may not be the county of residence.

COUNTY OR TRIBE: FOREST

2023

	JAN	FEB	MAR	APR	MAY	JUN	JUL	AUG	SEP	OCT	NOV	DEC
Childless Adults	1	2	4	2	1	3	2	2	3	4	4	3
Children	7	8	5	10	12	5	4	5	7	9	10	6
Income Extensions	5	6	4	3	4	3	1	.	2	2	5	5
Parents/Caretakers	4	4	8	10	11	8	5	5	6	6	9	4
Pregnant Women	2	2	2	2	3
Youths Exiting	1	1	1
BadgerCare Plus Total	19	22	23	27	31	19	12	12	18	22	29	19
MAPP	1	2	1	1	1
SSI	234	233	235	237	236	229	234	228	229	231	227	225
SSI-Related	.	1	.	.	2	1	.	4	4	4	5	6
Elderly & Disabled Coverage Total	235	236	236	238	239	230	234	232	233	235	232	231
Foster Care	51	61	59	60	59	59	59	59	59	60	61	58
Medicare Beneficiaries	1	.	.	.
Miscellaneous	2	2	2	2	2	2	2	2	2	2	2	2
Well Woman MA	3	3	3	3	3	3	3	3	3	3	3	3
Other Coverage Total	56	66	64	65	64	64	64	64	65	65	66	63
Total Coverage	310	324	323	330	334	313	310	308	316	322	327	313

WISCONSIN MEDICAID

Note: Wisconsin implemented BadgerCare Plus on 2/01/2008. Because BadgerCare Plus simplified the eligibility determination, categories for Family Coverage were changed from sub-programs to types of individuals. This report shows the number of members certified by each county or tribe. The county of certification may or may not be the county of residence.

COUNTY OR TRIBE: FOREST**2022**

	JAN	FEB	MAR	APR	MAY	JUN	JUL	AUG	SEP	OCT	NOV	DEC
Childless Adults	5	5	5	4	4	6	6	7	7	4	4	2
Children	9	9	9	11	12	12	8	6	8	8	10	11
Income Extensions	4	4	4	4	4	9	9	8	8	5	8	10
Parents/Caretakers	5	5	5	7	7	6	5	3	4	4	5	6
Pregnant Women	3	3	4	5	5	6	5	5	4	3	3	2
BadgerCare Plus Total	26	26	27	31	32	39	33	29	31	24	30	31
Institutionalized	1
MAPP	1	1	1	1	1	1	1	2	1	1	1	1
SSI	240	238	236	237	239	240	231	235	234	233	233	232
SSI-Related	2	2	2	2	3	2	1	.	1	1	2	2
Elderly & Disabled Coverage Total	243	241	239	240	243	243	234	237	236	235	236	235
Foster Care	57	57	58	58	59	57	55	56	55	55	55	53
Miscellaneous	2	2	2	2	2	2	2	2	2	2	2	2
Well Woman MA	3	3	3	3	3	3	3	3	3	3	3	3
Other Coverage Total	62	62	63	63	64	62	60	61	60	60	60	58
Total Coverage	331	329	329	334	339	344	327	327	327	319	326	324

WISCONSIN MEDICAID

Note: Wisconsin implemented BadgerCare Plus on 2/01/2008. Because BadgerCare Plus simplified the eligibility determination, categories for Family Coverage were changed from sub-programs to types of individuals. This report shows the number of members certified by each county or tribe. The county of certification may or may not be the county of residence.

COUNTY OR TRIBE: FOREST

2021

	JAN	FEB	MAR	APR	MAY	JUN	JUL	AUG	SEP	OCT	NOV	DEC
Childless Adults	3	2	2	5	5	6	3	4	6	2	4	5
Children	15	10	7	8	7	8	10	15	23	16	15	14
Income Extensions	4	2	1	2	2	2	2	2	2	2	4	5
Parents/Caretakers	15	10	6	6	7	4	2	4	6	5	6	7
Pregnant Women	.	1	2	3	3	4	4	3	3	3	4	3
BadgerCare Plus Total	37	25	18	24	24	24	21	28	40	28	33	34
MAPP	1	1	.	.	.	1	1	1	1	1	1	1
SSI	249	246	242	241	240	240	245	241	243	242	242	244
SSI-Related	1	1	3	3	2	1	1	2	2	2	3	2
Waiver	1	1	.	1
Elderly & Disabled Coverage Total	251	248	245	244	242	242	247	244	247	246	246	248
Family Planning Only Services	1	.
Foster Care	54	55	56	57	58	61	61	62	63	60	60	60
Miscellaneous	2	2	2	2	2	2	2	2	2	2	2	2
Well Woman MA	3	3	3	3	3	3	3	3	3	3	3	3
Other Coverage Total	59	60	61	62	63	66	66	67	68	65	66	65
Total Coverage	347	333	324	330	329	332	334	339	355	339	345	347

WISCONSIN MEDICAID

Note: Wisconsin implemented BadgerCare Plus on 2/01/2008. Because BadgerCare Plus simplified the eligibility determination, categories for Family Coverage were changed from sub-programs to types of individuals. This report shows the number of members certified by each county or tribe. The county of certification may or may not be the county of residence.

COUNTY OR TRIBE: FOREST

2020

	JAN	FEB	MAR	APR	MAY	JUN	JUL	AUG	SEP	OCT	NOV	DEC
Childless Adults	6	6	4	4	4	5	6	6	7	4	3	4
Children	8	6	7	.	2	1	5	4	2	2	8	10
Income Extensions	1	1	.	5	3	3	3	3	3	3	3	3
Parents/Caretakers	6	7	6	1	4	3	7	6	4	4	10	13
Pregnant Women	1	2	1
BadgerCare Plus Total	21	20	17	10	14	14	22	19	16	13	24	30
Institutionalized	1	1
MAPP	1	.	1	1
SSI	264	262	258	256	252	252	248	249	249	249	251	249
SSI-Related	4	2	1	2	1	1	4	5	3	1	2	3
Waiver	.	1	1	1	1
Elderly & Disabled Coverage Total	270	266	261	259	254	253	252	255	252	250	253	252
Family Planning Only Services	2
Foster Care	40	35	38	39	43	44	47	48	48	49	50	52
Medicare Beneficiaries	2	2
Miscellaneous	2	2
Well Woman MA	3	3	3	3	3	3	3	3	3	3	3	3
Other Coverage Total	45	40	41	42	46	47	50	53	51	52	55	57
Total Coverage	336	326	319	311	314	314	324	327	319	315	332	339

WISCONSIN MEDICAID

Note: Wisconsin implemented BadgerCare Plus on 2/01/2008. Because BadgerCare Plus simplified the eligibility determination, categories for Family Coverage were changed from sub-programs to types of individuals. This report shows the number of members certified by each county or tribe. The county of certification may or may not be the county of residence.

COUNTY OR TRIBE: FOREST**2019**

	JAN	FEB	MAR	APR	MAY	JUN	JUL	AUG	SEP	OCT	NOV	DEC
Childless Adults	2	1	1	1	3	4	6	5	6	7	4	4
Children	6	7	5	15	14	18	13	13	10	10	6	7
Income Extensions	2	4	.	2	8	3
Parents/Caretakers	7	6	7	10	9	10	7	6	3	6	8	7
Pregnant Women	.	.	.	1	1	2	2	1	1	.	.	.
Youths Exiting	1	.	1	.	.
BadgerCare Plus Total	15	14	13	27	27	34	30	30	20	26	26	21
Institutionalized	1	.	.	.
MAPP	.	1	.	1	1	2	2	5	1	.	.	.
SSI	256	257	262	266	263	263	265	259	270	266	267	265
SSI-Related	1	4	.	3	2
Waiver	1	1	1	1
Elderly & Disabled Coverage Total	256	258	262	267	264	265	267	265	277	267	271	268
Family Planning Only Services	.	.	1	.	1	1	.	.	1	1	.	.
Foster Care	49	50	57	59	58	52	57	61	57	52	51	44
Medicare Beneficiaries	.	.	1	2	3	2	2	2	2	.	1	.
Well Woman MA	3	3	4	4	4	4	4	4	4	4	4	4
Other Coverage Total	52	53	63	65	66	59	63	67	64	57	56	48
Total Coverage	323	325	338	359	357	358	360	362	361	350	353	337

WISCONSIN MEDICAID

Note: Wisconsin implemented BadgerCare Plus on 2/01/2008. Because BadgerCare Plus simplified the eligibility determination, categories for Family Coverage were changed from sub-programs to types of individuals. This report shows the number of members certified by each county or tribe. The county of certification may or may not be the county of residence.

COUNTY OR TRIBE: GRANT

2024

	JAN	FEB	MAR	APR	MAY	JUN	JUL	AUG	SEP	OCT	NOV	DEC
Childless Adults	1405	1332	1282
Children	2445	2563	2695
Express Enroll-PW	.	1	1
Income Extensions	2375	2196	1959
Parents/Caretakers	1063	1062	1037
Pregnant Women	189	179	164
Youths Exiting	8	6	5
BadgerCare Plus Total	7485	7339	7143
Institutionalized	164	166	166
MAPP	434	418	429
SSI	688	674	681
SSI-Related	344	347	334
Waiver	263	258	264
Elderly & Disabled Coverage Total	1893	1863	1874
Family Planning Only Services	233	235	234
Foster Care	79	81	81
Medicare Beneficiaries	125	122	130
Miscellaneous	6	8	8
Subsidized Adoption	2	2	2
Well Woman MA	8	8	8
Other Coverage Total	453	456	463
Total Coverage	9831	9658	9480

WISCONSIN MEDICAID

Note: Wisconsin implemented BadgerCare Plus on 2/01/2008. Because BadgerCare Plus simplified the eligibility determination, categories for Family Coverage were changed from sub-programs to types of individuals. This report shows the number of members certified by each county or tribe. The county of certification may or may not be the county of residence.

COUNTY OR TRIBE: GRANT**2023**

	JAN	FEB	MAR	APR	MAY	JUN	JUL	AUG	SEP	OCT	NOV	DEC
Childless Adults	1764	1800	1821	1833	1841	1798	1724	1650	1572	1527	1493	1457
Children	3059	3049	3049	3057	3058	2963	2801	2692	2640	2603	2532	2470
Income Extensions	2042	2076	2105	2119	2142	2094	2157	2224	2270	2274	2319	2348
Parents/Caretakers	1221	1236	1242	1253	1238	1238	1196	1171	1154	1138	1111	1100
Pregnant Women	231	239	238	250	258	217	213	207	204	213	205	200
Youths Exiting	8	8	8	8	9	9	9	9	8	9	9	8
BadgerCare Plus Total	8325	8408	8463	8520	8546	8319	8100	7953	7848	7764	7669	7583
Institutionalized	170	176	170	170	162	186	181	179	176	172	164	161
MAPP	391	389	388	390	394	421	415	420	415	422	421	426
SSI	767	769	763	764	762	718	715	722	718	711	697	694
SSI-Related	462	466	473	473	472	457	435	423	405	369	355	346
Waiver	345	344	347	351	350	306	297	288	285	285	276	271
Elderly & Disabled Coverage Total	2135	2144	2141	2148	2140	2088	2043	2032	1999	1959	1913	1898
Family Planning Only Services	365	369	371	374	367	353	322	292	276	271	257	247
Foster Care	81	83	86	87	89	89	86	87	87	86	83	80
Medicare Beneficiaries	126	124	126	125	124	128	128	124	125	121	116	115
Miscellaneous	9	9	9	9	9	16	12	8	5	4	5	7
Subsidized Adoption	2	2	2	2	2	2	2	2	2	2	2	2
Well Woman MA	8	8	8	8	8	8	8	8	8	7	7	8
Other Coverage Total	591	595	602	605	599	596	558	521	503	491	470	459
Total Coverage	11051	11147	11206	11273	11285	11003	10701	10506	10350	10214	10052	9940

WISCONSIN MEDICAID

Note: Wisconsin implemented BadgerCare Plus on 2/01/2008. Because BadgerCare Plus simplified the eligibility determination, categories for Family Coverage were changed from sub-programs to types of individuals. This report shows the number of members certified by each county or tribe. The county of certification may or may not be the county of residence.

COUNTY OR TRIBE: GRANT**2022**

	JAN	FEB	MAR	APR	MAY	JUN	JUL	AUG	SEP	OCT	NOV	DEC
Childless Adults	1532	1553	1580	1607	1619	1628	1664	1679	1681	1697	1719	1736
Children	3025	3037	3052	3032	3043	3048	3044	3052	3030	3032	3034	3077
Income Extensions	1576	1621	1689	1732	1764	1782	1825	1850	1897	1925	1964	1992
Parents/Caretakers	1166	1164	1172	1189	1194	1200	1213	1228	1217	1219	1212	1230
Pregnant Women	234	235	243	234	231	234	232	228	235	239	237	231
Youths Exiting	11	11	9	9	8	8	8	9	9	9	9	9
BadgerCare Plus Total	7544	7621	7745	7803	7859	7900	7986	8046	8069	8121	8175	8275
Institutionalized	175	170	173	172	171	173	171	173	163	172	174	170
MAPP	374	370	365	360	361	366	381	386	392	390	389	391
SSI	769	770	778	784	778	775	752	752	759	763	766	765
SSI-Related	445	448	454	457	455	455	450	452	452	459	461	461
Waiver	345	350	359	359	363	364	356	358	356	348	347	346
Elderly & Disabled Coverage Total	2108	2108	2129	2132	2128	2133	2110	2121	2122	2132	2137	2133
Family Planning Only Services	351	353	354	354	358	356	354	354	359	369	369	367
Foster Care	62	61	62	67	73	73	74	77	81	82	82	84
Medicare Beneficiaries	129	127	126	129	130	131	132	129	130	130	127	127
Miscellaneous	8	8	10	10	10	10	9	9	9	9	9	9
Subsidized Adoption	2	2	2	2	2	2	2	2	2	2	2	2
Well Woman MA	7	7	8	8	8	8	8	8	8	8	8	8
Other Coverage Total	559	558	562	570	581	580	579	579	589	600	597	597
Total Coverage	10211	10287	10436	10505	10568	10613	10675	10746	10780	10853	10909	11005

WISCONSIN MEDICAID

Note: Wisconsin implemented BadgerCare Plus on 2/01/2008. Because BadgerCare Plus simplified the eligibility determination, categories for Family Coverage were changed from sub-programs to types of individuals. This report shows the number of members certified by each county or tribe. The county of certification may or may not be the county of residence.

COUNTY OR TRIBE: GRANT**2021**

	JAN	FEB	MAR	APR	MAY	JUN	JUL	AUG	SEP	OCT	NOV	DEC
Childless Adults	1268	1304	1320	1335	1362	1385	1412	1429	1444	1454	1476	1508
Children	3089	3109	3117	3102	3090	3102	3091	3076	3090	3036	3018	3035
Income Extensions	1027	1029	1040	1091	1133	1156	1203	1227	1274	1407	1500	1499
Parents/Caretakers	1197	1214	1224	1223	1229	1244	1236	1228	1240	1194	1160	1167
Pregnant Women	183	190	201	212	205	214	224	226	228	229	236	237
Youths Exiting	10	10	10	10	10	10	11	11	12	11	11	11
BadgerCare Plus Total	6774	6856	6912	6973	7029	7111	7177	7197	7288	7331	7401	7457
Institutionalized	209	208	204	205	206	194	187	186	185	183	181	179
MAPP	359	357	352	353	359	362	364	367	367	369	374	372
SSI	753	759	757	756	752	751	760	760	767	768	767	765
SSI-Related	421	419	421	421	429	433	437	438	443	440	443	443
Waiver	347	351	356	353	357	359	355	356	352	353	351	347
Elderly & Disabled Coverage Total	2089	2094	2090	2088	2103	2099	2103	2107	2114	2113	2116	2106
Family Planning Only Services	342	341	341	340	350	352	351	349	351	354	352	357
Foster Care	57	58	62	64	64	64	62	63	64	64	63	63
Medicare Beneficiaries	140	142	140	136	131	129	128	129	130	129	129	130
Miscellaneous	7	6	6	6	7	7	7	7	7	7	8	8
Subsidized Adoption	2	2	2	2	2	2	2	2	3	2	2	2
Well Woman MA	8	8	8	8	7	7	7	7	7	7	7	7
Other Coverage Total	556	557	559	556	561	561	557	557	562	563	561	567
Total Coverage	9419	9507	9561	9617	9693	9771	9837	9861	9964	10007	10078	10130

WISCONSIN MEDICAID

Note: Wisconsin implemented BadgerCare Plus on 2/01/2008. Because BadgerCare Plus simplified the eligibility determination, categories for Family Coverage were changed from sub-programs to types of individuals. This report shows the number of members certified by each county or tribe. The county of certification may or may not be the county of residence.

COUNTY OR TRIBE: GRANT**2020**

	JAN	FEB	MAR	APR	MAY	JUN	JUL	AUG	SEP	OCT	NOV	DEC
Childless Adults	876	892	915	961	1008	1030	1070	1104	1149	1173	1193	1237
Children	2684	2678	2704	2809	2888	2938	2997	2979	2990	3023	3004	3058
Income Extensions	794	763	746	735	724	733	750	819	868	894	962	985
Parents/Caretakers	968	962	969	1022	1072	1116	1132	1153	1166	1199	1189	1200
Pregnant Women	119	117	120	126	132	135	150	155	159	161	162	175
Youths Exiting	8	9	8	8	8	8	8	10	9	9	10	10
BadgerCare Plus Total	5449	5421	5462	5661	5832	5960	6107	6220	6341	6459	6520	6665
Institutionalized	270	279	279	281	272	268	263	260	249	243	231	220
Katie Beckett Program	4	4	3	3	3
MAPP	339	329	326	334	332	328	325	327	331	338	346	357
SSI	779	780	774	771	770	769	759	762	753	754	755	751
SSI-Related	311	322	324	349	363	374	383	395	396	404	410	417
Waiver	314	315	316	321	327	328	334	334	340	344	343	344
Elderly & Disabled Coverage Total	2017	2029	2022	2059	2067	2067	2064	2078	2069	2083	2085	2089
Family Planning Only Services	320	314	315	322	326	325	327	336	335	337	343	340
Foster Care	38	43	46	47	48	46	50	51	55	55	56	56
Medicare Beneficiaries	156	154	152	144	144	146	146	145	144	139	137	139
Miscellaneous	3	4	4	4	4	6	6	6	6	7	7	7
Subsidized Adoption	2	2	2	2	2	2	2	2	2	2	2	2
Well Woman MA	7	8	8	8	8	8	8	8	8	8	8	8
Other Coverage Total	526	525	527	527	532	533	539	548	550	548	553	552
Total Coverage	7992	7975	8011	8247	8431	8560	8710	8846	8960	9090	9158	9306

WISCONSIN MEDICAID

Note: Wisconsin implemented BadgerCare Plus on 2/01/2008. Because BadgerCare Plus simplified the eligibility determination, categories for Family Coverage were changed from sub-programs to types of individuals. This report shows the number of members certified by each county or tribe. The county of certification may or may not be the county of residence.

COUNTY OR TRIBE: GRANT**2019**

	JAN	FEB	MAR	APR	MAY	JUN	JUL	AUG	SEP	OCT	NOV	DEC
Childless Adults	809	824	838	835	832	828	833	835	847	866	862	872
Children	2951	2909	2881	2864	2856	2792	2788	2783	2707	2688	2651	2657
Express Enroll-PW	.	1	1
Income Extensions	445	494	531	566	587	641	632	633	691	747	782	813
Parents/Caretakers	1030	1045	1051	1045	1042	1019	1025	1022	1011	1002	976	981
Pregnant Women	110	114	108	114	115	118	128	135	126	122	120	120
Youths Exiting	4	4	4	5	5	5	5	5	6	6	6	8
BadgerCare Plus Total	5349	5391	5414	5429	5437	5403	5411	5413	5388	5431	5397	5451
Institutionalized	307	298	307	303	291	283	284	280	277	273	269	278
Katie Beckett Program	3	3	3	4	3	3	3	3	2	2	1	3
MAPP	417	416	420	426	434	434	416	421	391	377	352	333
SSI	783	782	778	788	788	792	800	797	806	806	793	784
SSI-Related	162	161	158	160	151	153	152	153	216	241	263	278
Waiver	257	261	269	263	267	273	277	287	285	292	309	310
Elderly & Disabled Coverage Total	1929	1921	1935	1944	1934	1938	1932	1941	1977	1991	1987	1986
Family Planning Only Services	395	381	373	375	364	349	356	361	365	363	369	343
Foster Care	21	23	35	34	34	33	32	32	32	29	30	31
Medicare Beneficiaries	234	238	240	240	235	237	235	242	206	197	182	177
Miscellaneous	3	3	4	5	2	2	2	2	2	2	3	3
Subsidized Adoption	2	2	2	2	2	2	2	2	2	2	2	2
Well Woman MA	7	8	6	6	6	6	6	6	6	7	7	7
Other Coverage Total	662	655	660	662	643	629	633	645	613	600	593	563
Total Coverage	7940	7967	8009	8035	8014	7970	7976	7999	7978	8022	7977	8000

WISCONSIN MEDICAID

Note: Wisconsin implemented BadgerCare Plus on 2/01/2008. Because BadgerCare Plus simplified the eligibility determination, categories for Family Coverage were changed from sub-programs to types of individuals. This report shows the number of members certified by each county or tribe. The county of certification may or may not be the county of residence.

COUNTY OR TRIBE: GREEN

2024

	JAN	FEB	MAR	APR	MAY	JUN	JUL	AUG	SEP	OCT	NOV	DEC
Childless Adults	882	826	783
Children	1655	1693	1816
Income Extensions	1579	1509	1323
Parents/Caretakers	668	657	649
Pregnant Women	106	98	89
Youths Exiting	2	1	1
BadgerCare Plus Total	4892	4784	4661
Institutionalized	104	104	101
MAPP	356	348	336
SSI	389	380	374
SSI-Related	253	240	233
Waiver	249	246	247
Elderly & Disabled Coverage Total	1351	1318	1291
Family Planning Only Services	138	131	134
Foster Care	63	63	64
Medicare Beneficiaries	73	73	81
Miscellaneous	4	5	4
Subsidized Adoption	2	2	2
TB-Related	1	1	1
Well Woman MA	2	2	2
Other Coverage Total	283	277	288
Total Coverage	6526	6379	6240

WISCONSIN MEDICAID

Note: Wisconsin implemented BadgerCare Plus on 2/01/2008. Because BadgerCare Plus simplified the eligibility determination, categories for Family Coverage were changed from sub-programs to types of individuals. This report shows the number of members certified by each county or tribe. The county of certification may or may not be the county of residence.

COUNTY OR TRIBE: GREEN**2023**

	JAN	FEB	MAR	APR	MAY	JUN	JUL	AUG	SEP	OCT	NOV	DEC
Childless Adults	1090	1111	1129	1144	1153	1116	1077	1043	1000	971	944	900
Children	2065	2070	2076	2099	2105	2010	1921	1830	1759	1702	1675	1646
Income Extensions	1415	1433	1460	1487	1489	1475	1491	1535	1534	1540	1554	1558
Parents/Caretakers	749	753	759	758	764	728	732	724	710	692	672	669
Pregnant Women	146	151	151	152	159	125	115	116	115	119	111	106
Youths Exiting	7	7	7	7	6	5	6	7	7	5	5	5
BadgerCare Plus Total	5472	5525	5582	5647	5676	5459	5342	5255	5125	5029	4961	4884
Institutionalized	100	103	104	101	101	106	101	102	105	108	109	110
MAPP	330	333	332	330	327	347	337	341	345	337	342	345
SSI	423	423	426	423	419	395	399	395	401	399	393	390
SSI-Related	271	270	271	271	274	272	274	271	260	264	258	259
Waiver	251	253	253	259	263	240	243	245	243	247	249	247
Elderly & Disabled Coverage Total	1375	1382	1386	1384	1384	1360	1354	1354	1354	1355	1351	1351
Family Planning Only Services	209	213	211	213	212	205	198	187	175	161	146	140
Foster Care	55	59	57	59	59	61	65	63	61	61	61	63
Medicare Beneficiaries	73	70	70	70	71	75	75	75	73	71	75	75
Miscellaneous	9	9	9	9	10	19	14	10	4	6	7	6
Subsidized Adoption	2	2	2	2	3	3	3	3	3	2	2	2
TB-Related	1	1	1	1	1	1	1
Well Woman MA	3	3	3	3	3	3	3	3	3	3	2	2
Other Coverage Total	351	356	352	356	358	367	359	342	320	305	294	289
Total Coverage	7198	7263	7320	7387	7418	7186	7055	6951	6799	6689	6606	6524

WISCONSIN MEDICAID

Note: Wisconsin implemented BadgerCare Plus on 2/01/2008. Because BadgerCare Plus simplified the eligibility determination, categories for Family Coverage were changed from sub-programs to types of individuals. This report shows the number of members certified by each county or tribe. The county of certification may or may not be the county of residence.

COUNTY OR TRIBE: GREEN**2022**

	JAN	FEB	MAR	APR	MAY	JUN	JUL	AUG	SEP	OCT	NOV	DEC
Childless Adults	968	974	985	979	980	977	990	998	1010	1023	1036	1068
Children	2096	2082	2076	2080	2065	2079	2081	2091	2066	2067	2073	2080
Income Extensions	1132	1166	1178	1216	1250	1260	1283	1290	1329	1354	1370	1382
Parents/Caretakers	740	742	751	751	742	748	745	748	747	743	754	747
Pregnant Women	132	132	134	134	132	136	142	144	142	152	152	151
Youths Exiting	7	7	7	8	8	8	6	6	6	6	7	7
BadgerCare Plus Total	5075	5103	5131	5168	5177	5208	5247	5277	5300	5345	5392	5435
Institutionalized	102	102	98	95	96	97	96	99	105	106	105	103
MAPP	319	318	319	318	313	316	326	330	326	325	328	331
SSI	410	410	413	414	418	424	408	409	410	415	416	419
SSI-Related	254	253	255	261	265	264	264	260	258	261	264	267
Waiver	231	234	243	245	243	251	250	251	255	252	255	252
Elderly & Disabled Coverage Total	1316	1317	1328	1333	1335	1352	1344	1349	1354	1359	1368	1372
Family Planning Only Services	201	199	200	200	203	207	204	205	203	205	210	208
Foster Care	50	50	50	50	50	48	49	52	53	54	54	52
Medicare Beneficiaries	75	77	78	79	77	77	75	74	72	72	72	73
Miscellaneous	7	7	7	7	7	7	7	7	7	7	8	8
Subsidized Adoption	1	1	1	1	1	1	1	1	1	2	2	2
Well Woman MA	3	3	4	4	4	4	4	4	4	4	4	3
Other Coverage Total	337	337	340	341	342	344	340	343	340	344	350	346
Total Coverage	6728	6757	6799	6842	6854	6904	6931	6969	6994	7048	7110	7153

WISCONSIN MEDICAID

Note: Wisconsin implemented BadgerCare Plus on 2/01/2008. Because BadgerCare Plus simplified the eligibility determination, categories for Family Coverage were changed from sub-programs to types of individuals. This report shows the number of members certified by each county or tribe. The county of certification may or may not be the county of residence.

COUNTY OR TRIBE: GREEN**2021**

	JAN	FEB	MAR	APR	MAY	JUN	JUL	AUG	SEP	OCT	NOV	DEC
Childless Adults	838	845	859	865	881	891	898	901	907	915	936	950
Children	2062	2059	2047	2048	2075	2098	2113	2115	2129	2123	2086	2089
Income Extensions	809	830	853	883	896	909	913	930	936	967	1046	1092
Parents/Caretakers	740	741	751	751	751	761	768	757	763	766	764	754
Pregnant Women	115	115	116	128	132	129	125	125	124	119	124	128
Youths Exiting	6	6	6	6	6	6	6	6	6	6	6	7
BadgerCare Plus Total	4570	4596	4632	4681	4741	4794	4823	4834	4865	4896	4962	5020
Institutionalized	115	111	111	109	109	110	108	104	101	105	107	106
MAPP	331	329	331	330	332	336	338	333	331	325	325	326
SSI	421	415	408	407	406	400	402	405	408	405	407	411
SSI-Related	223	226	232	235	238	239	244	246	248	255	253	253
Waiver	219	212	214	219	222	230	225	226	225	228	230	231
Elderly & Disabled Coverage Total	1309	1293	1296	1300	1307	1315	1317	1314	1313	1318	1322	1327
Family Planning Only Services	186	189	191	194	193	195	189	193	193	196	199	201
Foster Care	45	44	44	43	41	45	44	45	47	48	47	48
Medicare Beneficiaries	70	72	75	76	75	74	74	75	73	75	74	74
Miscellaneous	5	5	5	5	5	5	6	6	6	7	7	7
Subsidized Adoption	1	1	1	1	1	1	1
Well Woman MA	2	2	3	3	3	3	3	3	3	3	3	3
Other Coverage Total	308	312	318	321	317	323	317	323	323	330	331	334
Total Coverage	6187	6201	6246	6302	6365	6432	6457	6471	6501	6544	6615	6681

WISCONSIN MEDICAID

Note: Wisconsin implemented BadgerCare Plus on 2/01/2008. Because BadgerCare Plus simplified the eligibility determination, categories for Family Coverage were changed from sub-programs to types of individuals. This report shows the number of members certified by each county or tribe. The county of certification may or may not be the county of residence.

COUNTY OR TRIBE: GREEN**2020**

	JAN	FEB	MAR	APR	MAY	JUN	JUL	AUG	SEP	OCT	NOV	DEC
Childless Adults	576	581	587	625	645	669	698	717	745	771	792	824
Children	1844	1856	1869	1918	1962	1992	2017	2018	2022	2024	2019	2071
Income Extensions	560	554	546	566	545	555	561	600	645	686	751	774
Parents/Caretakers	577	586	590	638	686	717	729	741	734	730	723	742
Pregnant Women	73	78	72	75	73	85	88	93	97	101	98	108
Youths Exiting	5	5	6	6	6	6	6	6	6	6	6	6
BadgerCare Plus Total	3635	3660	3670	3828	3917	4024	4099	4175	4249	4318	4389	4525
Institutionalized	138	130	123	126	129	126	124	117	118	115	119	116
Katie Beckett Program	2	2	2	3	5
MAPP	317	323	326	320	315	318	318	317	322	328	330	329
SSI	392	392	392	394	392	395	399	401	407	413	415	418
SSI-Related	160	176	177	185	194	198	200	207	206	210	215	222
Waiver	225	224	226	227	228	228	227	226	229	222	222	221
Elderly & Disabled Coverage Total	1234	1247	1246	1255	1263	1265	1268	1268	1282	1288	1301	1306
Family Planning Only Services	220	208	208	207	196	191	196	190	191	188	192	186
Foster Care	37	35	34	35	35	36	36	41	41	43	43	45
Medicare Beneficiaries	73	72	79	77	77	80	80	77	75	75	69	70
Miscellaneous	2	3	2	2	2	2	2	2	2	2	3	5
Well Woman MA	3	3	3	3	3	3	3	3	3	3	3	2
Other Coverage Total	335	321	326	324	313	312	317	313	312	311	310	308
Total Coverage	5204	5228	5242	5407	5493	5601	5684	5756	5843	5917	6000	6139

WISCONSIN MEDICAID

Note: Wisconsin implemented BadgerCare Plus on 2/01/2008. Because BadgerCare Plus simplified the eligibility determination, categories for Family Coverage were changed from sub-programs to types of individuals. This report shows the number of members certified by each county or tribe. The county of certification may or may not be the county of residence.

COUNTY OR TRIBE: GREEN**2019**

	JAN	FEB	MAR	APR	MAY	JUN	JUL	AUG	SEP	OCT	NOV	DEC
Childless Adults	567	578	574	566	553	548	549	542	544	534	537	568
Children	2173	2162	2119	2107	2040	2003	1940	1930	1895	1857	1827	1833
Income Extensions	327	351	341	342	387	432	464	485	530	576	595	587
Parents/Caretakers	660	664	663	665	648	654	641	620	595	603	605	607
Pregnant Women	72	71	75	70	68	61	62	60	64	66	63	66
Youths Exiting	3	4	4	4	4	5	6	6	6	5	5	5
BadgerCare Plus Total	3802	3830	3776	3754	3700	3703	3662	3643	3634	3641	3632	3666
Institutionalized	135	135	132	134	132	130	132	134	130	131	134	135
Katie Beckett Program	1	2	1	1	1	2	2	2	2	2	2	2
MAPP	381	375	372	376	379	383	388	380	389	370	349	331
SSI	407	411	413	404	400	393	394	398	397	397	401	393
SSI-Related	75	78	87	87	86	88	86	84	106	132	144	152
Waiver	193	194	197	201	197	201	202	206	210	216	217	219
Elderly & Disabled Coverage Total	1192	1195	1202	1203	1195	1197	1204	1204	1234	1248	1247	1232
Family Planning Only Services	211	212	208	212	206	199	203	209	215	208	216	220
Foster Care	37	36	36	38	39	38	38	37	36	39	38	39
Medicare Beneficiaries	98	96	93	93	99	94	99	102	86	81	76	72
Miscellaneous	1	1	1	2	2	4	3	3	4	3	4	3
TB-Related	1	1	1	1	1	1	1	1	1	1	1	.
Well Woman MA	3	4	4	4	4	4	4	4	4	4	4	4
Other Coverage Total	351	350	343	350	351	340	348	356	346	336	339	338
Total Coverage	5345	5375	5321	5307	5246	5240	5214	5203	5214	5225	5218	5236

WISCONSIN MEDICAID

Note: Wisconsin implemented BadgerCare Plus on 2/01/2008. Because BadgerCare Plus simplified the eligibility determination, categories for Family Coverage were changed from sub-programs to types of individuals. This report shows the number of members certified by each county or tribe. The county of certification may or may not be the county of residence.

COUNTY OR TRIBE: GREEN LAKE

2024

	JAN	FEB	MAR	APR	MAY	JUN	JUL	AUG	SEP	OCT	NOV	DEC
Childless Adults	668	642	618
Children	886	924	985
Income Extensions	1029	975	876
Parents/Caretakers	403	385	391
Pregnant Women	62	63	65
Youths Exiting	1	2	2
BadgerCare Plus Total	3049	2991	2937
Institutionalized	34	27	25
MAPP	197	187	185
SSI	304	296	290
SSI-Related	152	153	154
Waiver	140	137	147
Elderly & Disabled Coverage Total	827	800	801
Family Planning Only Services	59	54	63
Foster Care	28	28	28
Medicare Beneficiaries	65	65	64
Miscellaneous	8	9	9
Well Woman MA	1
Other Coverage Total	161	156	164
Total Coverage	4037	3947	3902

WISCONSIN MEDICAID

Note: Wisconsin implemented BadgerCare Plus on 2/01/2008. Because BadgerCare Plus simplified the eligibility determination, categories for Family Coverage were changed from sub-programs to types of individuals. This report shows the number of members certified by each county or tribe. The county of certification may or may not be the county of residence.

COUNTY OR TRIBE: GREEN LAKE**2023**

	JAN	FEB	MAR	APR	MAY	JUN	JUL	AUG	SEP	OCT	NOV	DEC
Childless Adults	802	812	830	835	833	824	789	770	725	712	697	663
Children	1190	1185	1201	1195	1189	1141	1095	1049	989	967	931	905
Income Extensions	908	930	936	943	960	948	959	982	986	1001	1030	1038
Parents/Caretakers	505	500	508	514	521	526	503	483	466	444	429	417
Pregnant Women	80	86	85	89	89	72	74	74	74	77	75	64
Youths Exiting	3	2	2	3	3	3	3	3	3	2	2	2
BadgerCare Plus Total	3488	3515	3562	3579	3595	3514	3423	3361	3243	3203	3164	3089
Institutionalized	30	28	27	27	26	32	33	35	36	34	32	31
MAPP	181	180	183	183	187	195	194	190	195	195	195	195
SSI	329	330	328	332	334	315	311	310	305	301	302	308
SSI-Related	204	205	205	202	199	188	191	184	178	177	168	159
Waiver	147	148	152	151	152	139	141	142	143	147	145	144
Elderly & Disabled Coverage Total	891	891	895	895	898	869	870	861	857	854	842	837
Family Planning Only Services	84	83	83	83	84	78	72	71	72	70	66	62
Foster Care	35	34	33	33	33	34	33	30	29	27	28	28
Medicare Beneficiaries	60	60	61	60	60	72	71	71	69	69	67	68
Miscellaneous	5	5	5	5	5	8	6	9	8	8	8	8
Well Woman MA	2	2	2	2	2	2	2	1	1	1	1	1
Other Coverage Total	186	184	184	183	184	194	184	182	179	175	170	167
Total Coverage	4565	4590	4641	4657	4677	4577	4477	4404	4279	4232	4176	4093

WISCONSIN MEDICAID

Note: Wisconsin implemented BadgerCare Plus on 2/01/2008. Because BadgerCare Plus simplified the eligibility determination, categories for Family Coverage were changed from sub-programs to types of individuals. This report shows the number of members certified by each county or tribe. The county of certification may or may not be the county of residence.

COUNTY OR TRIBE: GREEN LAKE**2022**

	JAN	FEB	MAR	APR	MAY	JUN	JUL	AUG	SEP	OCT	NOV	DEC
Childless Adults	695	702	707	718	723	730	743	740	743	769	779	797
Children	1213	1213	1203	1213	1196	1194	1213	1208	1192	1192	1188	1179
Income Extensions	682	674	693	703	745	762	777	792	842	859	887	911
Parents/Caretakers	497	514	513	509	495	503	507	500	494	497	496	498
Pregnant Women	76	77	80	84	89	84	87	89	84	80	78	80
Youths Exiting	2	2	2	2	2	2	2	2	2	3	3	3
BadgerCare Plus Total	3165	3182	3198	3229	3250	3275	3329	3331	3357	3400	3431	3468
Institutionalized	29	30	26	24	27	29	29	31	30	30	27	28
MAPP	171	168	164	168	170	174	178	178	175	177	177	180
SSI	321	318	325	326	329	327	320	321	323	323	326	325
SSI-Related	173	173	170	171	174	183	192	193	198	200	201	202
Waiver	141	141	146	150	143	146	146	148	151	150	149	147
Elderly & Disabled Coverage Total	835	830	831	839	843	859	865	871	877	880	880	882
Family Planning Only Services	76	77	78	78	77	79	78	78	78	79	81	82
Foster Care	25	31	32	34	36	36	35	35	33	34	34	36
Medicare Beneficiaries	63	64	64	62	62	59	61	59	60	59	60	58
Miscellaneous	6	6	5	5	5	5	5	5	5	5	5	5
Well Woman MA	1	1	1	2	2	2	2	2	2	2	2	2
Other Coverage Total	171	179	180	181	182	181	181	179	178	179	182	183
Total Coverage	4171	4191	4209	4249	4275	4315	4375	4381	4412	4459	4493	4533

WISCONSIN MEDICAID

Note: Wisconsin implemented BadgerCare Plus on 2/01/2008. Because BadgerCare Plus simplified the eligibility determination, categories for Family Coverage were changed from sub-programs to types of individuals. This report shows the number of members certified by each county or tribe. The county of certification may or may not be the county of residence.

COUNTY OR TRIBE: GREEN LAKE**2021**

	JAN	FEB	MAR	APR	MAY	JUN	JUL	AUG	SEP	OCT	NOV	DEC
Childless Adults	576	588	600	607	610	620	636	648	662	664	667	686
Children	1218	1235	1247	1231	1244	1237	1247	1258	1256	1262	1237	1231
Income Extensions	451	448	468	484	499	519	537	534	549	570	619	641
Parents/Caretakers	530	536	538	538	545	543	544	544	536	531	515	504
Pregnant Women	58	59	63	64	65	68	69	72	73	72	73	75
Youths Exiting	2	2	2	2	2	2	2	2	1	1	1	1
BadgerCare Plus Total	2835	2868	2918	2926	2965	2989	3035	3058	3077	3100	3112	3138
Institutionalized	35	37	35	33	30	31	29	31	33	31	31	30
MAPP	162	167	172	173	172	170	173	171	170	171	172	171
SSI	329	326	320	316	313	310	309	309	311	313	317	316
SSI-Related	146	147	148	151	152	156	159	160	161	164	164	170
Waiver	130	134	132	132	129	134	136	139	140	143	143	140
Elderly & Disabled Coverage Total	802	811	807	805	796	801	806	810	815	822	827	827
Family Planning Only Services	71	69	74	74	74	73	71	74	73	74	74	74
Foster Care	19	19	20	20	21	21	20	21	21	21	24	24
Medicare Beneficiaries	60	64	67	65	65	65	63	66	65	65	64	63
Miscellaneous	5	5	5	5	5	5	6	6	6	6	6	6
Well Woman MA	1	1	1	1	1	1	1	1	1	1	1	1
Other Coverage Total	156	158	167	165	166	165	161	168	166	167	169	168
Total Coverage	3793	3837	3892	3896	3927	3955	4002	4036	4058	4089	4108	4133

WISCONSIN MEDICAID

Note: Wisconsin implemented BadgerCare Plus on 2/01/2008. Because BadgerCare Plus simplified the eligibility determination, categories for Family Coverage were changed from sub-programs to types of individuals. This report shows the number of members certified by each county or tribe. The county of certification may or may not be the county of residence.

COUNTY OR TRIBE: GREEN LAKE**2020**

	JAN	FEB	MAR	APR	MAY	JUN	JUL	AUG	SEP	OCT	NOV	DEC
Childless Adults	386	389	388	418	432	444	461	488	503	524	529	560
Children	1070	1060	1066	1111	1134	1150	1172	1174	1190	1183	1194	1206
Income Extensions	327	311	308	311	317	311	324	359	408	433	421	434
Parents/Caretakers	409	412	420	433	455	474	482	487	488	490	509	517
Pregnant Women	40	30	29	32	36	35	38	46	52	55	60	62
Youths Exiting	1	1	1	2	2	2	2	2	2	2	2	2
BadgerCare Plus Total	2233	2203	2212	2307	2376	2416	2479	2556	2643	2687	2715	2781
Institutionalized	41	41	39	43	43	44	42	43	42	41	41	40
MAPP	141	146	141	145	143	147	148	151	156	154	157	161
SSI	309	310	312	314	318	319	322	328	330	336	335	333
SSI-Related	110	114	114	117	117	116	117	122	129	134	136	145
Waiver	132	131	136	140	147	148	148	148	142	142	141	131
Elderly & Disabled Coverage Total	733	742	742	759	768	774	777	792	799	807	810	810
Family Planning Only Services	71	78	74	74	68	65	68	71	73	72	70	73
Foster Care	13	11	13	11	11	11	12	15	16	16	16	16
Medicare Beneficiaries	71	64	64	62	61	58	58	58	59	57	57	60
Miscellaneous	6	5	5	5	5	5	5	5	5	5	5	5
Well Woman MA	1	1	1	1	1	1	1	1	1	1	1	1
Other Coverage Total	162	159	157	153	146	140	144	150	154	151	149	155
Total Coverage	3128	3104	3111	3219	3290	3330	3400	3498	3596	3645	3674	3746

WISCONSIN MEDICAID

Note: Wisconsin implemented BadgerCare Plus on 2/01/2008. Because BadgerCare Plus simplified the eligibility determination, categories for Family Coverage were changed from sub-programs to types of individuals. This report shows the number of members certified by each county or tribe. The county of certification may or may not be the county of residence.

COUNTY OR TRIBE: GREEN LAKE**2019**

	JAN	FEB	MAR	APR	MAY	JUN	JUL	AUG	SEP	OCT	NOV	DEC
Childless Adults	386	379	380	384	383	385	372	373	357	374	383	372
Children	1177	1176	1169	1200	1198	1194	1144	1130	1125	1108	1070	1074
Income Extensions	210	225	224	240	238	236	284	290	279	292	320	321
Parents/Caretakers	418	411	417	439	449	456	432	438	438	423	412	416
Pregnant Women	44	44	45	40	46	50	55	55	53	54	50	40
Youths Exiting	1	.	.	.	1	1	2	3	2	1	1	1
BadgerCare Plus Total	2236	2235	2235	2303	2315	2322	2289	2289	2254	2252	2236	2224
Institutionalized	38	34	34	35	40	38	38	35	39	39	39	41
MAPP	183	180	180	178	177	181	179	176	174	163	153	149
SSI	300	304	309	307	308	308	311	316	314	311	311	309
SSI-Related	48	49	49	54	51	51	53	48	55	77	86	98
Waiver	118	124	119	119	123	127	129	127	124	132	131	130
Elderly & Disabled Coverage Total	687	691	691	693	699	705	710	702	706	722	720	727
Family Planning Only Services	64	60	62	64	67	61	60	65	69	69	70	74
Foster Care	13	13	12	18	19	18	17	17	17	15	13	13
Medicare Beneficiaries	83	80	82	86	80	83	86	91	90	78	77	76
Miscellaneous	4	4	4	5	7	6	6	6	6	6	6	6
Well Woman MA	2	2	2	2	2	2	2	2	2	2	1	1
Other Coverage Total	166	159	162	175	175	170	171	181	184	170	167	170
Total Coverage	3089	3085	3088	3171	3189	3197	3170	3172	3144	3144	3123	3121

WISCONSIN MEDICAID

Note: Wisconsin implemented BadgerCare Plus on 2/01/2008. Because BadgerCare Plus simplified the eligibility determination, categories for Family Coverage were changed from sub-programs to types of individuals. This report shows the number of members certified by each county or tribe. The county of certification may or may not be the county of residence.

COUNTY OR TRIBE: IOWA

2024

	JAN	FEB	MAR	APR	MAY	JUN	JUL	AUG	SEP	OCT	NOV	DEC
Childless Adults	578	558	535
Children	1036	1076	1154
Income Extensions	1067	1017	876
Parents/Caretakers	415	413	411
Pregnant Women	78	66	63
Youths Exiting	1	1	1
BadgerCare Plus Total	3175	3131	3040
Institutionalized	42	42	41
MAPP	158	165	168
SSI	284	279	277
SSI-Related	177	179	178
Waiver	105	104	104
Elderly & Disabled Coverage Total	766	769	768
Family Planning Only Services	49	51	56
Foster Care	6	6	6
Medicare Beneficiaries	57	54	59
Miscellaneous	2	2	1
Well Woman MA	2	2	2
Other Coverage Total	116	115	124
Total Coverage	4057	4015	3932

WISCONSIN MEDICAID

Note: Wisconsin implemented BadgerCare Plus on 2/01/2008. Because BadgerCare Plus simplified the eligibility determination, categories for Family Coverage were changed from sub-programs to types of individuals. This report shows the number of members certified by each county or tribe. The county of certification may or may not be the county of residence.

COUNTY OR TRIBE: IOWA**2023**

	JAN	FEB	MAR	APR	MAY	JUN	JUL	AUG	SEP	OCT	NOV	DEC
Childless Adults	738	741	748	749	752	735	710	679	643	623	607	609
Children	1314	1311	1316	1323	1313	1269	1204	1147	1078	1070	1041	1032
Income Extensions	974	972	968	961	990	980	1003	1033	1052	1067	1081	1083
Parents/Caretakers	509	503	513	518	514	509	494	484	465	458	444	428
Pregnant Women	107	104	107	107	102	89	86	90	90	91	91	86
Youths Exiting	1	2	2	2	2	2	1	1	1	1	1	1
BadgerCare Plus Total	3643	3633	3654	3660	3673	3584	3498	3434	3329	3310	3265	3239
Institutionalized	36	33	35	35	37	46	44	47	48	49	48	45
MAPP	150	144	144	144	143	158	157	154	153	148	152	153
SSI	309	309	312	311	312	303	303	302	302	300	298	291
SSI-Related	188	191	190	191	194	204	203	197	193	191	184	183
Waiver	165	165	165	163	164	110	111	113	115	110	111	108
Elderly & Disabled Coverage Total	848	842	846	844	850	821	818	813	811	798	793	780
Family Planning Only Services	86	87	87	87	87	86	79	73	62	61	54	53
Foster Care	5	5	5	6	6	5	5	6	6	6	6	6
Medicare Beneficiaries	49	50	49	50	50	54	56	57	56	56	54	53
Miscellaneous	2	2	2	2	2	5	5	4	2	1	2	2
Well Woman MA	3	3	3	3	3	3	4	4	4	4	3	2
Other Coverage Total	145	147	146	148	148	153	149	144	130	128	119	116
Total Coverage	4636	4622	4646	4652	4671	4558	4465	4391	4270	4236	4177	4135

WISCONSIN MEDICAID

Note: Wisconsin implemented BadgerCare Plus on 2/01/2008. Because BadgerCare Plus simplified the eligibility determination, categories for Family Coverage were changed from sub-programs to types of individuals. This report shows the number of members certified by each county or tribe. The county of certification may or may not be the county of residence.

COUNTY OR TRIBE: IOWA**2022**

	JAN	FEB	MAR	APR	MAY	JUN	JUL	AUG	SEP	OCT	NOV	DEC
Childless Adults	642	649	669	675	688	696	707	707	713	716	720	729
Children	1333	1318	1291	1289	1291	1289	1300	1309	1300	1304	1310	1315
Income Extensions	775	802	805	804	797	811	852	867	873	899	911	930
Parents/Caretakers	498	494	515	514	518	516	518	521	521	516	526	507
Pregnant Women	97	93	87	89	91	90	93	98	95	93	96	105
Youths Exiting	1	1	1	1	1	.	.	.
BadgerCare Plus Total	3345	3356	3367	3371	3386	3403	3471	3503	3503	3528	3563	3586
Institutionalized	50	48	51	44	42	40	41	42	40	40	40	38
MAPP	147	145	141	142	143	149	155	154	152	152	150	151
SSI	299	299	300	303	308	310	299	305	306	309	304	309
SSI-Related	169	168	170	171	173	169	178	179	183	187	190	191
Waiver	191	193	194	190	183	180	176	177	176	171	166	167
Elderly & Disabled Coverage Total	856	853	856	850	849	848	849	857	857	859	850	856
Family Planning Only Services	85	83	85	83	82	85	84	84	84	85	86	85
Foster Care	8	8	8	8	7	7	7	7	7	6	6	5
Medicare Beneficiaries	51	51	50	51	52	52	52	53	51	50	48	49
Miscellaneous	2	2	2	2	2	2	2	2	2	2	2	2
Well Woman MA	4	4	3	3	3	3	3	3	3	3	3	3
Other Coverage Total	150	148	148	147	146	149	148	149	147	146	145	144
Total Coverage	4351	4357	4371	4368	4381	4400	4468	4509	4507	4533	4558	4586

WISCONSIN MEDICAID

Note: Wisconsin implemented BadgerCare Plus on 2/01/2008. Because BadgerCare Plus simplified the eligibility determination, categories for Family Coverage were changed from sub-programs to types of individuals. This report shows the number of members certified by each county or tribe. The county of certification may or may not be the county of residence.

COUNTY OR TRIBE: IOWA**2021**

	JAN	FEB	MAR	APR	MAY	JUN	JUL	AUG	SEP	OCT	NOV	DEC
Childless Adults	582	590	599	610	614	615	619	631	637	642	645	642
Children	1370	1362	1375	1377	1385	1361	1369	1374	1368	1329	1358	1349
Income Extensions	522	529	531	556	569	590	611	623	633	697	723	749
Parents/Caretakers	532	542	548	540	534	527	521	525	523	500	508	504
Pregnant Women	71	71	76	76	79	81	88	84	87	87	89	90
Youths Exiting	1	1	1	1	.	.	.
BadgerCare Plus Total	3077	3094	3129	3159	3181	3175	3209	3238	3249	3255	3323	3334
Institutionalized	64	62	62	60	58	58	57	56	55	55	54	53
MAPP	140	142	145	149	149	150	149	150	146	148	149	149
SSI	283	283	283	288	290	293	300	301	299	302	301	303
SSI-Related	149	148	151	155	159	159	160	164	165	171	168	166
Waiver	173	168	167	170	176	178	184	185	184	186	189	190
Elderly & Disabled Coverage Total	809	803	808	822	832	838	850	856	849	862	861	861
Family Planning Only Services	79	78	77	77	78	82	83	84	85	88	88	84
Foster Care	4	6	4	5	5	5	5	5	6	8	8	8
Medicare Beneficiaries	48	48	48	49	48	46	46	47	48	48	49	49
Miscellaneous	1	1	1	1	1	1	1	1	1	1	2	2
Well Woman MA	4	4	4	4	4	4	4	4	4	4	4	4
Other Coverage Total	136	137	134	136	136	138	139	141	144	149	151	147
Total Coverage	4022	4034	4071	4117	4149	4151	4198	4235	4242	4266	4335	4342

WISCONSIN MEDICAID

Note: Wisconsin implemented BadgerCare Plus on 2/01/2008. Because BadgerCare Plus simplified the eligibility determination, categories for Family Coverage were changed from sub-programs to types of individuals. This report shows the number of members certified by each county or tribe. The county of certification may or may not be the county of residence.

COUNTY OR TRIBE: IOWA**2020**

	JAN	FEB	MAR	APR	MAY	JUN	JUL	AUG	SEP	OCT	NOV	DEC
Childless Adults	385	394	406	445	468	488	510	517	534	538	548	562
Children	1291	1287	1282	1313	1308	1327	1332	1322	1334	1349	1344	1357
Income Extensions	346	346	359	367	376	379	391	426	440	442	474	495
Parents/Caretakers	457	457	465	487	504	522	522	514	515	524	520	520
Pregnant Women	48	43	44	45	50	53	55	59	61	69	70	69
Youths Exiting	1	1	1	1	1	2	2	1	1	1	.	.
BadgerCare Plus Total	2528	2528	2557	2658	2707	2771	2812	2839	2885	2923	2956	3003
Institutionalized	74	70	71	71	66	66	67	65	65	63	64	65
Katie Beckett Program	1	1	1	1	1
MAPP	138	137	139	138	138	134	131	138	140	141	142	139
SSI	293	290	291	291	287	290	292	288	285	286	283	286
SSI-Related	113	114	121	131	134	138	138	142	144	144	144	149
Waiver	157	161	164	168	168	168	170	166	166	170	172	173
Elderly & Disabled Coverage Total	776	773	787	800	794	796	798	799	800	804	805	812
Family Planning Only Services	78	79	79	77	77	74	77	76	79	83	81	80
Foster Care	5	4	3	3	5	4	4	4	4	5	5	5
Medicare Beneficiaries	55	53	50	48	48	49	49	49	48	48	49	47
Subsidized Adoption	4	4	4	4	4	4	4
Well Woman MA	4	5	4	4	4	4	4	4	4	4	4	4
Other Coverage Total	146	145	140	136	138	135	138	133	135	140	139	136
Total Coverage	3450	3446	3484	3594	3639	3702	3748	3771	3820	3867	3900	3951

WISCONSIN MEDICAID

Note: Wisconsin implemented BadgerCare Plus on 2/01/2008. Because BadgerCare Plus simplified the eligibility determination, categories for Family Coverage were changed from sub-programs to types of individuals. This report shows the number of members certified by each county or tribe. The county of certification may or may not be the county of residence.

COUNTY OR TRIBE: IOWA**2019**

	JAN	FEB	MAR	APR	MAY	JUN	JUL	AUG	SEP	OCT	NOV	DEC
Childless Adults	376	379	381	378	379	388	385	388	378	386	372	384
Children	1373	1374	1382	1363	1382	1340	1275	1260	1257	1262	1273	1252
Income Extensions	257	278	276	291	298	323	372	379	395	395	390	357
Parents/Caretakers	461	469	476	470	473	449	443	457	459	463	458	457
Pregnant Women	64	61	52	57	55	55	53	47	52	50	45	45
Youths Exiting	2	2	2	2	2	3	3	3	3	3	3	1
BadgerCare Plus Total	2533	2563	2569	2561	2589	2558	2531	2534	2544	2559	2541	2496
Institutionalized	76	76	77	76	71	78	77	74	75	76	76	76
Katie Beckett Program	1	1	2	2	2	2	1	1	1	1	1	1
MAPP	172	167	161	164	162	167	163	161	157	152	141	140
SSI	296	295	293	292	292	290	294	295	298	291	297	297
SSI-Related	66	66	64	65	59	63	58	61	76	85	99	102
Waiver	135	135	137	137	142	139	140	145	145	144	145	152
Elderly & Disabled Coverage Total	746	740	734	736	728	739	733	737	752	749	759	768
Family Planning Only Services	89	90	88	90	89	86	91	92	91	77	78	77
Foster Care	15	14	15	15	14	11	11	9	8	5	5	5
Medicare Beneficiaries	71	77	84	77	76	75	76	65	61	61	61	58
Miscellaneous	.	2	1
Subsidized Adoption	5	4	4	4	4	4	4	4	4	4	4	4
Well Woman MA	3	3	4	3	3	3	3	3	3	3	3	3
Other Coverage Total	183	190	196	189	186	179	185	173	167	150	151	147
Total Coverage	3462	3493	3499	3486	3503	3476	3449	3444	3463	3458	3451	3411

WISCONSIN MEDICAID

Note: Wisconsin implemented BadgerCare Plus on 2/01/2008. Because BadgerCare Plus simplified the eligibility determination, categories for Family Coverage were changed from sub-programs to types of individuals. This report shows the number of members certified by each county or tribe. The county of certification may or may not be the county of residence.

COUNTY OR TRIBE: IRON

2024

	JAN	FEB	MAR	APR	MAY	JUN	JUL	AUG	SEP	OCT	NOV	DEC
Childless Adults	5	6	4
Children	13	14	9
Income Extensions	18	18	9
Parents/Caretakers	8	11	6
Pregnant Women	3	3	1
BadgerCare Plus Total	47	52	29
Institutionalized	1	1	1
MAPP	2	2	2
SSI	108	107	110
SSI-Related	1	2	2
Waiver	3	2	2
Elderly & Disabled Coverage Total	115	114	117
Family Planning Only Services	.	2	1
Foster Care	24	24	24
Medicare Beneficiaries	1	1	2
Miscellaneous	1	1	1
Well Woman MA	1	1	1
Other Coverage Total	27	29	29
Total Coverage	189	195	175

WISCONSIN MEDICAID

Note: Wisconsin implemented BadgerCare Plus on 2/01/2008. Because BadgerCare Plus simplified the eligibility determination, categories for Family Coverage were changed from sub-programs to types of individuals. This report shows the number of members certified by each county or tribe. The county of certification may or may not be the county of residence.

COUNTY OR TRIBE: IRON**2023**

	JAN	FEB	MAR	APR	MAY	JUN	JUL	AUG	SEP	OCT	NOV	DEC
Childless Adults	1	2	1	3	4	5	6	6	7	6	4	3
Children	19	16	19	21	20	16	14	14	12	12	11	18
Income Extensions	11	6	9	9	12	11	14	13	16	16	13	13
Parents/Caretakers	7	8	11	12	12	10	9	10	9	8	7	8
Pregnant Women	3	3	3	3	3	1	1	1	1	2	2	2
BadgerCare Plus Total	41	35	43	48	51	43	44	44	45	44	37	44
Institutionalized	1	1	1	1	1	1	1	1
MAPP	1	1	1	1	2	2	2
SSI	119	119	119	117	118	117	113	111	110	108	111	111
SSI-Related	1	1	1	1	1	1
Waiver	.	1	1	.	.	1	1	1	1	2	2	2
Elderly & Disabled Coverage Total	120	121	121	117	118	119	116	115	114	114	117	117
Foster Care	23	24	24	24	24	24	24	26	26	29	28	28
Medicare Beneficiaries	1	1	1	1	1	1	1
Miscellaneous	1	1	1	1	1	1	1	1	1	1	1	1
Well Woman MA	2	2	2	2	2	1	1	1	1	1	1	1
Other Coverage Total	26	27	27	27	27	27	27	29	29	32	31	31
Total Coverage	187	183	191	192	196	189	187	188	188	190	185	192

WISCONSIN MEDICAID

Note: Wisconsin implemented BadgerCare Plus on 2/01/2008. Because BadgerCare Plus simplified the eligibility determination, categories for Family Coverage were changed from sub-programs to types of individuals. This report shows the number of members certified by each county or tribe. The county of certification may or may not be the county of residence.

COUNTY OR TRIBE: IRON

2022

	JAN	FEB	MAR	APR	MAY	JUN	JUL	AUG	SEP	OCT	NOV	DEC
Childless Adults	3	3	2	2	1	1	1	2	2	1	1	2
Children	11	15	11	13	13	10	10	15	15	18	18	18
Income Extensions	3	3	6	6	6	6	10	10	6	6	6	6
Parents/Caretakers	9	11	8	8	9	8	8	8	8	8	8	7
Pregnant Women	2	1	1	1	1	1	1	1	1	3	2	3
BadgerCare Plus Total	28	33	28	30	30	26	30	36	32	36	35	36
Institutionalized	1	.	.	.	1	1	1	1	1	1	1	1
MAPP	.	.	.	1	1	.	.	1	1	1	.	1
SSI	120	119	119	118	118	119	117	119	119	117	118	119
SSI-Related	.	.	.	1	1	1	1	1	1	.	.	.
Waiver	1
Elderly & Disabled Coverage Total	122	119	119	120	121	121	119	122	122	119	119	121
Foster Care	23	23	23	23	23	22	22	22	21	21	22	22
Miscellaneous	1	1	1	1	1	1	1	1	1	1	1	1
Well Woman MA	2	2	2	2	2	2	2	2	2	2	2	2
Other Coverage Total	26	26	26	26	26	25	25	25	24	24	25	25
Total Coverage	176	178	173	176	177	172	174	183	178	179	179	182

WISCONSIN MEDICAID

Note: Wisconsin implemented BadgerCare Plus on 2/01/2008. Because BadgerCare Plus simplified the eligibility determination, categories for Family Coverage were changed from sub-programs to types of individuals. This report shows the number of members certified by each county or tribe. The county of certification may or may not be the county of residence.

COUNTY OR TRIBE: IRON**2021**

	JAN	FEB	MAR	APR	MAY	JUN	JUL	AUG	SEP	OCT	NOV	DEC
Childless Adults	1	1	1	1	3	1	2	2
Children	7	8	8	8	7	7	7	12	6	8	12	11
Income Extensions	2	2
Parents/Caretakers	4	5	5	5	5	4	4	5	6	4	10	9
Pregnant Women	1	1	1	1	1	1	1	3	1	2	3	3
BadgerCare Plus Total	12	14	14	14	14	13	13	21	16	15	29	27
Institutionalized	1	1	1	1	2	2	2	1
SSI	116	117	116	117	117	116	118	118	120	118	120	118
SSI-Related	2	2	2	2	2	2	2	2	2	2	3	2
Waiver	.	.	1	1	1
Elderly & Disabled Coverage Total	118	119	119	120	120	119	121	121	124	122	125	122
Foster Care	15	15	16	16	20	20	23	23	23	22	23	23
Miscellaneous	1	1	1	1	1	1	1	1	1	1	1	1
Well Woman MA	2	2	2	2	2	2	2	2	2	2	2	2
Other Coverage Total	18	18	19	19	23	23	26	26	26	25	26	26
Total Coverage	148	151	152	153	157	155	160	168	166	162	180	175

WISCONSIN MEDICAID

Note: Wisconsin implemented BadgerCare Plus on 2/01/2008. Because BadgerCare Plus simplified the eligibility determination, categories for Family Coverage were changed from sub-programs to types of individuals. This report shows the number of members certified by each county or tribe. The county of certification may or may not be the county of residence.

COUNTY OR TRIBE: IRON**2020**

	JAN	FEB	MAR	APR	MAY	JUN	JUL	AUG	SEP	OCT	NOV	DEC
Childless Adults	1	1
Children	4	7	6	4	5	3	4	4	4	6	6	9
Income Extensions	5	2
Parents/Caretakers	3	3	4	1	2	2	4	5	2	5	6	6
Pregnant Women	.	.	1
BadgerCare Plus Total	13	13	11	5	7	5	8	9	6	11	12	15
Institutionalized	1	1	.	.
SSI	124	125	124	124	123	126	120	121	121	121	119	117
SSI-Related	.	1	1	.	.	.	2	2
Elderly & Disabled Coverage Total	124	126	124	124	123	126	121	121	122	122	121	119
Family Planning Only Services	1	1
Foster Care	11	10	11	11	14	14	14	15	14	15	15	15
Medicare Beneficiaries	1	1	.	.	.
Miscellaneous	1	1	1	1	1	1	1	1	1	1	1	1
Well Woman MA	2	2	2	2	2	2	2	2	2	2	2	2
Other Coverage Total	15	14	14	14	17	17	17	19	18	18	18	18
Total Coverage	152	153	149	143	147	148	146	149	146	151	151	152

WISCONSIN MEDICAID

Note: Wisconsin implemented BadgerCare Plus on 2/01/2008. Because BadgerCare Plus simplified the eligibility determination, categories for Family Coverage were changed from sub-programs to types of individuals. This report shows the number of members certified by each county or tribe. The county of certification may or may not be the county of residence.

COUNTY OR TRIBE: IRON**2019**

	JAN	FEB	MAR	APR	MAY	JUN	JUL	AUG	SEP	OCT	NOV	DEC
Childless Adults	.	.	.	5	3	1	.	.	1	.	.	1
Children	15	17	11	5	6	3	8	10	11	14	8	6
Express Enroll-PW	.	.	1	1
Income Extensions	1	1	3	3	6
Parents/Caretakers	9	11	9	4	3	2	2	2	4	6	4	3
Pregnant Women	1	1	1	.	1	1	.	.
Youths Exiting	1
BadgerCare Plus Total	26	30	21	15	12	6	11	13	17	24	15	16
Institutionalized	1	1	.	.	.	1	.
MAPP	.	1	1	1	.	.	1	1
SSI	122	120	117	118	117	118	120	118	118	121	118	120
SSI-Related	1	2	2	2	1	1	1	2	1	1	2	2
Waiver	.	.	.	1	1	.	.	.
Elderly & Disabled Coverage Total	123	123	120	122	118	120	123	121	120	122	121	122
Family Planning Only Services	2	1	3	2	1
Foster Care	13	15	16	15	16	14	16	16	15	14	14	11
Medicare Beneficiaries	2	.	1	.	.	.	1	.	.	1	.	1
Miscellaneous	1	1	1	1	1	1	1	1
Well Woman MA	1	2	2	2	2	2	2	2	2	2	2	2
Other Coverage Total	17	18	20	18	18	16	19	20	19	21	19	16
Total Coverage	166	171	161	155	148	142	153	154	156	167	155	154

WISCONSIN MEDICAID

Note: Wisconsin implemented BadgerCare Plus on 2/01/2008. Because BadgerCare Plus simplified the eligibility determination, categories for Family Coverage were changed from sub-programs to types of individuals. This report shows the number of members certified by each county or tribe. The county of certification may or may not be the county of residence.

COUNTY OR TRIBE: JACKSON

2024

	JAN	FEB	MAR	APR	MAY	JUN	JUL	AUG	SEP	OCT	NOV	DEC
Childless Adults	7	6	3
Children	11	11	9
Income Extensions	11	10	9
Parents/Caretakers	9	6	7
Pregnant Women	1	1
BadgerCare Plus Total	39	34	28
Institutionalized	1	1	1
SSI	351	351	345
SSI-Related	3	4	3
Elderly & Disabled Coverage Total	355	356	349
Foster Care	197	202	201
Miscellaneous	57	58	58
Well Woman MA	1	1	1
Other Coverage Total	255	261	260
Total Coverage	649	651	637

WISCONSIN MEDICAID

Note: Wisconsin implemented BadgerCare Plus on 2/01/2008. Because BadgerCare Plus simplified the eligibility determination, categories for Family Coverage were changed from sub-programs to types of individuals. This report shows the number of members certified by each county or tribe. The county of certification may or may not be the county of residence.

COUNTY OR TRIBE: JACKSON**2023**

	JAN	FEB	MAR	APR	MAY	JUN	JUL	AUG	SEP	OCT	NOV	DEC
Childless Adults	5	3	1	3	6	6	5	4	4	4	6	5
Children	14	10	7	8	8	9	16	6	6	9	9	8
Income Extensions	2	5	6	6	6	8	9	9	14	15	12	13
Parents/Caretakers	5	7	6	5	6	7	11	7	7	10	12	11
Pregnant Women	2	2	2	3	5	2	.	1	1	.	1	1
BadgerCare Plus Total	28	27	22	25	31	32	41	27	32	38	40	38
Institutionalized	1	2	.	.	.	1	2
MAPP	.	.	1	.	.	1	.	.	1	.	.	.
SSI	392	392	396	395	394	373	371	368	362	357	360	355
SSI-Related	.	.	1	.	1	3	5	6
Waiver	1	1	1	.	.	.	2	1
Elderly & Disabled Coverage Total	393	393	398	395	395	375	374	368	363	360	368	364
Family Planning Only Services	2	2	2	2	1	1
Foster Care	200	196	196	194	193	204	200	193	195	202	197	199
Miscellaneous	44	46	46	46	46	47	46	52	53	54	54	55
Well Woman MA	1	1	1	1	1	1	1	1	1	1	1	1
Other Coverage Total	247	245	245	243	241	253	247	246	249	257	252	255
Total Coverage	668	665	665	663	667	660	662	641	644	655	660	657

WISCONSIN MEDICAID

Note: Wisconsin implemented BadgerCare Plus on 2/01/2008. Because BadgerCare Plus simplified the eligibility determination, categories for Family Coverage were changed from sub-programs to types of individuals. This report shows the number of members certified by each county or tribe. The county of certification may or may not be the county of residence.

COUNTY OR TRIBE: JACKSON

2022

	JAN	FEB	MAR	APR	MAY	JUN	JUL	AUG	SEP	OCT	NOV	DEC
Childless Adults	18	15	9	8	6	6	5	5	8	4	5	4
Children	11	11	7	13	8	5	10	13	16	14	11	22
Income Extensions	10	8	5	2	2	2	3	3	8	7	14	5
Parents/Caretakers	4	5	6	9	4	4	8	9	11	11	9	8
Pregnant Women	3	3	2	2	3	2	4	5	5	3	4	3
BadgerCare Plus Total	46	42	29	34	23	19	30	35	48	39	43	42
Institutionalized	1
Katie Beckett Program	1
SSI	395	394	395	398	398	400	390	384	387	395	394	396
SSI-Related	1	1	1	.	.	1	1	1	1	2	1	1
Elderly & Disabled Coverage Total	398	395	396	398	398	401	391	385	388	397	395	397
Family Planning Only Services	.	.	1	1	1	1	1	1	1	1	2	2
Foster Care	171	174	176	179	183	183	188	189	189	194	198	200
Miscellaneous	41	40	41	41	41	41	41	42	43	43	43	44
Well Woman MA	1	1	1	1	1	1	1	1	1	1	1	1
Other Coverage Total	213	215	219	222	226	226	231	233	234	239	244	247
Total Coverage	657	652	644	654	647	646	652	653	670	675	682	686

WISCONSIN MEDICAID

Note: Wisconsin implemented BadgerCare Plus on 2/01/2008. Because BadgerCare Plus simplified the eligibility determination, categories for Family Coverage were changed from sub-programs to types of individuals. This report shows the number of members certified by each county or tribe. The county of certification may or may not be the county of residence.

COUNTY OR TRIBE: JACKSON**2021**

	JAN	FEB	MAR	APR	MAY	JUN	JUL	AUG	SEP	OCT	NOV	DEC
Childless Adults	4	4	5	5	5	6	6	5	10	11	13	13
Children	34	37	28	21	25	17	12	12	15	7	10	7
Income Extensions	2	2	3	2	4	3	1	2	2	4	14	17
Parents/Caretakers	21	25	17	15	17	11	13	14	14	12	9	7
Pregnant Women	5	3	2	2	2	2	1	1	1	1	1	1
BadgerCare Plus Total	66	71	55	45	53	39	33	34	42	35	47	45
Institutionalized	2	2	2	2	2	2	2	2	1	1	1	1
Katie Beckett Program	1	1	1	1	1	1	1	1	1	1	1	1
MAPP	1	1
SSI	383	383	385	384	383	382	380	383	384	390	390	396
SSI-Related	1	1	1	2	2
Elderly & Disabled Coverage Total	388	388	388	387	386	385	383	386	386	393	394	400
Family Planning Only Services	1	1	.	.	1	1	1
Foster Care	142	143	151	153	153	155	164	167	170	170	169	169
Miscellaneous	38	38	38	38	38	38	38	38	38	38	38	38
Well Woman MA	.	.	1	1	1	1	1	1	1	1	1	1
Other Coverage Total	181	182	190	192	193	195	204	206	209	209	208	208
Total Coverage	635	641	633	624	632	619	620	626	637	637	649	653

WISCONSIN MEDICAID

Note: Wisconsin implemented BadgerCare Plus on 2/01/2008. Because BadgerCare Plus simplified the eligibility determination, categories for Family Coverage were changed from sub-programs to types of individuals. This report shows the number of members certified by each county or tribe. The county of certification may or may not be the county of residence.

COUNTY OR TRIBE: JACKSON**2020**

	JAN	FEB	MAR	APR	MAY	JUN	JUL	AUG	SEP	OCT	NOV	DEC
Childless Adults	5	6	5	4	5	7	4	6	11	4	6	4
Children	32	27	34	33	35	36	26	29	32	34	31	33
Income Extensions	8	14	10	4	2	4	5	5	2	2	5	2
Parents/Caretakers	5	8	8	10	14	11	11	14	16	18	18	22
Pregnant Women	1	3	3	3	4	6	4	5	4	4	6	3
Youths Exiting	1	1	1	.	.	.
BadgerCare Plus Total	51	58	60	54	60	64	51	60	66	62	66	64
Institutionalized	1	1	1	1	1	1	1	2	2	2	2	2
Katie Beckett Program	.	.	.	1	1	1	1	1	1	1	1	1
SSI	372	370	368	368	366	366	366	374	376	381	383	383
SSI-Related	4	5	1	1	2	1	1	2	1	1	1	2
Waiver	1	.	1	1	1	1
Elderly & Disabled Coverage Total	377	376	370	371	370	369	370	379	381	386	388	389
Family Planning Only Services	2	.	1	1
Foster Care	143	138	129	129	127	129	130	130	132	137	138	141
Medicare Beneficiaries	1	.	1
Miscellaneous	26	27	32	32	34	34	35	36	36	36	36	36
Well Woman MA	1	1	1	1	1	1	1
Other Coverage Total	173	166	164	163	162	164	166	166	168	173	174	177
Total Coverage	601	600	594	588	592	597	587	605	615	621	628	630

WISCONSIN MEDICAID

Note: Wisconsin implemented BadgerCare Plus on 2/01/2008. Because BadgerCare Plus simplified the eligibility determination, categories for Family Coverage were changed from sub-programs to types of individuals. This report shows the number of members certified by each county or tribe. The county of certification may or may not be the county of residence.

COUNTY OR TRIBE: JACKSON**2019**

	JAN	FEB	MAR	APR	MAY	JUN	JUL	AUG	SEP	OCT	NOV	DEC
Childless Adults	8	7	8	1	1	3	3	8	8	4	4	6
Children	17	13	21	11	14	20	18	19	37	44	44	33
Income Extensions	7	11	11	5	8	6	4	10	4	5	8	6
Parents/Caretakers	9	9	10	7	7	9	9	5	13	12	12	6
Pregnant Women	3	1	2	.	.	2	4	2	2	4	4	3
Youths Exiting	1	1	1	1
BadgerCare Plus Total	44	41	52	24	30	40	38	44	65	70	73	55
Institutionalized	1
MAPP	.	.	1	1	2	1	1	1	1	.	1	.
SSI	378	372	373	369	367	366	372	368	367	365	370	370
SSI-Related	1	1	1	2	.	.	1	1	1	.	3	5
Waiver	2	.	1	.	.	1	1	1	4	3	1	1
Elderly & Disabled Coverage Total	381	373	376	372	369	368	376	371	373	368	375	376
Family Planning Only Services	1	1	.
Foster Care	134	135	132	126	125	129	135	141	142	137	141	137
Medicare Beneficiaries	.	1	2
Miscellaneous	22	22	22	22	25	25	25	25	25	25	25	27
Well Woman MA	2	2	2	2	2	2	2	2	2	2	2	2
Other Coverage Total	159	160	156	150	152	156	162	168	169	164	169	168
Total Coverage	584	574	584	546	551	564	576	583	607	602	617	599

WISCONSIN MEDICAID

Note: Wisconsin implemented BadgerCare Plus on 2/01/2008. Because BadgerCare Plus simplified the eligibility determination, categories for Family Coverage were changed from sub-programs to types of individuals. This report shows the number of members certified by each county or tribe. The county of certification may or may not be the county of residence.

COUNTY OR TRIBE: JEFFERSON**2024**

	JAN	FEB	MAR	APR	MAY	JUN	JUL	AUG	SEP	OCT	NOV	DEC
Childless Adults	2330	2248	2119
Children	4099	4220	4391
Income Extensions	3461	3217	2928
Parents/Caretakers	1477	1455	1434
Pregnant Women	288	263	236
Youths Exiting	7	6	7
BadgerCare Plus Total	11662	11409	11115
Institutionalized	96	91	92
MAPP	679	670	633
SSI	1021	1009	1006
SSI-Related	649	662	664
Waiver	625	610	628
Elderly & Disabled Coverage Total	3070	3042	3023
Family Planning Only Services	247	238	228
Foster Care	129	132	137
Medicare Beneficiaries	154	144	157
Miscellaneous	39	43	46
Subsidized Adoption	1	1	1
Well Woman MA	4	4	4
Other Coverage Total	574	562	573
Total Coverage	15306	15013	14711

WISCONSIN MEDICAID

Note: Wisconsin implemented BadgerCare Plus on 2/01/2008. Because BadgerCare Plus simplified the eligibility determination, categories for Family Coverage were changed from sub-programs to types of individuals. This report shows the number of members certified by each county or tribe. The county of certification may or may not be the county of residence.

COUNTY OR TRIBE: JEFFERSON**2023**

	JAN	FEB	MAR	APR	MAY	JUN	JUL	AUG	SEP	OCT	NOV	DEC
Childless Adults	2945	3004	3025	3035	3056	3002	2892	2780	2660	2591	2505	2406
Children	5310	5324	5312	5345	5352	5198	4963	4702	4496	4408	4274	4160
Express Enroll-Children	1	1	1	1	1	1	1	1	1	1	1	.
Income Extensions	3029	3091	3111	3125	3148	3150	3186	3296	3336	3394	3456	3469
Parents/Caretakers	1754	1746	1809	1844	1834	1801	1726	1672	1610	1589	1523	1480
Pregnant Women	415	426	432	438	451	363	356	354	356	343	334	306
Youths Exiting	11	11	12	12	11	10	12	12	7	7	7	7
BadgerCare Plus Total	13465	13603	13702	13800	13853	13525	13136	12817	12466	12333	12100	11828
Institutionalized	90	89	90	86	85	109	113	113	99	102	104	101
MAPP	561	565	563	565	569	624	620	617	626	635	656	670
SSI	1081	1083	1101	1098	1099	1077	1082	1084	1080	1076	1046	1034
SSI-Related	594	595	594	602	598	659	653	644	638	640	647	647
Waiver	841	840	842	840	839	671	666	666	650	648	631	622
Elderly & Disabled Coverage Total	3167	3172	3190	3191	3190	3140	3134	3124	3093	3101	3084	3074
Family Planning Only Services	351	357	359	359	364	352	343	320	285	276	262	248
Foster Care	122	123	124	126	130	130	130	133	132	130	128	129
Medicare Beneficiaries	146	146	147	147	142	150	147	140	144	139	137	137
Miscellaneous	72	72	72	72	73	100	84	53	36	37	39	39
Subsidized Adoption	1	1	1	1	1	1	1	1	1	1	1	1
Well Woman MA	4	4	4	4	4	4	3	3	3	3	3	4
Other Coverage Total	696	703	707	709	714	737	708	650	601	586	570	558
Total Coverage	17328	17478	17599	17700	17757	17402	16978	16591	16160	16020	15754	15460

WISCONSIN MEDICAID

Note: Wisconsin implemented BadgerCare Plus on 2/01/2008. Because BadgerCare Plus simplified the eligibility determination, categories for Family Coverage were changed from sub-programs to types of individuals. This report shows the number of members certified by each county or tribe. The county of certification may or may not be the county of residence.

COUNTY OR TRIBE: JEFFERSON**2022**

	JAN	FEB	MAR	APR	MAY	JUN	JUL	AUG	SEP	OCT	NOV	DEC
Childless Adults	2562	2580	2603	2638	2664	2685	2724	2745	2788	2808	2840	2892
Children	5346	5336	5337	5354	5340	5356	5331	5357	5348	5324	5311	5337
Express Enroll-Children	1	1	1	1	1	1	1	1	1	1	1	1
Income Extensions	2356	2381	2442	2495	2579	2637	2677	2719	2766	2831	2895	2980
Parents/Caretakers	1750	1765	1774	1789	1785	1788	1786	1788	1776	1762	1756	1767
Pregnant Women	370	360	362	365	362	376	376	373	369	384	391	400
Youths Exiting	12	14	13	13	11	12	12	13	11	12	12	12
BadgerCare Plus Total	12397	12437	12532	12655	12742	12855	12907	12996	13059	13122	13206	13389
Institutionalized	95	98	100	102	104	102	103	100	98	97	95	89
MAPP	539	520	515	518	519	531	544	546	551	552	552	556
SSI	1032	1029	1029	1029	1031	1041	1040	1046	1053	1061	1070	1079
SSI-Related	520	528	537	550	555	561	563	574	578	587	592	588
Waiver	799	819	828	825	838	836	822	828	821	824	820	837
Elderly & Disabled Coverage Total	2985	2994	3009	3024	3047	3071	3072	3094	3101	3121	3129	3149
Family Planning Only Services	349	342	339	340	342	338	341	339	337	337	343	346
Foster Care	106	111	112	110	111	111	116	116	114	115	120	119
Medicare Beneficiaries	156	153	155	153	150	150	150	149	150	151	148	150
Miscellaneous	59	59	59	63	64	65	67	68	69	68	70	71
Subsidized Adoption	2	2	2	2	2	2	2	2	2	2	2	1
Well Woman MA	4	4	4	4	4	4	4	4	4	4	4	4
Other Coverage Total	676	671	671	672	673	670	680	678	676	677	687	691
Total Coverage	16058	16102	16212	16351	16462	16596	16659	16768	16836	16920	17022	17229

WISCONSIN MEDICAID

Note: Wisconsin implemented BadgerCare Plus on 2/01/2008. Because BadgerCare Plus simplified the eligibility determination, categories for Family Coverage were changed from sub-programs to types of individuals. This report shows the number of members certified by each county or tribe. The county of certification may or may not be the county of residence.

COUNTY OR TRIBE: JEFFERSON**2021**

	JAN	FEB	MAR	APR	MAY	JUN	JUL	AUG	SEP	OCT	NOV	DEC
Childless Adults	2180	2222	2254	2284	2317	2348	2370	2402	2427	2457	2483	2528
Children	5369	5398	5392	5391	5396	5430	5455	5480	5461	5399	5342	5327
Express Enroll-Children	1	1	1	1	1	1	1	1	1	1	1	1
Income Extensions	1502	1553	1605	1646	1682	1745	1792	1830	1905	2056	2195	2302
Parents/Caretakers	1835	1826	1837	1851	1856	1876	1875	1883	1867	1812	1761	1740
Pregnant Women	301	316	316	332	331	333	341	349	349	353	365	372
Youths Exiting	9	9	10	11	11	11	12	12	11	11	11	12
BadgerCare Plus Total	11197	11325	11415	11516	11594	11744	11846	11957	12021	12089	12158	12282
Institutionalized	100	94	94	96	97	98	97	104	107	101	93	97
MAPP	501	503	505	516	520	522	516	517	521	523	525	535
SSI	1008	1005	1009	1014	1012	1020	1022	1023	1023	1026	1027	1033
SSI-Related	472	477	483	489	491	500	503	507	507	508	514	518
Waiver	805	803	806	807	812	790	791	784	791	795	800	799
Elderly & Disabled Coverage Total	2886	2882	2897	2922	2932	2930	2929	2935	2949	2953	2959	2982
Family Planning Only Services	336	338	336	332	340	349	349	349	351	351	346	349
Foster Care	99	95	100	99	98	103	101	100	98	99	103	106
Medicare Beneficiaries	170	168	169	163	163	161	157	159	160	161	161	157
Miscellaneous	39	43	46	50	50	51	54	55	55	57	60	60
Subsidized Adoption	2	2	2	2	2	2	2	2	2	2	2	2
Well Woman MA	6	6	5	5	5	4	4	4	4	4	4	4
Other Coverage Total	652	652	658	651	658	670	667	669	670	674	676	678
Total Coverage	14735	14859	14970	15089	15184	15344	15442	15561	15640	15716	15793	15942

WISCONSIN MEDICAID

Note: Wisconsin implemented BadgerCare Plus on 2/01/2008. Because BadgerCare Plus simplified the eligibility determination, categories for Family Coverage were changed from sub-programs to types of individuals. This report shows the number of members certified by each county or tribe. The county of certification may or may not be the county of residence.

COUNTY OR TRIBE: JEFFERSON**2020**

	JAN	FEB	MAR	APR	MAY	JUN	JUL	AUG	SEP	OCT	NOV	DEC
Childless Adults	1411	1399	1405	1520	1624	1691	1760	1822	1875	1942	2024	2131
Children	4727	4794	4771	4959	5040	5084	5173	5229	5268	5273	5292	5321
Express Enroll-Children	1	1	1
Income Extensions	1084	1060	1054	1059	1050	1083	1093	1161	1240	1328	1407	1441
Parents/Caretakers	1409	1436	1449	1544	1628	1663	1709	1745	1759	1770	1779	1805
Pregnant Women	204	205	214	223	236	240	259	270	276	278	282	292
Youths Exiting	6	6	8	8	8	8	8	8	9	9	9	9
BadgerCare Plus Total	8841	8900	8901	9313	9586	9769	10002	10235	10427	10601	10794	11000
Institutionalized	121	125	120	119	119	120	123	120	117	118	118	104
Katie Beckett Program	6	7	7	7	7
MAPP	482	477	475	473	460	459	460	468	482	493	497	501
SSI	969	967	971	974	974	975	971	971	983	995	997	1003
SSI-Related	342	361	369	384	413	436	440	449	461	463	459	459
Waiver	756	761	754	772	789	793	795	798	800	808	810	813
Elderly & Disabled Coverage Total	2676	2698	2696	2729	2762	2783	2789	2806	2843	2877	2881	2880
Family Planning Only Services	295	298	293	294	297	301	304	311	319	326	330	331
Foster Care	97	93	90	95	98	98	104	103	102	103	101	100
Medicare Beneficiaries	203	196	188	185	182	176	171	170	168	164	168	169
Miscellaneous	28	27	31	31	32	32	34	36	36	36	37	38
Subsidized Adoption	2	2	2	2	2	2	2	2	2	2	2	2
TB-Related	1	1
Well Woman MA	5	5	6	6	6	6	6	6	6	6	6	6
Other Coverage Total	631	622	610	613	617	615	621	628	633	637	644	646
Total Coverage	12148	12220	12207	12655	12965	13167	13412	13669	13903	14115	14319	14526

WISCONSIN MEDICAID

Note: Wisconsin implemented BadgerCare Plus on 2/01/2008. Because BadgerCare Plus simplified the eligibility determination, categories for Family Coverage were changed from sub-programs to types of individuals. This report shows the number of members certified by each county or tribe. The county of certification may or may not be the county of residence.

COUNTY OR TRIBE: JEFFERSON**2019**

	JAN	FEB	MAR	APR	MAY	JUN	JUL	AUG	SEP	OCT	NOV	DEC
Childless Adults	1424	1422	1422	1413	1397	1409	1398	1434	1388	1399	1419	1430
Children	5136	5076	5038	5012	5041	5057	4976	4941	4871	4825	4781	4765
Income Extensions	628	676	709	753	772	806	884	896	951	1017	1087	1116
Parents/Caretakers	1464	1471	1481	1479	1503	1494	1475	1473	1429	1433	1410	1412
Pregnant Women	207	212	205	194	195	207	209	209	199	192	194	200
Youths Exiting	9	9	8	9	8	9	8	8	9	10	9	8
BadgerCare Plus Total	8868	8866	8863	8860	8916	8982	8950	8961	8847	8876	8900	8931
Institutionalized	129	126	127	127	120	121	119	108	103	109	109	110
Katie Beckett Program	6	6	6	5	5	5	4	4	5	5	5	5
MAPP	508	528	526	532	534	536	536	534	521	501	484	484
SSI	984	984	990	978	990	995	976	970	961	967	961	964
SSI-Related	201	195	194	202	209	202	200	212	266	300	323	330
Waiver	769	769	768	763	765	763	759	771	777	774	778	777
Elderly & Disabled Coverage Total	2597	2608	2611	2607	2623	2622	2594	2599	2633	2656	2660	2670
Family Planning Only Services	332	321	316	308	309	312	316	313	316	313	309	313
Foster Care	83	82	85	90	91	94	98	99	102	108	105	103
Medicare Beneficiaries	265	254	256	256	244	255	253	249	214	208	208	196
Miscellaneous	24	25	25	24	26	27	24	28	30	30	27	28
Subsidized Adoption	1	1	1	1	1	1	1	1	1	1	2	2
TB-Related	.	.	1	1	1	1	1	1	1	1	1	1
Well Woman MA	5	5	5	5	5	5	5	5	5	5	5	5
Other Coverage Total	710	688	689	685	677	695	698	696	669	666	657	648
Total Coverage	12175	12162	12163	12152	12216	12299	12242	12256	12149	12198	12217	12249

WISCONSIN MEDICAID

Note: Wisconsin implemented BadgerCare Plus on 2/01/2008. Because BadgerCare Plus simplified the eligibility determination, categories for Family Coverage were changed from sub-programs to types of individuals. This report shows the number of members certified by each county or tribe. The county of certification may or may not be the county of residence.

COUNTY OR TRIBE: JUNEAU

2024

	JAN	FEB	MAR	APR	MAY	JUN	JUL	AUG	SEP	OCT	NOV	DEC
Childless Adults	508	485	429
Children	572	607	647
Income Extensions	614	571	457
Parents/Caretakers	306	294	297
Pregnant Women	56	59	50
Youths Exiting	1	1	1
BadgerCare Plus Total	2057	2017	1881
Institutionalized	92	91	85
MAPP	353	346	367
SSI	580	575	585
SSI-Related	343	356	386
Waiver	205	204	205
Elderly & Disabled Coverage Total	1573	1572	1628
Family Planning Only Services	66	62	64
Foster Care	68	69	65
Medicare Beneficiaries	95	97	116
Miscellaneous	9	9	9
Subsidized Adoption	1	1	1
Well Woman MA	4	4	4
Other Coverage Total	243	242	259
Total Coverage	3873	3831	3768

WISCONSIN MEDICAID

Note: Wisconsin implemented BadgerCare Plus on 2/01/2008. Because BadgerCare Plus simplified the eligibility determination, categories for Family Coverage were changed from sub-programs to types of individuals. This report shows the number of members certified by each county or tribe. The county of certification may or may not be the county of residence.

COUNTY OR TRIBE: JUNEAU**2023**

	JAN	FEB	MAR	APR	MAY	JUN	JUL	AUG	SEP	OCT	NOV	DEC
Childless Adults	903	891	886	892	894	865	826	734	661	604	559	531
Children	1020	1005	1000	998	976	905	877	802	746	649	612	604
Income Extensions	741	746	728	733	759	747	753	717	696	649	629	635
Parents/Caretakers	469	467	465	476	473	453	439	415	378	321	307	309
Pregnant Women	104	97	100	103	95	85	82	79	66	60	57	50
Youths Exiting	2	2	2	2	2	2	1	1	1	1	1	1
BadgerCare Plus Total	3239	3208	3181	3204	3199	3057	2978	2748	2548	2284	2165	2130
Institutionalized	71	72	79	79	80	99	98	90	87	87	89	90
MAPP	381	373	368	368	367	376	369	369	365	357	358	356
SSI	617	623	619	621	620	596	601	600	607	607	604	593
SSI-Related	424	423	419	417	420	412	408	382	370	367	360	344
Waiver	245	243	245	246	244	218	208	205	208	205	206	205
Elderly & Disabled Coverage Total	1738	1734	1730	1731	1731	1701	1684	1646	1637	1623	1617	1588
Family Planning Only Services	97	92	86	86	88	92	87	80	76	80	77	72
Foster Care	68	71	72	72	73	71	67	71	67	66	67	66
Medicare Beneficiaries	103	104	105	107	106	110	110	105	101	94	92	96
Miscellaneous	10	10	10	10	10	12	13	11	9	9	9	9
Subsidized Adoption	1	1	1	1	1	1	1	1	1	1	1	1
Well Woman MA	5	5	5	5	5	5	6	6	4	4	4	4
Other Coverage Total	284	283	279	281	283	291	284	274	258	254	250	248
Total Coverage	5261	5225	5190	5216	5213	5049	4946	4668	4443	4161	4032	3966

WISCONSIN MEDICAID

Note: Wisconsin implemented BadgerCare Plus on 2/01/2008. Because BadgerCare Plus simplified the eligibility determination, categories for Family Coverage were changed from sub-programs to types of individuals. This report shows the number of members certified by each county or tribe. The county of certification may or may not be the county of residence.

COUNTY OR TRIBE: JUNEAU**2022**

	JAN	FEB	MAR	APR	MAY	JUN	JUL	AUG	SEP	OCT	NOV	DEC
Childless Adults	780	775	785	792	797	814	827	840	843	851	868	892
Children	994	1008	996	986	986	985	979	990	999	992	991	997
Income Extensions	582	601	625	630	647	659	678	668	694	704	709	722
Parents/Caretakers	451	460	461	463	454	456	456	466	470	463	466	468
Pregnant Women	87	89	86	89	92	90	93	92	90	93	99	101
Youths Exiting	1	1	1	2	2	2	2	2	2	2	2	2
BadgerCare Plus Total	2895	2934	2954	2962	2978	3006	3035	3058	3098	3105	3135	3182
Institutionalized	94	95	94	93	93	89	84	78	76	78	77	72
MAPP	366	366	369	363	363	358	376	379	378	375	374	377
SSI	622	626	627	625	620	619	602	609	607	607	615	613
SSI-Related	432	439	440	433	435	436	434	434	430	432	434	427
Waiver	239	244	248	249	246	243	240	251	247	251	252	248
Elderly & Disabled Coverage Total	1753	1770	1778	1763	1757	1745	1736	1751	1738	1743	1752	1737
Family Planning Only Services	86	84	84	89	90	94	95	94	92	97	97	99
Foster Care	56	61	60	64	65	65	66	65	60	66	65	68
Medicare Beneficiaries	114	114	112	110	110	114	113	108	109	107	106	103
Miscellaneous	6	7	7	7	7	7	7	5	10	10	10	10
Subsidized Adoption	1	1	1	1	1	1	1
Well Woman MA	4	4	5	5	4	4	4	4	5	5	5	5
Other Coverage Total	266	270	268	275	276	285	286	277	277	286	284	286
Total Coverage	4914	4974	5000	5000	5011	5036	5057	5086	5113	5134	5171	5205

WISCONSIN MEDICAID

Note: Wisconsin implemented BadgerCare Plus on 2/01/2008. Because BadgerCare Plus simplified the eligibility determination, categories for Family Coverage were changed from sub-programs to types of individuals. This report shows the number of members certified by each county or tribe. The county of certification may or may not be the county of residence.

COUNTY OR TRIBE: JUNEAU

2021

	JAN	FEB	MAR	APR	MAY	JUN	JUL	AUG	SEP	OCT	NOV	DEC
Childless Adults	654	690	725	714	704	692	705	707	718	731	736	756
Children	1016	1041	1051	1006	989	971	966	974	983	996	982	980
Income Extensions	356	372	398	399	385	396	418	447	463	491	565	583
Parents/Caretakers	456	482	491	471	456	452	442	437	439	444	438	442
Pregnant Women	74	77	86	79	81	87	92	92	90	90	85	86
Youths Exiting	3	3	3	3	2	1	1	1	1	1	1	1
BadgerCare Plus Total	2559	2665	2754	2672	2617	2599	2624	2658	2694	2753	2807	2848
Institutionalized	116	110	112	115	113	113	114	114	109	108	105	99
MAPP	121	124	125	126	127	128	184	213	241	249	270	309
SSI	639	639	636	637	635	629	632	633	632	632	630	626
SSI-Related	190	194	192	194	192	194	253	265	279	306	322	348
Waiver	220	226	232	229	233	230	227	231	231	236	235	236
Elderly & Disabled Coverage Total	1286	1293	1297	1301	1300	1294	1410	1456	1492	1531	1562	1618
Family Planning Only Services	90	93	96	92	85	84	87	87	87	87	88	88
Foster Care	55	56	54	51	51	52	52	53	55	55	53	55
Medicare Beneficiaries	54	51	50	48	49	50	68	76	79	83	89	92
Miscellaneous	4	4	6	6	6	6	6	6	6	6	6	6
Well Woman MA	3	3	3	3	3	4	4	3	3	4	4	4
Other Coverage Total	206	207	209	200	194	196	217	225	230	235	240	245
Total Coverage	4051	4165	4260	4173	4111	4089	4251	4339	4416	4519	4609	4711

WISCONSIN MEDICAID

Note: Wisconsin implemented BadgerCare Plus on 2/01/2008. Because BadgerCare Plus simplified the eligibility determination, categories for Family Coverage were changed from sub-programs to types of individuals. This report shows the number of members certified by each county or tribe. The county of certification may or may not be the county of residence.

COUNTY OR TRIBE: JUNEAU**2020**

	JAN	FEB	MAR	APR	MAY	JUN	JUL	AUG	SEP	OCT	NOV	DEC
Childless Adults	384	396	413	468	532	555	590	593	604	597	608	628
Children	887	880	864	945	995	990	999	1002	986	964	981	986
Income Extensions	219	244	259	253	256	273	258	266	287	296	324	323
Parents/Caretakers	347	343	351	398	434	451	447	440	431	422	431	439
Pregnant Women	56	52	53	61	66	60	62	60	66	63	65	65
Youths Exiting	4	4	3	4	4	4	4	4	4	3	3	3
BadgerCare Plus Total	1897	1919	1943	2129	2287	2333	2360	2365	2378	2345	2412	2444
Institutionalized	106	115	122	125	126	122	121	123	119	120	120	118
MAPP	149	151	148	145	139	135	132	129	124	120	118	122
SSI	623	615	608	618	617	618	624	628	630	640	637	639
SSI-Related	150	160	161	168	181	182	182	184	181	187	192	193
Waiver	218	213	216	219	225	232	231	228	227	221	220	219
Elderly & Disabled Coverage Total	1246	1254	1255	1275	1288	1289	1290	1292	1281	1288	1287	1291
Family Planning Only Services	82	86	88	95	89	89	95	92	95	96	92	90
Foster Care	42	48	47	44	42	44	43	45	45	47	48	49
Medicare Beneficiaries	90	91	84	83	77	77	71	66	64	57	56	55
Miscellaneous	1	.	1	1	1	1	1	3	3	4	4	4
Well Woman MA	3	3	4	4	3	3	3	3	3	3	3	3
Other Coverage Total	218	228	224	227	212	214	213	209	210	207	203	201
Total Coverage	3361	3401	3422	3631	3787	3836	3863	3866	3869	3840	3902	3936

WISCONSIN MEDICAID

Note: Wisconsin implemented BadgerCare Plus on 2/01/2008. Because BadgerCare Plus simplified the eligibility determination, categories for Family Coverage were changed from sub-programs to types of individuals. This report shows the number of members certified by each county or tribe. The county of certification may or may not be the county of residence.

COUNTY OR TRIBE: JUNEAU**2019**

	JAN	FEB	MAR	APR	MAY	JUN	JUL	AUG	SEP	OCT	NOV	DEC
Childless Adults	391	396	400	383	395	416	419	437	435	395	389	391
Children	1087	1094	1080	1010	1018	1022	1028	1097	1059	885	882	867
Income Extensions	230	239	230	229	254	264	289	303	302	250	255	240
Parents/Caretakers	427	437	434	422	423	427	416	455	441	373	356	336
Pregnant Women	47	43	48	46	50	53	59	63	54	51	52	52
Youths Exiting	.	.	1	1	1	2	2	2	2	3	2	2
BadgerCare Plus Total	2182	2209	2193	2091	2141	2184	2213	2357	2293	1957	1936	1888
Institutionalized	98	102	100	102	101	97	102	104	98	106	102	103
MAPP	163	167	161	160	158	152	159	165	156	150	144	147
SSI	626	622	621	622	634	641	639	632	631	633	634	632
SSI-Related	86	88	87	88	85	87	86	88	123	121	145	147
Waiver	201	205	200	198	200	200	200	196	203	209	212	214
Elderly & Disabled Coverage Total	1174	1184	1169	1170	1178	1177	1186	1185	1211	1219	1237	1243
Family Planning Only Services	90	92	92	90	84	94	90	97	89	88	82	81
Foster Care	60	56	58	60	61	63	62	63	52	52	48	48
Medicare Beneficiaries	148	138	136	126	125	133	134	125	101	104	90	91
Miscellaneous	3	1	1	1	1	1	2	1	1	1	1	1
Well Woman MA	2	2	2	2	2	3	3	3	3	3	3	3
Other Coverage Total	303	289	289	279	273	294	291	289	246	248	224	224
Total Coverage	3659	3682	3651	3540	3592	3655	3690	3831	3750	3424	3397	3355

WISCONSIN MEDICAID

Note: Wisconsin implemented BadgerCare Plus on 2/01/2008. Because BadgerCare Plus simplified the eligibility determination, categories for Family Coverage were changed from sub-programs to types of individuals. This report shows the number of members certified by each county or tribe. The county of certification may or may not be the county of residence.

COUNTY OR TRIBE: KENOSHA

2024

	JAN	FEB	MAR	APR	MAY	JUN	JUL	AUG	SEP	OCT	NOV	DEC
Childless Adults	7199	6871	6591
Children	10281	10673	11068
Express Enroll-PW	1
Income Extensions	9159	8541	7677
Parents/Caretakers	4234	4231	4119
Pregnant Women	703	673	637
Youths Exiting	18	18	17
BadgerCare Plus Total	31595	31007	30109
Institutionalized	285	286	284
MAPP	1301	1202	1149
SSI	3270	3217	3185
SSI-Related	1460	1430	1411
Waiver	1300	1300	1319
Elderly & Disabled Coverage Total	7616	7435	7348
Family Planning Only Services	817	801	808
Foster Care	759	765	780
Medicare Beneficiaries	305	356	366
Miscellaneous	64	66	68
Subsidized Adoption	5	5	5
Well Woman MA	6	6	6
Other Coverage Total	1956	1999	2033
Total Coverage	41167	40441	39490

WISCONSIN MEDICAID

Note: Wisconsin implemented BadgerCare Plus on 2/01/2008. Because BadgerCare Plus simplified the eligibility determination, categories for Family Coverage were changed from sub-programs to types of individuals. This report shows the number of members certified by each county or tribe. The county of certification may or may not be the county of residence.

COUNTY OR TRIBE: KENOSHA**2023**

	JAN	FEB	MAR	APR	MAY	JUN	JUL	AUG	SEP	OCT	NOV	DEC
Childless Adults	9370	9423	9523	9604	9641	9408	9020	8684	8181	7906	7664	7424
Children	13229	13218	13156	13186	13176	12656	12032	11526	11044	10978	10786	10450
Express Enroll-PW	1	1	1	.
Income Extensions	8265	8411	8441	8490	8526	8513	8651	8728	8860	8875	8975	9081
Parents/Caretakers	5032	5020	5114	5172	5230	5109	4960	4845	4684	4604	4515	4364
Pregnant Women	1115	1117	1105	1117	1126	928	892	851	842	819	785	733
Youths Exiting	19	20	20	20	19	18	18	16	17	17	16	16
BadgerCare Plus Total	37030	37209	37359	37589	37718	36632	35573	34650	33629	33200	32742	32068
Institutionalized	242	240	240	245	246	286	273	271	271	277	278	276
MAPP	1179	1184	1184	1180	1175	1250	1240	1233	1231	1251	1288	1303
SSI	3555	3566	3590	3614	3625	3396	3388	3391	3394	3370	3326	3302
SSI-Related	1597	1601	1615	1614	1627	1616	1594	1558	1535	1534	1500	1471
Waiver	1566	1556	1553	1543	1544	1418	1389	1381	1363	1352	1334	1313
Elderly & Disabled Coverage Total	8139	8147	8182	8196	8217	7966	7884	7834	7794	7784	7726	7665
Family Planning Only Services	1090	1105	1111	1104	1110	1090	1008	944	865	839	826	788
Foster Care	664	681	695	708	721	734	734	750	753	764	771	771
Medicare Beneficiaries	297	300	300	297	301	305	312	308	308	310	308	296
Miscellaneous	103	104	103	105	112	149	100	71	55	60	61	66
Subsidized Adoption	3	3	3	3	3	3	3	3	3	3	5	5
Well Woman MA	11	11	10	11	11	11	10	9	8	8	7	7
Other Coverage Total	2168	2204	2222	2228	2258	2292	2167	2085	1992	1984	1978	1933
Total Coverage	47337	47560	47763	48013	48193	46890	45624	44569	43415	42968	42446	41666

WISCONSIN MEDICAID

Note: Wisconsin implemented BadgerCare Plus on 2/01/2008. Because BadgerCare Plus simplified the eligibility determination, categories for Family Coverage were changed from sub-programs to types of individuals. This report shows the number of members certified by each county or tribe. The county of certification may or may not be the county of residence.

COUNTY OR TRIBE: KENOSHA**2022**

	JAN	FEB	MAR	APR	MAY	JUN	JUL	AUG	SEP	OCT	NOV	DEC
Childless Adults	8380	8452	8555	8645	8706	8769	8885	8938	9007	9083	9190	9288
Children	13621	13580	13490	13399	13337	13350	13347	13353	13332	13274	13248	13221
Express Enroll-PW	.	2
Income Extensions	6033	6192	6498	6744	6920	7085	7305	7447	7636	7809	7929	8087
Parents/Caretakers	5205	5265	5210	5149	5142	5140	5125	5137	5087	5079	5070	5027
Pregnant Women	990	984	1009	1006	1017	1027	1019	1040	1052	1066	1066	1101
Youths Exiting	18	18	18	19	19	19	19	19	18	18	18	19
BadgerCare Plus Total	34247	34493	34780	34962	35141	35390	35700	35934	36132	36329	36521	36743
Institutionalized	295	282	285	275	272	269	253	250	248	246	241	240
MAPP	1109	1086	1077	1076	1078	1076	1136	1143	1155	1163	1168	1172
SSI	3465	3474	3494	3480	3488	3503	3485	3499	3526	3537	3554	3564
SSI-Related	1526	1532	1539	1556	1571	1564	1540	1541	1551	1553	1576	1584
Waiver	1543	1568	1575	1578	1578	1586	1559	1561	1571	1590	1585	1581
Elderly & Disabled Coverage Total	7938	7942	7970	7965	7987	7998	7973	7994	8051	8089	8124	8141
Family Planning Only Services	1084	1085	1088	1075	1075	1080	1087	1089	1087	1085	1086	1090
Foster Care	558	564	586	597	599	595	594	623	625	635	643	647
Medicare Beneficiaries	323	321	316	315	314	310	314	313	305	307	301	303
Miscellaneous	107	108	108	108	103	103	105	106	107	106	105	103
Subsidized Adoption	3	3	3	3	3	3	3	2	3	3	3	3
Well Woman MA	11	11	11	10	10	10	10	12	12	11	11	11
Other Coverage Total	2086	2092	2112	2108	2104	2101	2113	2145	2139	2147	2149	2157
Total Coverage	44271	44527	44862	45035	45232	45489	45786	46073	46322	46565	46794	47041

WISCONSIN MEDICAID

Note: Wisconsin implemented BadgerCare Plus on 2/01/2008. Because BadgerCare Plus simplified the eligibility determination, categories for Family Coverage were changed from sub-programs to types of individuals. This report shows the number of members certified by each county or tribe. The county of certification may or may not be the county of residence.

COUNTY OR TRIBE: KENOSHA**2021**

	JAN	FEB	MAR	APR	MAY	JUN	JUL	AUG	SEP	OCT	NOV	DEC
Childless Adults	7209	7332	7479	7567	7667	7769	7887	7968	8042	8131	8179	8293
Children	13594	13631	13632	13619	13660	13687	13736	13761	13696	13739	13697	13612
Express Enroll-Children	1	1	1	1	1	1	1	1	1	1	.	.
Express Enroll-PW	.	1	1	1	1	.	.	1	.	.	.	1
Income Extensions	4158	4257	4369	4482	4580	4728	4834	4977	5208	5356	5557	5800
Parents/Caretakers	5222	5278	5317	5331	5350	5336	5305	5291	5247	5243	5231	5245
Pregnant Women	835	830	854	862	885	915	948	941	937	941	945	953
Youths Exiting	21	21	21	20	20	20	19	18	18	18	19	19
BadgerCare Plus Total	31040	31351	31674	31883	32164	32456	32730	32958	33149	33429	33628	33923
Institutionalized	296	298	297	296	292	287	294	300	299	297	306	301
MAPP	1054	1068	1082	1089	1102	1102	1108	1107	1101	1106	1114	1120
SSI	3391	3380	3392	3408	3411	3420	3420	3415	3440	3439	3445	3453
SSI-Related	1393	1400	1414	1428	1430	1438	1451	1465	1490	1505	1513	1523
Waiver	1485	1500	1511	1515	1525	1519	1526	1529	1539	1546	1544	1542
Elderly & Disabled Coverage Total	7619	7646	7696	7736	7760	7766	7799	7816	7869	7893	7922	7939
Family Planning Only Services	1053	1049	1049	1056	1057	1064	1074	1074	1081	1081	1084	1081
Foster Care	514	511	526	533	541	545	544	540	547	547	550	552
Medicare Beneficiaries	348	346	345	338	341	336	333	325	325	322	319	325
Miscellaneous	47	47	50	53	56	57	67	67	72	92	92	104
Subsidized Adoption	4	3	3	3	3	3	3	3	3	3	3	3
Well Woman MA	10	10	10	11	11	11	11	11	11	11	11	11
Other Coverage Total	1976	1966	1983	1994	2009	2016	2032	2020	2039	2056	2059	2076
Total Coverage	40635	40963	41353	41613	41933	42238	42561	42794	43057	43378	43609	43938

WISCONSIN MEDICAID

Note: Wisconsin implemented BadgerCare Plus on 2/01/2008. Because BadgerCare Plus simplified the eligibility determination, categories for Family Coverage were changed from sub-programs to types of individuals. This report shows the number of members certified by each county or tribe. The county of certification may or may not be the county of residence.

COUNTY OR TRIBE: KENOSHA**2020**

	JAN	FEB	MAR	APR	MAY	JUN	JUL	AUG	SEP	OCT	NOV	DEC
Childless Adults	4678	4742	4800	5312	5614	5865	6080	6237	6407	6586	6775	7015
Children	12229	12275	12221	12584	12901	13074	13202	13261	13318	13416	13437	13557
Express Enroll-Children	1	1	1
Express Enroll-PW	1	2	1	1	.
Income Extensions	2912	2803	2837	2937	2808	2872	2983	3192	3395	3644	3830	3998
Parents/Caretakers	4180	4240	4232	4465	4775	4912	4946	4985	5024	5047	5107	5162
Pregnant Women	575	579	580	614	662	677	717	744	765	776	788	800
Youths Exiting	21	22	22	21	21	22	23	23	22	23	23	22
BadgerCare Plus Total	24596	24663	24693	25933	26781	27422	27951	28442	28931	29493	29962	30555
Institutionalized	352	345	342	347	354	345	341	334	337	337	320	308
Katie Beckett Program	3	3	3	3	3
MAPP	981	961	965	973	961	961	966	977	992	1024	1026	1041
SSI	3374	3350	3346	3378	3397	3388	3384	3386	3402	3416	3413	3416
SSI-Related	1035	1068	1089	1150	1201	1227	1264	1297	1317	1341	1366	1378
Waiver	1432	1447	1456	1479	1482	1494	1506	1501	1499	1494	1501	1494
Elderly & Disabled Coverage Total	7177	7174	7201	7330	7398	7415	7461	7495	7547	7612	7626	7637
Family Planning Only Services	1063	1063	1059	1027	1014	1009	1013	1013	1004	1020	1033	1040
Foster Care	464	467	465	470	475	487	493	489	485	490	497	498
Medicare Beneficiaries	405	397	394	370	371	365	372	370	368	365	361	354
Miscellaneous	32	27	27	28	30	30	30	33	39	43	45	47
Subsidized Adoption	3	3	4	4	4	4	4	4	4	4	4	4
Well Woman MA	10	10	11	11	11	11	11	11	11	11	11	11
Other Coverage Total	1977	1967	1960	1910	1905	1906	1923	1920	1911	1933	1951	1954
Total Coverage	33750	33804	33854	35173	36084	36743	37335	37857	38389	39038	39539	40146

WISCONSIN MEDICAID

Note: Wisconsin implemented BadgerCare Plus on 2/01/2008. Because BadgerCare Plus simplified the eligibility determination, categories for Family Coverage were changed from sub-programs to types of individuals. This report shows the number of members certified by each county or tribe. The county of certification may or may not be the county of residence.

COUNTY OR TRIBE: KENOSHA**2019**

	JAN	FEB	MAR	APR	MAY	JUN	JUL	AUG	SEP	OCT	NOV	DEC
Childless Adults	4683	4725	4729	4631	4615	4626	4633	4697	4649	4678	4649	4630
Children	13373	13399	13358	13225	13191	13036	12808	12753	12572	12495	12403	12202
Express Enroll-Children	1	.	.
Express Enroll-PW	3	2	2	2	2	1	3	3	1	5	2	.
Income Extensions	1716	1782	1902	1979	2073	2235	2427	2479	2638	2777	2914	2903
Parents/Caretakers	4237	4338	4426	4446	4499	4452	4334	4400	4339	4314	4307	4235
Pregnant Women	663	657	653	643	638	637	630	607	586	577	577	573
Youths Exiting	22	24	22	22	20	20	20	19	21	21	21	22
BadgerCare Plus Total	24697	24927	25092	24948	25038	25007	24855	24958	24806	24868	24873	24565
Institutionalized	396	385	378	381	382	381	379	379	385	394	396	362
Katie Beckett Program	8	8	7	7	6	6	6	6	6	5	3	3
MAPP	1140	1154	1162	1167	1169	1162	1173	1179	1118	1076	1031	1007
SSI	3424	3402	3427	3446	3446	3441	3447	3436	3424	3402	3400	3386
SSI-Related	595	616	619	625	615	627	627	631	803	880	943	993
Waiver	1346	1363	1347	1345	1334	1338	1345	1352	1371	1382	1391	1408
Elderly & Disabled Coverage Total	6909	6928	6940	6971	6952	6955	6977	6983	7107	7139	7164	7159
Family Planning Only Services	1132	1154	1122	1122	1126	1094	1077	1083	1067	1080	1066	1071
Foster Care	419	410	419	424	437	440	441	448	463	473	460	465
Medicare Beneficiaries	580	573	557	553	548	542	549	536	462	446	427	411
Miscellaneous	36	31	32	29	30	30	27	32	30	29	27	30
Subsidized Adoption	3	3	3	3	3	3	3	3	3	3	3	3
Well Woman MA	16	16	13	13	13	13	13	13	12	12	12	12
Other Coverage Total	2186	2187	2146	2144	2157	2122	2110	2115	2037	2043	1995	1992
Total Coverage	33792	34042	34178	34063	34147	34084	33942	34056	33950	34050	34032	33716

WISCONSIN MEDICAID

Note: Wisconsin implemented BadgerCare Plus on 2/01/2008. Because BadgerCare Plus simplified the eligibility determination, categories for Family Coverage were changed from sub-programs to types of individuals. This report shows the number of members certified by each county or tribe. The county of certification may or may not be the county of residence.

COUNTY OR TRIBE: KEWAUNEE

2024

	JAN	FEB	MAR	APR	MAY	JUN	JUL	AUG	SEP	OCT	NOV	DEC
Childless Adults	432	386	364
Children	887	916	942
Income Extensions	810	742	622
Parents/Caretakers	333	316	310
Pregnant Women	66	63	55
Youths Exiting	3	2	2
BadgerCare Plus Total	2531	2425	2295
Institutionalized	21	21	21
MAPP	112	98	97
SSI	229	225	219
SSI-Related	114	108	104
Waiver	139	135	130
Elderly & Disabled Coverage Total	615	587	571
Family Planning Only Services	51	54	56
Foster Care	39	39	38
Medicare Beneficiaries	52	52	50
Miscellaneous	13	13	13
Well Woman MA	1	1	1
Other Coverage Total	156	159	158
Total Coverage	3302	3171	3024

WISCONSIN MEDICAID

Note: Wisconsin implemented BadgerCare Plus on 2/01/2008. Because BadgerCare Plus simplified the eligibility determination, categories for Family Coverage were changed from sub-programs to types of individuals. This report shows the number of members certified by each county or tribe. The county of certification may or may not be the county of residence.

COUNTY OR TRIBE: KEWAUNEE**2023**

	JAN	FEB	MAR	APR	MAY	JUN	JUL	AUG	SEP	OCT	NOV	DEC
Childless Adults	574	579	582	582	582	573	554	532	504	482	472	451
Children	1195	1211	1205	1207	1211	1154	1088	1020	989	958	962	920
Income Extensions	752	760	757	751	759	749	757	766	792	808	809	806
Parents/Caretakers	397	416	408	414	410	391	371	360	350	338	347	341
Pregnant Women	126	124	128	128	126	86	81	73	73	71	71	73
Youths Exiting	3	3	3	3	3	2	2	2	3	3	3	3
BadgerCare Plus Total	3047	3093	3083	3085	3091	2955	2853	2753	2711	2660	2664	2594
Institutionalized	26	22	21	26	26	29	28	27	28	26	22	22
MAPP	116	114	114	114	115	115	116	112	114	111	114	118
SSI	235	237	238	235	237	234	233	234	233	232	230	229
SSI-Related	131	132	134	137	139	134	132	131	128	124	120	120
Waiver	159	160	160	162	162	152	149	142	144	145	147	146
Elderly & Disabled Coverage Total	667	665	667	674	679	664	658	646	647	638	633	635
Family Planning Only Services	85	86	85	87	87	96	85	76	65	59	54	48
Foster Care	39	37	37	37	37	39	36	36	34	35	34	38
Medicare Beneficiaries	46	46	46	46	48	49	48	46	49	48	47	45
Miscellaneous	20	20	20	20	20	27	19	13	12	14	13	14
Well Woman MA	1	1	1	1	1	1	1	1	1	1	1	1
Other Coverage Total	191	190	189	191	193	212	189	172	161	157	149	146
Total Coverage	3905	3948	3939	3950	3963	3831	3700	3571	3519	3455	3446	3375

WISCONSIN MEDICAID

Note: Wisconsin implemented BadgerCare Plus on 2/01/2008. Because BadgerCare Plus simplified the eligibility determination, categories for Family Coverage were changed from sub-programs to types of individuals. This report shows the number of members certified by each county or tribe. The county of certification may or may not be the county of residence.

COUNTY OR TRIBE: KEWAUNEE**2022**

	JAN	FEB	MAR	APR	MAY	JUN	JUL	AUG	SEP	OCT	NOV	DEC
Childless Adults	504	511	523	525	528	535	540	549	558	567	573	577
Children	1198	1196	1200	1205	1176	1165	1166	1170	1178	1195	1202	1188
Income Extensions	536	560	585	621	642	652	680	686	681	709	719	728
Parents/Caretakers	400	393	402	407	395	388	386	395	402	396	396	392
Pregnant Women	105	109	113	116	112	113	115	115	117	120	127	126
Youths Exiting	2	2	2	2	2	2	3	3	3	3	3	4
BadgerCare Plus Total	2745	2771	2825	2876	2855	2855	2890	2918	2939	2990	3020	3015
Institutionalized	27	26	25	25	25	26	25	25	26	26	27	27
MAPP	108	110	109	106	106	106	111	110	109	109	111	114
SSI	242	241	244	244	243	241	236	235	237	238	240	237
SSI-Related	132	133	128	130	133	133	134	135	128	130	129	131
Waiver	163	159	161	160	161	161	158	159	161	158	157	156
Elderly & Disabled Coverage Total	672	669	667	665	668	667	664	664	661	661	664	665
Family Planning Only Services	85	84	84	85	84	84	85	85	87	88	87	86
Foster Care	24	30	30	32	34	34	34	29	35	36	37	38
Medicare Beneficiaries	47	46	46	47	48	48	47	44	47	46	46	46
Miscellaneous	21	22	21	21	21	21	19	19	19	19	19	19
Well Woman MA	1	1	1	1	1	1	1	1	1	1	1	1
Other Coverage Total	178	183	182	186	188	188	186	178	189	190	190	190
Total Coverage	3595	3623	3674	3727	3711	3710	3740	3760	3789	3841	3874	3870

WISCONSIN MEDICAID

Note: Wisconsin implemented BadgerCare Plus on 2/01/2008. Because BadgerCare Plus simplified the eligibility determination, categories for Family Coverage were changed from sub-programs to types of individuals. This report shows the number of members certified by each county or tribe. The county of certification may or may not be the county of residence.

COUNTY OR TRIBE: KEWAUNEE**2021**

	JAN	FEB	MAR	APR	MAY	JUN	JUL	AUG	SEP	OCT	NOV	DEC
Childless Adults	430	437	444	448	454	464	474	475	483	492	494	500
Children	1169	1170	1182	1187	1195	1196	1207	1220	1219	1221	1221	1202
Income Extensions	347	346	365	370	376	379	400	415	431	454	485	510
Parents/Caretakers	406	404	405	412	426	427	420	413	412	407	403	404
Pregnant Women	78	80	83	86	84	89	90	95	100	107	107	103
Youths Exiting	2	2	2	3	3	3	3	2	2	2	2	2
BadgerCare Plus Total	2432	2439	2481	2506	2538	2558	2594	2620	2647	2683	2712	2721
Institutionalized	28	28	29	29	30	30	31	28	29	27	26	26
MAPP	102	103	104	103	103	103	104	104	104	102	106	107
SSI	227	232	234	234	235	235	236	233	236	237	239	242
SSI-Related	127	126	128	128	129	131	129	128	131	132	130	131
Waiver	157	157	159	161	165	166	166	168	164	165	166	164
Elderly & Disabled Coverage Total	641	646	654	655	662	665	666	661	664	663	667	670
Family Planning Only Services	90	88	87	87	83	83	85	86	84	87	85	86
Foster Care	17	17	17	17	19	19	19	19	22	22	24	24
Medicare Beneficiaries	48	48	46	47	48	47	47	49	48	49	48	49
Miscellaneous	13	13	13	15	14	17	18	20	21	21	21	21
Well Woman MA	1	1	1	1	1	1	1	1	1	1	1	1
Other Coverage Total	169	167	164	167	165	167	170	175	176	180	179	181
Total Coverage	3242	3252	3299	3328	3365	3390	3430	3456	3487	3526	3558	3572

WISCONSIN MEDICAID

Note: Wisconsin implemented BadgerCare Plus on 2/01/2008. Because BadgerCare Plus simplified the eligibility determination, categories for Family Coverage were changed from sub-programs to types of individuals. This report shows the number of members certified by each county or tribe. The county of certification may or may not be the county of residence.

COUNTY OR TRIBE: KEWAUNEE**2020**

	JAN	FEB	MAR	APR	MAY	JUN	JUL	AUG	SEP	OCT	NOV	DEC
Childless Adults	293	297	293	316	341	351	363	381	390	402	401	420
Children	1026	1060	1068	1095	1096	1111	1119	1134	1155	1149	1139	1161
Express Enroll-Children	.	1
Express Enroll-PW	1	1
Income Extensions	253	241	225	238	238	235	249	287	300	320	343	349
Parents/Caretakers	321	332	340	364	372	395	400	393	398	397	398	402
Pregnant Women	47	44	45	48	52	55	59	65	64	67	72	75
Youths Exiting	1	1	1	2	2	2	2	2	2	2	2	2
BadgerCare Plus Total	1942	1977	1972	2063	2101	2149	2192	2262	2309	2337	2355	2409
Institutionalized	32	33	30	35	34	36	35	37	37	35	33	33
Katie Beckett Program	1	1	1	1	1
MAPP	97	97	102	99	96	94	98	97	98	100	101	101
SSI	232	233	231	230	228	226	226	225	226	222	223	226
SSI-Related	97	105	104	110	111	111	116	117	119	123	127	129
Waiver	155	153	156	158	158	158	158	159	153	158	160	159
Elderly & Disabled Coverage Total	614	622	624	633	628	625	633	635	633	638	644	648
Family Planning Only Services	104	98	94	92	91	85	86	90	93	94	90	89
Foster Care	11	12	12	12	12	11	12	12	12	12	11	10
Medicare Beneficiaries	56	54	52	49	48	50	48	48	47	48	47	49
Miscellaneous	11	11	11	11	12	12	12	12	12	12	12	13
Well Woman MA	1	1	1	1	1	1	1	1	1	1	1	1
Other Coverage Total	183	176	170	165	164	159	159	163	165	167	161	162
Total Coverage	2739	2775	2766	2861	2893	2933	2984	3060	3107	3142	3160	3219

WISCONSIN MEDICAID

Note: Wisconsin implemented BadgerCare Plus on 2/01/2008. Because BadgerCare Plus simplified the eligibility determination, categories for Family Coverage were changed from sub-programs to types of individuals. This report shows the number of members certified by each county or tribe. The county of certification may or may not be the county of residence.

COUNTY OR TRIBE: KEWAUNEE**2019**

	JAN	FEB	MAR	APR	MAY	JUN	JUL	AUG	SEP	OCT	NOV	DEC
Childless Adults	291	289	289	299	306	314	308	304	300	298	296	300
Children	1131	1093	1090	1076	1054	1038	1042	1039	1051	1012	1030	1033
Express Enroll-Children	.	.	.	1	1
Income Extensions	184	210	213	208	226	222	239	243	234	264	273	263
Parents/Caretakers	331	331	342	343	335	342	335	334	330	322	317	324
Pregnant Women	44	37	39	36	40	44	46	48	43	42	46	49
Youths Exiting	2	1	1	1	1	1	1	1	1	.	1	.
BadgerCare Plus Total	1983	1961	1974	1964	1963	1961	1971	1969	1959	1938	1963	1969
Institutionalized	38	37	37	40	43	44	45	44	43	40	38	36
Katie Beckett Program	1	1	1	1	1	1	1	1	1	1	1	1
MAPP	119	121	115	115	115	116	115	114	111	105	102	102
SSI	226	227	227	229	234	230	228	230	228	231	231	231
SSI-Related	60	59	59	59	55	54	55	54	65	73	85	87
Waiver	158	156	165	164	162	156	154	159	160	161	155	149
Elderly & Disabled Coverage Total	602	601	604	608	610	601	598	602	608	611	612	606
Family Planning Only Services	88	94	88	93	97	99	102	106	111	106	109	100
Foster Care	27	27	25	25	25	25	22	19	17	12	12	12
Medicare Beneficiaries	79	77	74	76	71	76	71	70	61	63	57	59
Miscellaneous	5	5	7	5	5	5	7	10	11	11	12	12
Well Woman MA	1	1	1	1	1	1	1	1	1	1	1	1
Other Coverage Total	200	204	195	200	199	206	203	206	201	193	191	184
Total Coverage	2785	2766	2773	2772	2772	2768	2772	2777	2768	2742	2766	2759

WISCONSIN MEDICAID

Note: Wisconsin implemented BadgerCare Plus on 2/01/2008. Because BadgerCare Plus simplified the eligibility determination, categories for Family Coverage were changed from sub-programs to types of individuals. This report shows the number of members certified by each county or tribe. The county of certification may or may not be the county of residence.

COUNTY OR TRIBE: LA CROSSE

2024

	JAN	FEB	MAR	APR	MAY	JUN	JUL	AUG	SEP	OCT	NOV	DEC
Childless Adults	9339	8870	8363
Children	16372	16660	17393
Express Enroll-Children	1	1	1
Income Extensions	13817	13161	11804
Parents/Caretakers	6157	6027	5831
Pregnant Women	1356	1259	1171
Youths Exiting	48	47	44
BadgerCare Plus Total	47090	46025	44607
Institutionalized	641	617	624
MAPP	2381	2258	2159
SSI	2046	2000	1970
SSI-Related	2389	2370	2357
Waiver	2064	2008	2012
Elderly & Disabled Coverage Total	9521	9253	9122
Family Planning Only Services	1509	1463	1495
Foster Care	194	195	196
Medicare Beneficiaries	597	640	682
Miscellaneous	73	60	60
Subsidized Adoption	7	7	7
Well Woman MA	7	7	7
Other Coverage Total	2387	2372	2447
Total Coverage	58998	57650	56176

WISCONSIN MEDICAID

Note: Wisconsin implemented BadgerCare Plus on 2/01/2008. Because BadgerCare Plus simplified the eligibility determination, categories for Family Coverage were changed from sub-programs to types of individuals. This report shows the number of members certified by each county or tribe. The county of certification may or may not be the county of residence.

COUNTY OR TRIBE: LA CROSSE**2023**

	JAN	FEB	MAR	APR	MAY	JUN	JUL	AUG	SEP	OCT	NOV	DEC
Childless Adults	12155	12222	12340	12390	12458	12266	11747	11305	10731	10302	9963	9640
Children	20845	20846	20893	20882	20889	20083	19128	18347	17704	17481	17048	16673
Income Extensions	12117	12275	12435	12609	12713	12643	12847	13035	13289	13443	13537	13674
Parents/Caretakers	7390	7439	7495	7500	7568	7356	7158	6967	6799	6654	6491	6367
Pregnant Women	1884	1882	1881	1908	1911	1600	1558	1509	1514	1499	1460	1397
Youths Exiting	60	61	60	57	56	52	52	47	47	46	48	49
BadgerCare Plus Total	54451	54725	55104	55346	55595	54000	52490	51210	50084	49425	48547	47800
Institutionalized	574	555	551	542	549	683	679	670	670	676	662	658
MAPP	2082	2089	2094	2092	2103	2290	2267	2272	2287	2328	2361	2382
SSI	2185	2187	2190	2197	2196	2111	2106	2106	2097	2087	2083	2057
SSI-Related	2449	2471	2491	2509	2518	2449	2442	2416	2386	2362	2388	2387
Waiver	2796	2796	2804	2817	2794	2466	2396	2347	2297	2241	2146	2075
Elderly & Disabled Coverage Total	10086	10098	10130	10157	10160	9999	9890	9811	9737	9694	9640	9559
Family Planning Only Services	2238	2272	2265	2266	2242	2176	2036	1898	1747	1658	1599	1509
Foster Care	188	186	186	193	197	202	197	198	193	195	188	191
Medicare Beneficiaries	657	656	654	653	648	669	658	638	629	614	601	594
Miscellaneous	51	51	56	56	58	104	97	74	51	80	81	73
Subsidized Adoption	4	4	4	4	4	4	5	5	5	5	7	7
TB-Related	1	1	1	1	1	1	1	1	1	1	1	1
Well Woman MA	9	9	9	9	9	9	9	9	9	9	9	8
Other Coverage Total	3148	3179	3175	3182	3159	3165	3003	2823	2635	2562	2486	2383
Total Coverage	67685	68002	68409	68685	68914	67164	65383	63844	62456	61681	60673	59742

WISCONSIN MEDICAID

Note: Wisconsin implemented BadgerCare Plus on 2/01/2008. Because BadgerCare Plus simplified the eligibility determination, categories for Family Coverage were changed from sub-programs to types of individuals. This report shows the number of members certified by each county or tribe. The county of certification may or may not be the county of residence.

COUNTY OR TRIBE: LA CROSSE**2022**

	JAN	FEB	MAR	APR	MAY	JUN	JUL	AUG	SEP	OCT	NOV	DEC
Childless Adults	10812	10937	11100	11216	11317	11424	11530	11590	11675	11764	11873	12026
Children	21039	20918	20903	20883	20877	20903	20950	21017	20975	20934	20923	20847
Express Enroll-PW	1
Income Extensions	9250	9517	9688	9921	10132	10351	10520	10704	10999	11263	11564	11895
Parents/Caretakers	7467	7425	7507	7502	7517	7518	7547	7608	7515	7469	7407	7390
Pregnant Women	1554	1567	1577	1620	1643	1688	1704	1725	1759	1773	1819	1857
Youths Exiting	63	62	64	61	60	59	58	58	58	61	60	60
BadgerCare Plus Total	50185	50426	50839	51203	51546	51943	52309	52702	52981	53264	53646	54076
Institutionalized	640	638	637	631	635	625	625	611	600	590	582	573
MAPP	1963	1916	1886	1893	1898	1905	2043	2061	2067	2072	2074	2084
SSI	2174	2174	2170	2180	2189	2184	2162	2170	2173	2172	2185	2182
SSI-Related	2350	2357	2366	2382	2404	2409	2379	2402	2402	2434	2450	2449
Waiver	2732	2770	2813	2807	2815	2819	2772	2771	2788	2799	2790	2791
Elderly & Disabled Coverage Total	9859	9855	9872	9893	9941	9942	9981	10015	10030	10067	10081	10079
Family Planning Only Services	2196	2188	2198	2202	2212	2215	2206	2217	2228	2229	2242	2259
Foster Care	178	179	180	182	184	182	183	185	188	187	191	191
Medicare Beneficiaries	690	696	686	680	673	675	673	671	677	673	675	667
Miscellaneous	49	49	49	49	49	48	49	49	50	50	50	50
Subsidized Adoption	2	2	2	2	2	2	3	3	3	3	3	4
Well Woman MA	9	9	9	9	9	9	9	9	9	9	9	10
Other Coverage Total	3124	3123	3124	3124	3129	3131	3123	3134	3155	3151	3170	3181
Total Coverage	63168	63404	63835	64220	64616	65016	65413	65851	66166	66482	66897	67336

WISCONSIN MEDICAID

Note: Wisconsin implemented BadgerCare Plus on 2/01/2008. Because BadgerCare Plus simplified the eligibility determination, categories for Family Coverage were changed from sub-programs to types of individuals. This report shows the number of members certified by each county or tribe. The county of certification may or may not be the county of residence.

COUNTY OR TRIBE: LA CROSSE**2021**

	JAN	FEB	MAR	APR	MAY	JUN	JUL	AUG	SEP	OCT	NOV	DEC
Childless Adults	9161	9374	9545	9713	9867	10008	10129	10234	10332	10441	10504	10646
Children	20621	20734	20797	20829	20962	20975	21119	21185	21193	21194	21140	21094
Express Enroll-Children	1	.
Express Enroll-PW	1	.
Income Extensions	6220	6411	6661	6912	7013	7297	7416	7639	7911	8263	8613	8932
Parents/Caretakers	7400	7466	7496	7526	7563	7569	7645	7651	7579	7553	7514	7481
Pregnant Women	1294	1317	1344	1361	1403	1412	1436	1445	1482	1504	1532	1554
Youths Exiting	60	55	58	58	58	60	61	60	62	64	64	63
BadgerCare Plus Total	44756	45357	45901	46399	46866	47321	47806	48214	48559	49019	49369	49770
Institutionalized	702	692	687	679	667	659	659	667	676	670	666	663
MAPP	1838	1852	1869	1872	1890	1908	1915	1927	1932	1940	1956	1958
SSI	2132	2130	2136	2149	2151	2157	2161	2163	2163	2176	2175	2173
SSI-Related	2065	2096	2150	2181	2206	2227	2242	2266	2272	2297	2317	2345
Waiver	2722	2721	2728	2730	2732	2729	2722	2709	2702	2725	2730	2732
Elderly & Disabled Coverage Total	9459	9491	9570	9611	9646	9680	9699	9732	9745	9808	9844	9871
Family Planning Only Services	2098	2106	2123	2126	2142	2174	2168	2162	2165	2174	2194	2193
Foster Care	152	155	155	164	164	172	174	176	177	179	185	179
Medicare Beneficiaries	713	723	724	719	722	710	708	699	698	696	690	687
Miscellaneous	38	40	40	40	42	42	45	44	44	45	46	49
Subsidized Adoption	1	1	1	2	2	2	2	2	2	2	2	2
Well Woman MA	8	8	8	8	8	8	8	8	9	9	9	9
Other Coverage Total	3010	3033	3051	3059	3080	3108	3105	3091	3095	3105	3126	3119
Total Coverage	57225	57881	58522	59069	59592	60109	60610	61037	61399	61932	62339	62760

WISCONSIN MEDICAID

Note: Wisconsin implemented BadgerCare Plus on 2/01/2008. Because BadgerCare Plus simplified the eligibility determination, categories for Family Coverage were changed from sub-programs to types of individuals. This report shows the number of members certified by each county or tribe. The county of certification may or may not be the county of residence.

COUNTY OR TRIBE: LA CROSSE**2020**

	JAN	FEB	MAR	APR	MAY	JUN	JUL	AUG	SEP	OCT	NOV	DEC
Childless Adults	6050	6034	6011	6582	6920	7217	7551	7798	8051	8311	8526	8907
Children	17904	17959	17934	18735	19187	19529	19857	20059	20189	20242	20288	20523
Income Extensions	4213	4103	4065	4147	4104	4221	4439	4671	5012	5356	5655	5970
Parents/Caretakers	5628	5671	5701	6098	6521	6819	7002	7100	7160	7217	7245	7305
Pregnant Women	787	775	789	876	966	991	1054	1105	1143	1179	1229	1267
Youths Exiting	47	50	55	59	57	56	56	58	58	62	59	59
BadgerCare Plus Total	34629	34592	34555	36497	37755	38833	39959	40791	41613	42367	43002	44031
Institutionalized	888	896	894	880	888	872	855	827	810	805	778	734
Katie Beckett Program	10	10	9	10	10
MAPP	1749	1730	1720	1724	1700	1690	1696	1715	1754	1789	1802	1810
SSI	2109	2119	2112	2122	2138	2148	2147	2143	2135	2139	2132	2133
SSI-Related	1402	1453	1496	1600	1689	1765	1813	1845	1896	1957	1994	2031
Waiver	2609	2607	2619	2697	2734	2764	2778	2771	2753	2740	2740	2734
Elderly & Disabled Coverage Total	8767	8815	8850	9033	9159	9239	9289	9301	9348	9430	9446	9442
Family Planning Only Services	2091	2065	2053	2069	2048	2032	2032	2019	2038	2063	2074	2088
Foster Care	164	156	149	148	150	151	146	148	148	152	154	152
Medicare Beneficiaries	760	758	746	735	733	720	710	719	715	712	711	707
Miscellaneous	35	33	34	34	34	34	36	36	37	37	37	37
Subsidized Adoption	4	1	1	1	1	1	1	1	1	1	1	1
Well Woman MA	6	6	5	6	6	6	6	6	6	6	7	7
Other Coverage Total	3060	3019	2988	2993	2972	2944	2931	2929	2945	2971	2984	2992
Total Coverage	46456	46426	46393	48523	49886	51016	52179	53021	53906	54768	55432	56465

WISCONSIN MEDICAID

Note: Wisconsin implemented BadgerCare Plus on 2/01/2008. Because BadgerCare Plus simplified the eligibility determination, categories for Family Coverage were changed from sub-programs to types of individuals. This report shows the number of members certified by each county or tribe. The county of certification may or may not be the county of residence.

COUNTY OR TRIBE: LA CROSSE**2019**

	JAN	FEB	MAR	APR	MAY	JUN	JUL	AUG	SEP	OCT	NOV	DEC
Childless Adults	5987	6045	6085	6111	6079	6043	6021	6038	6023	6075	6043	5978
Children	19482	19333	19124	18952	18933	18676	18463	18368	18091	18163	17928	17800
Express Enroll-Children	.	.	1	.	.	1	.	.	1	.	.	.
Express Enroll-PW	1
Income Extensions	2865	3020	3194	3468	3551	3701	3799	3926	4074	4261	4367	4371
Parents/Caretakers	6017	5973	6038	6017	6031	5991	5889	5890	5829	5735	5600	5590
Pregnant Women	862	867	881	851	854	855	846	852	801	837	824	790
Youths Exiting	43	43	41	42	40	36	38	39	42	53	51	49
BadgerCare Plus Total	35256	35281	35364	35441	35488	35303	35056	35113	34861	35124	34813	34579
Institutionalized	972	963	960	954	952	944	945	936	910	916	902	889
Katie Beckett Program	5	5	5	5	7	9	8	8	8	9	9	9
MAPP	1972	1977	2002	1984	2005	2019	2026	2032	1960	1885	1815	1778
SSI	2110	2114	2105	2099	2111	2111	2113	2111	2119	2124	2109	2108
SSI-Related	826	830	820	837	806	800	792	794	994	1111	1242	1313
Waiver	2484	2497	2512	2532	2554	2549	2546	2557	2568	2596	2588	2602
Elderly & Disabled Coverage Total	8369	8386	8404	8411	8435	8432	8430	8438	8559	8641	8665	8699
Family Planning Only Services	2209	2211	2214	2203	2228	2195	2189	2147	2122	2127	2113	2095
Foster Care	185	183	179	184	182	181	186	181	177	173	177	164
Medicare Beneficiaries	1007	991	971	966	948	960	945	948	858	827	792	762
Miscellaneous	33	34	39	37	33	35	34	34	37	33	33	35
Subsidized Adoption	1	1	1	1	1	1	1	1	1	1	1	1
Well Woman MA	12	10	10	11	9	9	8	8	8	7	7	7
Other Coverage Total	3447	3430	3414	3402	3401	3381	3363	3319	3203	3168	3123	3064
Total Coverage	47072	47097	47182	47254	47324	47116	46849	46870	46623	46933	46601	46342

WISCONSIN MEDICAID

Note: Wisconsin implemented BadgerCare Plus on 2/01/2008. Because BadgerCare Plus simplified the eligibility determination, categories for Family Coverage were changed from sub-programs to types of individuals. This report shows the number of members certified by each county or tribe. The county of certification may or may not be the county of residence.

COUNTY OR TRIBE: LAC COURTE TRIBE

2024

	JAN	FEB	MAR	APR	MAY	JUN	JUL	AUG	SEP	OCT	NOV	DEC
Childless Adults	301	301	303
Children	403	412	437
Income Extensions	235	223	208
Parents/Caretakers	185	184	177
Pregnant Women	11	9	7
BadgerCare Plus Total	1135	1129	1132
MAPP	15	14	15
SSI-Related	42	39	38
Elderly & Disabled Coverage Total	57	53	53
Family Planning Only Services	12	12	15
Foster Care	1	1	1
Medicare Beneficiaries	14	13	13
Subsidized Adoption	1	1	1
Other Coverage Total	28	27	30
Total Coverage	1220	1209	1215

WISCONSIN MEDICAID

Note: Wisconsin implemented BadgerCare Plus on 2/01/2008. Because BadgerCare Plus simplified the eligibility determination, categories for Family Coverage were changed from sub-programs to types of individuals. This report shows the number of members certified by each county or tribe. The county of certification may or may not be the county of residence.

COUNTY OR TRIBE: LAC COURTE TRIBE**2023**

	JAN	FEB	MAR	APR	MAY	JUN	JUL	AUG	SEP	OCT	NOV	DEC
Childless Adults	398	404	408	411	410	407	350	324	316	317	310	310
Children	509	504	492	494	497	481	426	379	384	391	392	400
Income Extensions	199	206	217	232	239	236	258	278	245	243	241	237
Parents/Caretakers	259	260	252	251	253	246	214	203	180	185	183	188
Pregnant Women	22	21	18	18	18	15	12	18	16	16	13	11
BadgerCare Plus Total	1387	1395	1387	1406	1417	1385	1260	1202	1141	1152	1139	1146
MAPP	20	20	20	20	19	21	22	18	17	16	15	15
SSI	1	1	.	.
SSI-Related	68	68	69	70	71	68	58	55	55	57	56	51
Elderly & Disabled Coverage Total	88	88	89	90	90	89	80	73	73	74	71	66
Family Planning Only Services	26	25	25	25	25	24	15	9	10	10	10	10
Foster Care	1	2	2	2	2	2	2	1	1	1	1	1
Medicare Beneficiaries	13	12	12	12	12	12	9	7	7	8	10	11
Subsidized Adoption	1	1	1	1	1	1	1	1
Other Coverage Total	40	39	39	39	40	39	27	18	19	20	22	23
Total Coverage	1515	1522	1515	1535	1547	1513	1367	1293	1233	1246	1232	1235

WISCONSIN MEDICAID

Note: Wisconsin implemented BadgerCare Plus on 2/01/2008. Because BadgerCare Plus simplified the eligibility determination, categories for Family Coverage were changed from sub-programs to types of individuals. This report shows the number of members certified by each county or tribe. The county of certification may or may not be the county of residence.

COUNTY OR TRIBE: LAC COURTE TRIBE**2022**

	JAN	FEB	MAR	APR	MAY	JUN	JUL	AUG	SEP	OCT	NOV	DEC
Childless Adults	354	365	366	371	373	379	383	391	393	394	393	392
Children	521	518	517	514	511	516	519	522	521	514	512	503
Income Extensions	136	139	137	135	135	134	137	138	144	156	172	188
Parents/Caretakers	264	265	269	271	274	274	277	279	279	277	275	265
Pregnant Women	13	14	14	16	17	20	18	19	21	19	18	19
BadgerCare Plus Total	1288	1301	1303	1307	1310	1323	1334	1349	1358	1360	1370	1367
MAPP	16	16	16	17	17	17	19	20	21	21	21	20
SSI-Related	51	52	55	56	56	56	61	61	63	62	63	68
Elderly & Disabled Coverage Total	67	68	71	73	73	73	80	81	84	83	84	88
Family Planning Only Services	25	25	25	25	25	26	25	26	26	26	26	26
Foster Care	1	1	1	1	1	1	1	1	1	1	1	1
Medicare Beneficiaries	15	15	14	13	13	13	13	13	13	13	13	13
Other Coverage Total	41	41	40	39	39	40	39	40	40	40	40	40
Total Coverage	1396	1410	1414	1419	1422	1436	1453	1470	1482	1483	1494	1495

WISCONSIN MEDICAID

Note: Wisconsin implemented BadgerCare Plus on 2/01/2008. Because BadgerCare Plus simplified the eligibility determination, categories for Family Coverage were changed from sub-programs to types of individuals. This report shows the number of members certified by each county or tribe. The county of certification may or may not be the county of residence.

COUNTY OR TRIBE: LAC COURTE TRIBE**2021**

	JAN	FEB	MAR	APR	MAY	JUN	JUL	AUG	SEP	OCT	NOV	DEC
Childless Adults	294	303	309	318	326	331	334	344	341	345	346	356
Children	510	515	517	511	512	511	517	520	525	528	529	530
Income Extensions	144	141	143	152	154	151	148	149	148	136	135	134
Parents/Caretakers	240	238	240	235	237	240	243	247	254	264	264	263
Pregnant Women	16	16	16	16	17	15	16	16	16	12	13	13
BadgerCare Plus Total	1204	1213	1225	1232	1246	1248	1258	1276	1284	1285	1287	1296
MAPP	16	16	16	16	16	16	16	16	16	16	15	15
SSI	1	.
SSI-Related	36	37	39	39	39	39	43	44	45	46	46	49
Elderly & Disabled Coverage Total	52	53	55	55	55	55	59	60	61	62	62	64
Family Planning Only Services	22	23	23	23	24	25	24	24	24	24	24	24
Foster Care	1	1	1	1	1	1	1	1	1	1	1	1
Medicare Beneficiaries	12	12	12	12	12	11	11	14	14	14	14	14
Other Coverage Total	35	36	36	36	37	37	36	39	39	39	39	39
Total Coverage	1291	1302	1316	1323	1338	1340	1353	1375	1384	1386	1388	1399

WISCONSIN MEDICAID

Note: Wisconsin implemented BadgerCare Plus on 2/01/2008. Because BadgerCare Plus simplified the eligibility determination, categories for Family Coverage were changed from sub-programs to types of individuals. This report shows the number of members certified by each county or tribe. The county of certification may or may not be the county of residence.

COUNTY OR TRIBE: LAC COURTE TRIBE**2020**

	JAN	FEB	MAR	APR	MAY	JUN	JUL	AUG	SEP	OCT	NOV	DEC
Childless Adults	240	236	227	233	234	238	242	252	262	274	283	288
Children	482	490	494	511	512	515	520	517	513	510	509	510
Income Extensions	134	123	117	118	114	112	114	129	141	144	141	137
Parents/Caretakers	190	192	193	197	203	207	207	213	217	224	229	240
Pregnant Women	18	16	21	21	22	23	26	24	22	18	18	17
BadgerCare Plus Total	1064	1057	1052	1080	1085	1095	1109	1135	1155	1170	1180	1192
MAPP	16	17	17	20	20	19	18	16	16	16	17	16
SSI	.	1
SSI-Related	26	28	26	29	30	30	32	33	32	32	32	35
Elderly & Disabled Coverage Total	42	46	43	49	50	49	50	49	48	48	49	51
Family Planning Only Services	17	17	17	15	15	16	16	16	16	18	19	20
Foster Care	1	1	1	1
Medicare Beneficiaries	15	14	13	12	12	12	12	12	13	13	12	12
Other Coverage Total	32	31	30	27	27	28	28	28	30	32	32	33
Total Coverage	1138	1134	1125	1156	1162	1172	1187	1212	1233	1250	1261	1276

WISCONSIN MEDICAID

Note: Wisconsin implemented BadgerCare Plus on 2/01/2008. Because BadgerCare Plus simplified the eligibility determination, categories for Family Coverage were changed from sub-programs to types of individuals. This report shows the number of members certified by each county or tribe. The county of certification may or may not be the county of residence.

COUNTY OR TRIBE: LAC COURTE TRIBE**2019**

	JAN	FEB	MAR	APR	MAY	JUN	JUL	AUG	SEP	OCT	NOV	DEC
Childless Adults	188	194	198	203	200	194	203	211	213	217	216	221
Children	489	492	506	513	507	515	519	526	505	517	505	494
Income Extensions	54	67	65	64	62	65	75	73	86	100	106	120
Parents/Caretakers	177	190	189	194	190	189	186	194	196	199	199	191
Pregnant Women	12	11	11	12	12	16	17	20	15	18	16	16
BadgerCare Plus Total	920	954	969	986	971	979	1000	1024	1015	1051	1042	1042
MAPP	16	15	17	17	18	18	19	20	18	16	17	17
SSI-Related	16	16	14	15	16	19	19	18	21	25	26	26
Elderly & Disabled Coverage Total	32	31	31	32	34	37	38	38	39	41	43	43
Family Planning Only Services	12	11	10	11	14	14	14	15	15	17	15	17
Foster Care	1	1
Medicare Beneficiaries	20	21	20	24	23	23	22	23	21	20	17	14
Other Coverage Total	32	32	30	35	38	38	36	38	36	37	32	31
Total Coverage	984	1017	1030	1053	1043	1054	1074	1100	1090	1129	1117	1116

WISCONSIN MEDICAID

Note: Wisconsin implemented BadgerCare Plus on 2/01/2008. Because BadgerCare Plus simplified the eligibility determination, categories for Family Coverage were changed from sub-programs to types of individuals. This report shows the number of members certified by each county or tribe. The county of certification may or may not be the county of residence.

COUNTY OR TRIBE: LAC DU FLAMBEAU TRIBE

2024

	JAN	FEB	MAR	APR	MAY	JUN	JUL	AUG	SEP	OCT	NOV	DEC
Childless Adults	384	374	352
Children	650	657	662
Income Extensions	169	154	148
Parents/Caretakers	323	320	312
Pregnant Women	17	16	15
BadgerCare Plus Total	1543	1521	1489
Institutionalized	2	2	2
MAPP	2	2	2
SSI	.	1
SSI-Related	51	46	50
Waiver	24	23	22
Elderly & Disabled Coverage Total	79	74	76
Family Planning Only Services	2	1	2
Foster Care	.	1	1
Medicare Beneficiaries	34	37	39
Other Coverage Total	36	39	42
Total Coverage	1658	1634	1607

WISCONSIN MEDICAID

Note: Wisconsin implemented BadgerCare Plus on 2/01/2008. Because BadgerCare Plus simplified the eligibility determination, categories for Family Coverage were changed from sub-programs to types of individuals. This report shows the number of members certified by each county or tribe. The county of certification may or may not be the county of residence.

COUNTY OR TRIBE: LAC DU FLAMBEAU TRIBE

2023

	JAN	FEB	MAR	APR	MAY	JUN	JUL	AUG	SEP	OCT	NOV	DEC
Childless Adults	425	427	433	439	443	439	416	408	388	389	384	383
Children	776	779	783	783	777	737	692	674	663	643	649	659
Income Extensions	136	142	141	146	139	137	141	165	184	181	169	164
Parents/Caretakers	372	374	372	372	378	367	351	343	337	333	333	330
Pregnant Women	19	19	19	18	19	17	16	17	17	16	19	20
BadgerCare Plus Total	1728	1741	1748	1758	1756	1697	1616	1607	1589	1562	1554	1556
Institutionalized	3	3	3	3	3	3	3	3	2	2	2	2
MAPP	3	3	3	3	3	2	2	2	2	3	2	2
SSI-Related	62	62	62	60	61	61	57	55	52	52	49	48
Waiver	26	25	23	22	22	22	23	23	23	23	22	22
Elderly & Disabled Coverage Total	94	93	91	88	89	88	85	83	79	80	75	74
Family Planning Only Services	2	2	2	2	2	1	1	1	1	1	1	2
Medicare Beneficiaries	37	37	37	37	37	40	38	35	33	31	29	33
Other Coverage Total	39	39	39	39	39	41	39	36	34	32	30	35
Total Coverage	1861	1873	1878	1885	1884	1826	1740	1726	1702	1674	1659	1665

WISCONSIN MEDICAID

Note: Wisconsin implemented BadgerCare Plus on 2/01/2008. Because BadgerCare Plus simplified the eligibility determination, categories for Family Coverage were changed from sub-programs to types of individuals. This report shows the number of members certified by each county or tribe. The county of certification may or may not be the county of residence.

COUNTY OR TRIBE: LAC DU FLAMBEAU TRIBE**2022**

	JAN	FEB	MAR	APR	MAY	JUN	JUL	AUG	SEP	OCT	NOV	DEC
Childless Adults	382	391	394	395	400	406	412	419	425	424	425	428
Children	783	775	768	775	776	777	776	774	773	775	774	775
Income Extensions	141	148	155	156	153	149	148	146	143	141	139	138
Parents/Caretakers	345	346	343	344	344	353	353	357	363	365	368	370
Pregnant Women	33	31	28	26	26	26	24	22	22	25	24	22
BadgerCare Plus Total	1684	1691	1688	1696	1699	1711	1713	1718	1726	1730	1730	1733
Institutionalized	5	5	5	5	5	5	4	4	4	3	3	3
MAPP	3	3	3	3	3	3	4	4	4	3	3	3
SSI-Related	55	57	58	57	60	60	62	62	62	62	62	60
Waiver	28	26	26	26	25	25	25	27	26	25	25	25
Elderly & Disabled Coverage Total	91	91	92	91	93	93	95	97	96	93	93	91
Family Planning Only Services	3	3	3	3	3	2	2	2	2	2	2	2
Medicare Beneficiaries	36	37	38	40	40	40	39	37	37	37	38	38
Other Coverage Total	39	40	41	43	43	42	41	39	39	39	40	40
Total Coverage	1814	1822	1821	1830	1835	1846	1849	1854	1861	1862	1863	1864

WISCONSIN MEDICAID

Note: Wisconsin implemented BadgerCare Plus on 2/01/2008. Because BadgerCare Plus simplified the eligibility determination, categories for Family Coverage were changed from sub-programs to types of individuals. This report shows the number of members certified by each county or tribe. The county of certification may or may not be the county of residence.

COUNTY OR TRIBE: LAC DU FLAMBEAU TRIBE**2021**

	JAN	FEB	MAR	APR	MAY	JUN	JUL	AUG	SEP	OCT	NOV	DEC
Childless Adults	343	345	351	358	365	373	379	380	375	381	381	382
Children	773	767	771	773	779	777	781	783	785	781	779	787
Income Extensions	102	106	101	101	99	103	104	111	112	125	132	132
Parents/Caretakers	326	328	325	332	330	327	329	329	334	333	336	341
Pregnant Women	35	34	40	40	41	43	44	44	39	37	33	34
BadgerCare Plus Total	1579	1580	1588	1604	1614	1623	1637	1647	1645	1657	1661	1676
Institutionalized	5	5	5	5	5	4	4	5	5	5	5	5
MAPP	3	3	3	3	3	3	3	3	3	3	3	3
SSI-Related	50	50	54	53	52	52	53	53	56	55	55	55
Waiver	25	24	28	27	28	28	28	28	28	28	28	28
Elderly & Disabled Coverage Total	83	82	90	88	88	87	88	89	92	91	91	91
Family Planning Only Services	4	4	4	4	4	4	5	4	4	3	3	3
Medicare Beneficiaries	30	34	35	35	37	37	37	37	37	37	36	36
Other Coverage Total	34	38	39	39	41	41	42	41	41	40	39	39
Total Coverage	1696	1700	1717	1731	1743	1751	1767	1777	1778	1788	1791	1806

WISCONSIN MEDICAID

Note: Wisconsin implemented BadgerCare Plus on 2/01/2008. Because BadgerCare Plus simplified the eligibility determination, categories for Family Coverage were changed from sub-programs to types of individuals. This report shows the number of members certified by each county or tribe. The county of certification may or may not be the county of residence.

COUNTY OR TRIBE: LAC DU FLAMBEAU TRIBE

2020

	JAN	FEB	MAR	APR	MAY	JUN	JUL	AUG	SEP	OCT	NOV	DEC
Childless Adults	282	276	282	293	301	302	310	315	321	332	335	332
Children	718	710	715	727	735	741	736	736	748	761	768	771
Income Extensions	65	64	68	70	72	70	79	82	80	83	90	96
Parents/Caretakers	284	284	288	291	289	299	299	303	312	316	317	325
Pregnant Women	29	30	29	30	38	41	39	38	39	34	35	34
BadgerCare Plus Total	1378	1364	1382	1411	1435	1453	1463	1474	1500	1526	1545	1558
Institutionalized	5	6	6	6	6	5	5	6	6	6	5	5
MAPP	3	3	3	3	3	3	3	3	3	3	3	3
SSI-Related	40	43	46	46	47	47	47	48	49	49	51	50
Waiver	25	25	26	27	26	26	23	25	26	27	26	25
Elderly & Disabled Coverage Total	73	77	81	82	82	81	78	82	84	85	85	83
Family Planning Only Services	2	2	3	4	4	4	4	4	4	4	4	4
Medicare Beneficiaries	39	34	32	35	34	34	34	33	31	31	30	30
Other Coverage Total	41	36	35	39	38	38	38	37	35	35	34	34
Total Coverage	1492	1477	1498	1532	1555	1572	1579	1593	1619	1646	1664	1675

WISCONSIN MEDICAID

Note: Wisconsin implemented BadgerCare Plus on 2/01/2008. Because BadgerCare Plus simplified the eligibility determination, categories for Family Coverage were changed from sub-programs to types of individuals. This report shows the number of members certified by each county or tribe. The county of certification may or may not be the county of residence.

COUNTY OR TRIBE: LAC DU FLAMBEAU TRIBE

2019

	JAN	FEB	MAR	APR	MAY	JUN	JUL	AUG	SEP	OCT	NOV	DEC
Childless Adults	273	277	268	275	278	283	282	282	290	281	282	281
Children	715	720	712	722	715	709	716	717	720	710	723	720
Income Extensions	55	65	67	68	68	67	67	68	68	78	78	73
Parents/Caretakers	271	274	270	277	278	278	272	276	275	268	280	279
Pregnant Women	26	27	30	25	29	29	32	30	32	36	31	33
BadgerCare Plus Total	1340	1363	1347	1367	1368	1366	1369	1373	1385	1373	1394	1386
Institutionalized	6	5	5	6	6	5	6	6	6	5	5	5
MAPP	4	4	4	4	4	4	4	4	4	3	3	3
SSI-Related	29	27	26	26	28	27	26	24	35	35	36	35
Waiver	18	17	19	19	20	21	21	21	21	22	22	24
Elderly & Disabled Coverage Total	57	53	54	55	58	57	57	55	66	65	66	67
Family Planning Only Services	5	5	5	6	6	5	4	2	2	2	2	2
Medicare Beneficiaries	59	59	57	56	57	55	55	53	42	45	44	40
Other Coverage Total	64	64	62	62	63	60	59	55	44	47	46	42
Total Coverage	1461	1480	1463	1484	1489	1483	1485	1483	1495	1485	1506	1495

WISCONSIN MEDICAID

Note: Wisconsin implemented BadgerCare Plus on 2/01/2008. Because BadgerCare Plus simplified the eligibility determination, categories for Family Coverage were changed from sub-programs to types of individuals. This report shows the number of members certified by each county or tribe. The county of certification may or may not be the county of residence.

COUNTY OR TRIBE: LAFAYETTE

2024

	JAN	FEB	MAR	APR	MAY	JUN	JUL	AUG	SEP	OCT	NOV	DEC
Childless Adults	400	383	359
Children	973	1014	1063
Income Extensions	857	792	706
Parents/Caretakers	311	305	297
Pregnant Women	69	65	70
Youths Exiting	2	2	3
BadgerCare Plus Total	2612	2561	2498
Institutionalized	22	22	20
MAPP	161	153	149
SSI	191	186	184
SSI-Related	90	97	101
Waiver	60	60	61
Elderly & Disabled Coverage Total	524	518	515
Family Planning Only Services	84	80	76
Foster Care	54	54	53
Medicare Beneficiaries	46	45	44
Miscellaneous	2	2	2
Subsidized Adoption	1	1	1
Well Woman MA	1	1	1
Other Coverage Total	188	183	177
Total Coverage	3324	3262	3190

WISCONSIN MEDICAID

Note: Wisconsin implemented BadgerCare Plus on 2/01/2008. Because BadgerCare Plus simplified the eligibility determination, categories for Family Coverage were changed from sub-programs to types of individuals. This report shows the number of members certified by each county or tribe. The county of certification may or may not be the county of residence.

COUNTY OR TRIBE: LAFAYETTE**2023**

	JAN	FEB	MAR	APR	MAY	JUN	JUL	AUG	SEP	OCT	NOV	DEC
Childless Adults	505	505	504	504	511	496	487	470	443	422	415	406
Children	1301	1291	1305	1296	1303	1258	1199	1080	1055	1046	1029	988
Income Extensions	745	749	753	775	770	771	794	821	825	816	829	853
Parents/Caretakers	366	365	365	357	365	362	349	331	331	331	325	306
Pregnant Women	131	139	143	147	149	90	83	78	69	71	69	68
Youths Exiting	1	1	1	1	1	2	2	2
BadgerCare Plus Total	3049	3049	3070	3079	3098	2978	2913	2781	2724	2688	2669	2623
Institutionalized	24	20	21	18	17	26	24	24	22	23	22	21
MAPP	148	146	145	143	140	149	151	151	140	144	151	156
SSI	192	191	190	191	192	190	189	192	190	187	184	184
SSI-Related	114	116	117	117	118	115	112	108	109	104	97	91
Waiver	83	80	81	85	86	61	61	61	64	61	60	58
Elderly & Disabled Coverage Total	561	553	554	554	553	541	537	536	525	519	514	510
Family Planning Only Services	102	102	102	102	100	101	98	96	94	86	90	86
Foster Care	47	47	48	46	49	49	49	47	47	52	52	53
Medicare Beneficiaries	49	49	49	49	49	48	46	46	46	47	46	45
Miscellaneous	5	4	4	4	5	17	12	10	3	2	2	3
Subsidized Adoption	1	1	1	1	1	1	1	1	1	1	1	1
Well Woman MA	2	2	2	2	2	2	2	2	2	2	1	1
Other Coverage Total	206	205	206	204	206	218	208	202	193	190	192	189
Total Coverage	3816	3807	3830	3837	3857	3737	3658	3519	3442	3397	3375	3322

WISCONSIN MEDICAID

Note: Wisconsin implemented BadgerCare Plus on 2/01/2008. Because BadgerCare Plus simplified the eligibility determination, categories for Family Coverage were changed from sub-programs to types of individuals. This report shows the number of members certified by each county or tribe. The county of certification may or may not be the county of residence.

COUNTY OR TRIBE: LAFAYETTE**2022**

	JAN	FEB	MAR	APR	MAY	JUN	JUL	AUG	SEP	OCT	NOV	DEC
Childless Adults	460	466	473	470	468	470	481	484	484	486	493	499
Children	1228	1228	1237	1234	1247	1250	1262	1277	1272	1283	1291	1302
Income Extensions	623	634	651	659	665	682	670	679	691	683	687	714
Parents/Caretakers	364	364	362	358	364	354	361	367	363	364	369	367
Pregnant Women	112	113	117	120	126	129	129	133	130	131	133	133
Youths Exiting	1	1	1
BadgerCare Plus Total	2787	2805	2840	2841	2870	2885	2903	2940	2940	2948	2974	3016
Institutionalized	29	27	26	27	27	28	27	27	26	25	25	26
MAPP	128	128	130	130	132	132	138	137	139	141	144	148
SSI	185	183	182	180	186	186	180	184	187	187	186	192
SSI-Related	116	120	118	121	121	119	115	116	117	118	116	115
Waiver	103	98	98	97	98	94	91	90	89	87	87	85
Elderly & Disabled Coverage Total	561	556	554	555	564	559	551	554	558	558	558	566
Family Planning Only Services	92	92	94	94	95	95	94	95	97	99	100	100
Foster Care	42	42	42	43	42	42	44	43	47	48	49	49
Medicare Beneficiaries	51	52	51	51	50	51	51	51	51	51	51	50
Miscellaneous	5	5	4	4	4	4	4	4	4	4	4	5
Subsidized Adoption	1	1	1	1	1	1	1	1	2	2	1	1
Well Woman MA	2	2	2	2	2	2	2	2	2	2	2	2
Other Coverage Total	193	194	194	195	194	195	196	196	203	206	207	207
Total Coverage	3541	3555	3588	3591	3628	3639	3650	3690	3701	3712	3739	3789

WISCONSIN MEDICAID

Note: Wisconsin implemented BadgerCare Plus on 2/01/2008. Because BadgerCare Plus simplified the eligibility determination, categories for Family Coverage were changed from sub-programs to types of individuals. This report shows the number of members certified by each county or tribe. The county of certification may or may not be the county of residence.

COUNTY OR TRIBE: LAFAYETTE**2021**

	JAN	FEB	MAR	APR	MAY	JUN	JUL	AUG	SEP	OCT	NOV	DEC
Childless Adults	387	388	395	408	415	419	433	433	447	454	453	455
Children	1228	1257	1250	1266	1263	1274	1273	1277	1272	1254	1234	1231
Express Enroll-PW	1	.
Income Extensions	457	451	462	464	463	472	487	504	514	567	577	593
Parents/Caretakers	369	384	381	383	387	396	398	394	391	370	367	360
Pregnant Women	75	79	81	85	87	86	85	89	95	102	103	110
Youths Exiting	1	1	1	1	1
BadgerCare Plus Total	2517	2560	2570	2607	2616	2647	2676	2697	2719	2747	2735	2749
Institutionalized	26	27	28	28	27	25	25	25	23	27	29	30
MAPP	131	130	130	131	133	134	133	132	132	129	129	127
SSI	194	198	197	200	199	201	201	198	195	192	187	187
SSI-Related	102	101	103	105	103	106	111	113	116	116	115	115
Waiver	96	100	102	101	102	103	104	104	105	101	104	106
Elderly & Disabled Coverage Total	549	556	560	565	564	569	574	572	571	565	564	565
Family Planning Only Services	88	90	92	91	91	93	93	93	89	90	90	92
Foster Care	28	29	31	33	33	33	35	35	38	38	41	41
Medicare Beneficiaries	56	55	56	57	56	56	58	54	54	53	53	53
Miscellaneous	2	2	3	2	2	2	4	4	4	4	4	4
Subsidized Adoption	1	1	1	1	1	1	1	1	1	1	1	1
Well Woman MA	2	2	2	2	2	2	2	2	2	2	2	2
Other Coverage Total	177	179	185	186	185	187	193	189	188	188	191	193
Total Coverage	3243	3295	3315	3358	3365	3403	3443	3458	3478	3500	3490	3507

WISCONSIN MEDICAID

Note: Wisconsin implemented BadgerCare Plus on 2/01/2008. Because BadgerCare Plus simplified the eligibility determination, categories for Family Coverage were changed from sub-programs to types of individuals. This report shows the number of members certified by each county or tribe. The county of certification may or may not be the county of residence.

COUNTY OR TRIBE: LAFAYETTE**2020**

	JAN	FEB	MAR	APR	MAY	JUN	JUL	AUG	SEP	OCT	NOV	DEC
Childless Adults	267	273	275	295	301	317	330	342	356	361	370	384
Children	1056	1072	1092	1121	1121	1152	1175	1185	1214	1229	1221	1218
Income Extensions	337	334	339	336	347	350	350	371	385	409	436	445
Parents/Caretakers	313	318	314	336	341	347	360	354	367	360	357	359
Pregnant Women	49	54	47	52	58	57	59	59	64	75	78	77
Youths Exiting	.	1	1	1	1	1	1	1	1	1	1	1
BadgerCare Plus Total	2022	2052	2068	2141	2169	2224	2275	2312	2387	2435	2463	2484
Institutionalized	38	38	36	37	33	33	32	32	30	32	32	28
Katie Beckett Program	1	1	1	1	1
MAPP	127	126	126	126	124	122	122	121	119	122	125	129
SSI	195	195	197	195	197	198	199	200	196	194	194	195
SSI-Related	69	74	79	83	87	90	90	94	94	98	98	101
Waiver	87	87	86	88	89	87	87	89	89	92	92	92
Elderly & Disabled Coverage Total	517	521	525	530	531	530	530	536	528	538	541	545
Family Planning Only Services	78	72	74	77	80	84	84	81	79	80	80	83
Foster Care	21	21	21	22	22	22	23	24	24	24	25	28
Medicare Beneficiaries	61	61	61	57	57	57	58	58	57	57	56	57
Miscellaneous	4	3	3	3	3	3	3	3	3	2	2	2
Subsidized Adoption	1	1	1	1	1	1	1	1	1	1	1	1
Well Woman MA	2	2	2	2	2	2	2	2	2	2	2	2
Other Coverage Total	167	160	162	162	165	169	171	169	166	166	166	173
Total Coverage	2706	2733	2755	2833	2865	2923	2976	3017	3081	3139	3170	3202

WISCONSIN MEDICAID

Note: Wisconsin implemented BadgerCare Plus on 2/01/2008. Because BadgerCare Plus simplified the eligibility determination, categories for Family Coverage were changed from sub-programs to types of individuals. This report shows the number of members certified by each county or tribe. The county of certification may or may not be the county of residence.

COUNTY OR TRIBE: LAFAYETTE**2019**

	JAN	FEB	MAR	APR	MAY	JUN	JUL	AUG	SEP	OCT	NOV	DEC
Childless Adults	238	245	254	258	252	252	260	267	271	263	259	267
Children	1178	1188	1175	1147	1125	1115	1119	1103	1076	1070	1059	1063
Income Extensions	159	160	180	196	228	244	238	264	290	305	349	349
Parents/Caretakers	350	366	368	363	360	345	335	344	336	342	314	309
Pregnant Women	42	40	32	32	38	43	44	47	49	50	49	47
Youths Exiting	1	1	1	1	1	1	1	1	1	1	.	.
BadgerCare Plus Total	1968	2000	2010	1997	2004	2000	1997	2026	2023	2031	2030	2035
Institutionalized	47	44	49	43	44	42	43	42	40	38	38	41
Katie Beckett Program	1	1	1	1	1	1	1	1	1	1	1	1
MAPP	144	142	144	146	145	145	141	137	135	128	131	125
SSI	191	193	197	198	196	198	199	197	199	197	196	195
SSI-Related	44	42	41	39	41	43	40	42	57	60	64	67
Waiver	86	86	79	84	89	87	83	81	81	83	85	82
Elderly & Disabled Coverage Total	513	508	511	511	516	516	507	500	513	507	515	511
Family Planning Only Services	91	89	88	83	79	79	85	81	76	84	80	77
Foster Care	23	22	22	24	27	26	25	22	16	17	18	21
Medicare Beneficiaries	69	67	65	59	64	70	69	71	69	66	66	65
Miscellaneous	1	1	1	2	3	2	2	2	2	4	4	4
Subsidized Adoption	1	1	1	1	1	1	1	1	1	1	1	1
Well Woman MA	2	2	2	2	2	2	2	2	2	2	2	2
Other Coverage Total	187	182	179	171	176	180	184	179	166	174	171	170
Total Coverage	2668	2690	2700	2679	2696	2696	2688	2705	2702	2712	2716	2716

WISCONSIN MEDICAID

Note: Wisconsin implemented BadgerCare Plus on 2/01/2008. Because BadgerCare Plus simplified the eligibility determination, categories for Family Coverage were changed from sub-programs to types of individuals. This report shows the number of members certified by each county or tribe. The county of certification may or may not be the county of residence.

COUNTY OR TRIBE: LANGLADE

2024

	JAN	FEB	MAR	APR	MAY	JUN	JUL	AUG	SEP	OCT	NOV	DEC
Childless Adults	10	6	2
Children	42	52	56
Income Extensions	59	42	24
Parents/Caretakers	23	22	18
Pregnant Women	3	5	7
BadgerCare Plus Total	137	127	107
Institutionalized	1	1	2
MAPP	1	1
SSI	385	377	379
SSI-Related	4	5	4
Waiver	1
Elderly & Disabled Coverage Total	392	384	385
Family Planning Only Services	3	3	1
Foster Care	149	147	145
Medicare Beneficiaries	.	1
Miscellaneous	21	21	23
Other Coverage Total	173	172	169
Total Coverage	702	683	661

WISCONSIN MEDICAID

Note: Wisconsin implemented BadgerCare Plus on 2/01/2008. Because BadgerCare Plus simplified the eligibility determination, categories for Family Coverage were changed from sub-programs to types of individuals. This report shows the number of members certified by each county or tribe. The county of certification may or may not be the county of residence.

COUNTY OR TRIBE: LANGLADE**2023**

	JAN	FEB	MAR	APR	MAY	JUN	JUL	AUG	SEP	OCT	NOV	DEC
Childless Adults	28	26	24	25	24	5	6	6	6	4	6	5
Children	94	87	79	85	83	44	47	45	44	44	42	37
Income Extensions	94	88	89	84	84	72	72	66	66	64	68	63
Parents/Caretakers	41	39	37	44	46	34	39	39	38	35	32	27
Pregnant Women	18	14	13	14	11	2	7	5	5	6	5	3
Youths Exiting	1	1	1	1	1	1
BadgerCare Plus Total	276	255	243	253	249	158	171	161	159	153	153	135
MAPP	1	.	1	2	3	3	1
SSI	427	429	429	423	428	409	406	413	417	410	406	400
SSI-Related	2	1	1	1	1	.	.	1	1	.	1	.
Waiver	1	.	.
Elderly & Disabled Coverage Total	429	430	430	424	429	410	406	415	420	414	410	401
Family Planning Only Services	12	11	11	12	11	5	4	2	4	4	5	3
Foster Care	140	144	146	147	147	149	150	157	158	159	158	160
Miscellaneous	25	25	25	24	24	24	23	22	22	22	21	21
Well Woman MA	1	1	1	1	1	2	1
Other Coverage Total	178	181	183	184	183	180	178	181	184	185	184	184
Total Coverage	883	866	856	861	861	748	755	757	763	752	747	720

WISCONSIN MEDICAID

Note: Wisconsin implemented BadgerCare Plus on 2/01/2008. Because BadgerCare Plus simplified the eligibility determination, categories for Family Coverage were changed from sub-programs to types of individuals. This report shows the number of members certified by each county or tribe. The county of certification may or may not be the county of residence.

COUNTY OR TRIBE: LANGLADE

2022

	JAN	FEB	MAR	APR	MAY	JUN	JUL	AUG	SEP	OCT	NOV	DEC
Childless Adults	1108	1004	184	88	80	80	69	57	50	40	36	31
Children	1453	1355	224	151	151	142	119	114	104	96	88	93
Income Extensions	839	848	113	84	81	82	84	85	84	83	84	100
Parents/Caretakers	612	568	98	73	80	69	60	54	49	42	42	42
Pregnant Women	133	124	26	23	20	19	19	21	19	15	18	19
Youths Exiting	3	2	1	1	1	1	1	1	1	1	1	1
BadgerCare Plus Total	4148	3901	646	420	413	393	352	332	307	277	269	286
Institutionalized	1	1	1	1	1	1
SSI	433	433	433	432	432	431	422	420	418	423	424	429
SSI-Related	4	3	4	3	3	3	3	2	3	3	4	3
Waiver	3	4	2	2	1	.	1	1	2	2	1	.
Elderly & Disabled Coverage Total	441	441	440	438	437	435	426	423	423	428	429	432
Family Planning Only Services	209	191	99	71	31	31	31	27	25	22	17	13
Foster Care	127	133	135	135	139	140	139	137	143	143	141	141
Medicare Beneficiaries	1	1
Miscellaneous	23	23	23	23	23	24	24	24	24	24	24	25
Well Woman MA	1	1	1	1	1	1	1	1	1	1	1	1
Other Coverage Total	360	348	258	230	194	197	196	189	193	190	183	180
Total Coverage	4949	4690	1344	1088	1044	1025	974	944	923	895	881	898

WISCONSIN MEDICAID

Note: Wisconsin implemented BadgerCare Plus on 2/01/2008. Because BadgerCare Plus simplified the eligibility determination, categories for Family Coverage were changed from sub-programs to types of individuals. This report shows the number of members certified by each county or tribe. The county of certification may or may not be the county of residence.

COUNTY OR TRIBE: LANGLADE**2021**

	JAN	FEB	MAR	APR	MAY	JUN	JUL	AUG	SEP	OCT	NOV	DEC
Childless Adults	922	951	973	994	1011	1035	1048	1045	1062	1068	1087	1094
Children	1424	1444	1451	1466	1468	1453	1473	1474	1455	1457	1463	1455
Income Extensions	563	571	597	614	630	648	655	681	714	751	788	811
Parents/Caretakers	619	620	624	631	629	637	632	627	615	615	619	613
Pregnant Women	115	124	129	127	132	129	127	126	124	130	124	129
Youths Exiting	2	2	2	2	2	2	2	2	2	2	3	3
BadgerCare Plus Total	3645	3712	3776	3834	3872	3904	3937	3955	3972	4023	4084	4105
Institutionalized	1	1	1	1	1	1	1	1	1	1	1	1
MAPP	2	2	3	2	1	1	1	.	.	1	1	1
SSI	432	429	427	429	424	432	431	430	433	434	427	431
SSI-Related	5	6	6	5	7	8	9	10	10	9	9	8
Waiver	3	2	2	3	4	4	4	3	3	3	3	3
Elderly & Disabled Coverage Total	443	440	439	440	437	446	446	444	447	448	441	444
Family Planning Only Services	196	195	204	207	215	214	208	206	204	202	202	206
Foster Care	102	106	106	109	110	112	119	128	130	123	124	123
Medicare Beneficiaries	1	1
Miscellaneous	24	24	23	23	23	23	23	23	23	23	23	23
Well Woman MA	1	1	1	1	1	1	1	1	1	1	1	1
Other Coverage Total	324	327	334	340	349	350	351	358	358	349	350	353
Total Coverage	4412	4479	4549	4614	4658	4700	4734	4757	4777	4820	4875	4902

WISCONSIN MEDICAID

Note: Wisconsin implemented BadgerCare Plus on 2/01/2008. Because BadgerCare Plus simplified the eligibility determination, categories for Family Coverage were changed from sub-programs to types of individuals. This report shows the number of members certified by each county or tribe. The county of certification may or may not be the county of residence.

COUNTY OR TRIBE: LANGLADE**2020**

	JAN	FEB	MAR	APR	MAY	JUN	JUL	AUG	SEP	OCT	NOV	DEC
Childless Adults	564	572	570	619	661	691	726	765	801	836	881	910
Children	1323	1312	1328	1322	1353	1367	1366	1408	1426	1429	1424	1432
Income Extensions	357	357	350	398	397	404	405	424	443	482	526	539
Parents/Caretakers	495	502	518	527	552	576	589	601	618	608	614	632
Pregnant Women	71	66	65	72	70	77	82	91	88	98	101	108
Youths Exiting	2	3	3	3	3	2	2	2	2	2	2	2
BadgerCare Plus Total	2812	2812	2834	2941	3036	3117	3170	3291	3378	3455	3548	3623
Institutionalized	1	.	1	1	1	1	1
MAPP	5	5	4	3	2	4	3	2	2	2	2	2
SSI	427	422	422	421	422	420	423	422	424	428	424	428
SSI-Related	7	8	4	2	2	5	3	5	7	5	6	6
Waiver	5	6	6	3	2	2	2	2	3	3	3	3
Elderly & Disabled Coverage Total	445	441	437	429	428	431	431	431	437	439	436	440
Family Planning Only Services	196	189	198	195	190	193	193	191	193	193	191	195
Foster Care	82	88	86	96	95	92	105	106	102	99	99	98
Medicare Beneficiaries	2	2	2	.	.	1	1	1	.	.	.	1
Miscellaneous	13	13	13	14	15	15	15	15	18	23	23	24
Well Woman MA	1	1	1	1	1	1	1	1	1	1	1	1
Other Coverage Total	294	293	300	306	301	302	315	314	314	316	314	319
Total Coverage	3551	3546	3571	3676	3765	3850	3916	4036	4129	4210	4298	4382

WISCONSIN MEDICAID

Note: Wisconsin implemented BadgerCare Plus on 2/01/2008. Because BadgerCare Plus simplified the eligibility determination, categories for Family Coverage were changed from sub-programs to types of individuals. This report shows the number of members certified by each county or tribe. The county of certification may or may not be the county of residence.

COUNTY OR TRIBE: LANGLADE**2019**

	JAN	FEB	MAR	APR	MAY	JUN	JUL	AUG	SEP	OCT	NOV	DEC
Childless Adults	537	537	552	534	528	526	530	533	545	558	547	558
Children	1427	1420	1393	1406	1376	1375	1377	1345	1327	1311	1306	1305
Income Extensions	225	217	219	223	238	249	262	306	317	338	361	364
Parents/Caretakers	542	550	565	564	532	527	524	502	507	518	491	498
Pregnant Women	74	69	62	66	71	61	70	67	67	58	68	68
Youths Exiting	3	4	3	3	4	4	2	2	2	2	1	2
BadgerCare Plus Total	2808	2797	2794	2796	2749	2742	2765	2755	2765	2785	2774	2795
Institutionalized	50	50	47	44	31	24	16	12	10	9	7	2
MAPP	179	180	173	151	96	71	55	42	32	20	15	8
SSI	428	432	437	433	438	440	434	432	429	427	430	424
SSI-Related	87	86	89	80	46	37	34	31	24	11	13	9
Waiver	185	183	174	147	104	84	45	30	24	18	15	10
Elderly & Disabled Coverage Total	929	931	920	855	715	656	584	547	519	485	480	453
Family Planning Only Services	186	195	189	186	186	193	193	195	187	177	177	192
Foster Care	107	107	104	104	100	100	92	80	76	71	73	79
Medicare Beneficiaries	184	177	169	156	119	99	87	80	69	20	12	10
Miscellaneous	9	9	11	9	9	10	11	13	13	13	13	13
Well Woman MA	1	1	1	1	1	1	1	1	1	1	1	1
Other Coverage Total	487	489	474	456	415	403	384	369	346	282	276	295
Total Coverage	4224	4217	4188	4107	3879	3801	3733	3671	3630	3552	3530	3543

WISCONSIN MEDICAID

Note: Wisconsin implemented BadgerCare Plus on 2/01/2008. Because BadgerCare Plus simplified the eligibility determination, categories for Family Coverage were changed from sub-programs to types of individuals. This report shows the number of members certified by each county or tribe. The county of certification may or may not be the county of residence.

COUNTY OR TRIBE: LINCOLN**2024**

	JAN	FEB	MAR	APR	MAY	JUN	JUL	AUG	SEP	OCT	NOV	DEC
Childless Adults	10	11	6
Children	27	23	26
Income Extensions	25	24	17
Parents/Caretakers	13	12	10
Pregnant Women	5	5	2
BadgerCare Plus Total	80	75	61
Institutionalized	1	2	2
MAPP	2	4	2
SSI	426	423	422
SSI-Related	3	2	2
Waiver	1	1	1
Elderly & Disabled Coverage Total	433	432	429
Family Planning Only Services	1	1	2
Foster Care	120	119	118
Medicare Beneficiaries	1	1	1
Miscellaneous	15	15	15
Well Woman MA	1	1	1
Other Coverage Total	138	137	137
Total Coverage	651	644	627

WISCONSIN MEDICAID

Note: Wisconsin implemented BadgerCare Plus on 2/01/2008. Because BadgerCare Plus simplified the eligibility determination, categories for Family Coverage were changed from sub-programs to types of individuals. This report shows the number of members certified by each county or tribe. The county of certification may or may not be the county of residence.

COUNTY OR TRIBE: LINCOLN**2023**

	JAN	FEB	MAR	APR	MAY	JUN	JUL	AUG	SEP	OCT	NOV	DEC
Childless Adults	11	10	6	4	8	12	9	10	8	7	11	9
Children	27	26	22	22	22	21	19	20	19	21	23	21
Income Extensions	26	25	20	19	19	16	17	15	28	21	22	26
Parents/Caretakers	16	13	12	11	13	12	11	12	11	10	10	13
Pregnant Women	3	6	4	4	3	4	4	3	5	5	4	5
Youths Exiting	1	1	1
BadgerCare Plus Total	83	80	64	60	65	66	61	61	71	64	70	74
Institutionalized	1	1	2	1	2	1
MAPP	.	.	1	1	3	3	3	5	4	4	4	4
SSI	468	466	464	463	461	439	439	432	431	424	423	422
SSI-Related	2	.	1	1	3	6	5	9	8	6	5	5
Waiver	.	1	1	1	1	2	2
Elderly & Disabled Coverage Total	470	467	466	465	467	448	448	448	446	436	436	434
Family Planning Only Services	7	7	7	4	4	3	2	2	2	2	2	2
Foster Care	108	113	120	119	122	126	124	123	123	122	121	119
Medicare Beneficiaries	2	2	1	2	2	1	1	2	2	2	1	1
Miscellaneous	15	15	15	15	15	15	14	14	14	14	14	15
Well Woman MA	2	2	2	2	2	2	2	2	1	1	1	1
Other Coverage Total	134	139	145	142	145	147	143	143	142	141	139	138
Total Coverage	687	686	675	667	677	661	652	652	659	641	645	646

WISCONSIN MEDICAID

Note: Wisconsin implemented BadgerCare Plus on 2/01/2008. Because BadgerCare Plus simplified the eligibility determination, categories for Family Coverage were changed from sub-programs to types of individuals. This report shows the number of members certified by each county or tribe. The county of certification may or may not be the county of residence.

COUNTY OR TRIBE: LINCOLN**2022**

	JAN	FEB	MAR	APR	MAY	JUN	JUL	AUG	SEP	OCT	NOV	DEC
Childless Adults	13	12	7	8	10	13	12	10	13	6	9	10
Children	42	44	42	39	38	27	29	33	34	20	21	24
Income Extensions	14	10	18	16	18	18	18	17	23	19	22	30
Parents/Caretakers	20	20	14	15	17	16	18	18	17	9	12	17
Pregnant Women	4	4	5	5	6	4	5	5	4	3	4	3
BadgerCare Plus Total	93	90	86	83	89	78	82	83	91	57	68	84
Institutionalized	1	2	2	1	1	1	1	1
SSI	469	467	468	466	471	463	455	461	465	466	467	470
SSI-Related	3	4	2	3	3	4	3	1	2	2	2	2
Waiver	4	2	.	.
Elderly & Disabled Coverage Total	473	473	472	470	475	468	458	462	471	470	470	473
Family Planning Only Services	5	5	5	5	5	4	7	8	8	8	7	7
Foster Care	107	109	105	106	113	115	113	116	118	116	112	111
Medicare Beneficiaries	.	1	1	1	1	1	1	1	1	1	1	1
Miscellaneous	7	7	13	13	13	13	13	13	13	13	14	15
Well Woman MA	1	1	1	1	2	2	2	2	2	2	2	2
Other Coverage Total	120	123	125	126	134	135	136	140	142	140	136	136
Total Coverage	686	686	683	679	698	681	676	685	704	667	674	693

WISCONSIN MEDICAID

Note: Wisconsin implemented BadgerCare Plus on 2/01/2008. Because BadgerCare Plus simplified the eligibility determination, categories for Family Coverage were changed from sub-programs to types of individuals. This report shows the number of members certified by each county or tribe. The county of certification may or may not be the county of residence.

COUNTY OR TRIBE: LINCOLN**2021**

	JAN	FEB	MAR	APR	MAY	JUN	JUL	AUG	SEP	OCT	NOV	DEC
Childless Adults	13	9	5	9	10	14	11	10	10	9	11	9
Children	38	36	29	27	26	20	14	16	17	27	39	43
Income Extensions	10	13	11	8	10	12	8	12	19	14	28	25
Parents/Caretakers	18	16	17	14	16	13	10	12	11	12	14	19
Pregnant Women	7	4	4	3	3	3	3	2	2	2	4	3
BadgerCare Plus Total	86	78	66	61	65	62	46	52	59	64	96	99
Institutionalized	1	1	1
MAPP	1	.	.	1	2	1	1
SSI	450	451	453	459	457	456	466	466	471	467	464	466
SSI-Related	1	.	.	1	2	1	2	2	5	3	5	4
Waiver	1	1	1	.	.	2	2	3	1	1	3	1
Elderly & Disabled Coverage Total	453	452	454	460	459	460	470	471	478	473	474	473
Family Planning Only Services	3	3	3	3	3	3	4	5	5	5	6	5
Foster Care	61	62	73	76	78	82	89	94	98	105	103	105
Medicare Beneficiaries	1	1
Miscellaneous	6	6	6	6	6	7	7	7	7	7	7	7
Well Woman MA	2	2	2	2	2	2	2	2	2	2	2	2
Other Coverage Total	73	73	84	87	89	94	102	108	112	119	118	120
Total Coverage	612	603	604	608	613	616	618	631	649	656	688	692

WISCONSIN MEDICAID

Note: Wisconsin implemented BadgerCare Plus on 2/01/2008. Because BadgerCare Plus simplified the eligibility determination, categories for Family Coverage were changed from sub-programs to types of individuals. This report shows the number of members certified by each county or tribe. The county of certification may or may not be the county of residence.

COUNTY OR TRIBE: LINCOLN

2020

	JAN	FEB	MAR	APR	MAY	JUN	JUL	AUG	SEP	OCT	NOV	DEC
Childless Adults	8	8	9	6	5	6	9	11	12	7	9	12
Children	77	69	57	46	39	18	28	18	21	26	26	31
Income Extensions	6	10	12	14	13	8	7	5	5	12	12	14
Parents/Caretakers	24	22	24	18	19	18	19	15	15	16	14	16
Pregnant Women	9	9	3	4	3	2	3	2	4	6	8	7
BadgerCare Plus Total	124	118	105	88	79	52	66	51	57	67	69	80
Institutionalized	5	3	1	1	.	1	2	1	1	.	1	1
Katie Beckett Program	2	2	2	2	2
MAPP	.	.	1	.	.	2	2	2	2	.	.	.
SSI	425	418	417	426	431	435	442	446	446	447	452	451
SSI-Related	1	2	2	2	.	1	1	1	.	.	1	1
Waiver	.	.	1	1	1	1	.	.	1	.	.	1
Elderly & Disabled Coverage Total	433	425	424	432	434	440	447	450	450	447	454	454
Family Planning Only Services	5	4	4	3	3	3	3	5	4	3	3	3
Foster Care	43	40	41	43	43	44	47	45	52	54	57	56
Medicare Beneficiaries	.	2	1	.	.	.	1	1
Miscellaneous	1	1	1	1	1	1	4	4	6	6	6	6
Well Woman MA	1	1	2	2	2
Other Coverage Total	49	47	47	47	47	48	55	56	63	65	68	67
Total Coverage	606	590	576	567	560	540	568	557	570	579	591	601

WISCONSIN MEDICAID

Note: Wisconsin implemented BadgerCare Plus on 2/01/2008. Because BadgerCare Plus simplified the eligibility determination, categories for Family Coverage were changed from sub-programs to types of individuals. This report shows the number of members certified by each county or tribe. The county of certification may or may not be the county of residence.

COUNTY OR TRIBE: LINCOLN**2019**

	JAN	FEB	MAR	APR	MAY	JUN	JUL	AUG	SEP	OCT	NOV	DEC
Childless Adults	10	8	14	9	13	10	7	13	15	11	11	9
Children	83	84	80	63	65	72	77	60	72	58	60	72
Income Extensions	12	13	9	12	10	10	14	9	7	10	8	16
Parents/Caretakers	43	45	42	28	29	31	33	25	28	22	27	24
Pregnant Women	9	5	8	5	4	6	7	9	10	11	9	6
Youths Exiting	1	1	1	1	1	2
BadgerCare Plus Total	157	155	153	117	121	129	139	117	133	113	116	129
Institutionalized	2	.	1	.	.	2
Katie Beckett Program	2	2	2	2	2	2	2	2	2	2	2	2
MAPP	.	.	2	.	.	1
SSI	416	416	422	433	433	433	436	429	424	428	430	428
SSI-Related	.	1	1	1	.	2	2	5	2	3	4	.
Waiver	1	.	4	2	2	4	2	2	1	3	2	3
Elderly & Disabled Coverage Total	419	419	431	438	437	442	444	438	430	436	438	435
Family Planning Only Services	6	5	5	4	4	6	6	7	5	5	5	6
Foster Care	77	81	78	77	77	71	69	67	67	57	54	48
Medicare Beneficiaries	.	.	1	1	.	.	.	1	.	1	.	.
Miscellaneous	2	1	1	1	1	1	1	1	1	1	1	1
Well Woman MA	3	3	3	2	2	2	2
Other Coverage Total	88	90	88	85	84	80	78	76	73	64	60	55
Total Coverage	664	664	672	640	642	651	661	631	636	613	614	619

WISCONSIN MEDICAID

Note: Wisconsin implemented BadgerCare Plus on 2/01/2008. Because BadgerCare Plus simplified the eligibility determination, categories for Family Coverage were changed from sub-programs to types of individuals. This report shows the number of members certified by each county or tribe. The county of certification may or may not be the county of residence.

COUNTY OR TRIBE: MANITOWOC

2024

	JAN	FEB	MAR	APR	MAY	JUN	JUL	AUG	SEP	OCT	NOV	DEC
Childless Adults	2357	2219	2117
Children	3840	4030	4324
Express Enroll-PW	1	.	1
Income Extensions	4082	3848	3405
Parents/Caretakers	1544	1526	1501
Pregnant Women	300	283	264
Youths Exiting	7	7	6
BadgerCare Plus Total	12131	11913	11618
Institutionalized	170	172	175
MAPP	545	526	523
SSI	1318	1289	1278
SSI-Related	576	564	550
Waiver	572	586	589
Elderly & Disabled Coverage Total	3181	3137	3115
Family Planning Only Services	281	284	284
Foster Care	297	297	295
Medicare Beneficiaries	212	207	219
Miscellaneous	31	32	32
Subsidized Adoption	1	1	1
Well Woman MA	3	3	3
Other Coverage Total	825	824	834
Total Coverage	16137	15874	15567

WISCONSIN MEDICAID

Note: Wisconsin implemented BadgerCare Plus on 2/01/2008. Because BadgerCare Plus simplified the eligibility determination, categories for Family Coverage were changed from sub-programs to types of individuals. This report shows the number of members certified by each county or tribe. The county of certification may or may not be the county of residence.

COUNTY OR TRIBE: MANITOWOC**2023**

	JAN	FEB	MAR	APR	MAY	JUN	JUL	AUG	SEP	OCT	NOV	DEC
Childless Adults	3109	3127	3150	3165	3188	3126	2992	2838	2693	2591	2483	2393
Children	4955	4930	4923	4904	4897	4666	4411	4162	4027	4002	3902	3819
Express Enroll-Children	1	1	1	1	1
Income Extensions	3498	3583	3593	3645	3677	3741	3831	3926	3979	4001	4036	4077
Parents/Caretakers	1860	1858	1878	1874	1884	1818	1756	1694	1659	1637	1602	1563
Pregnant Women	431	423	430	436	441	363	353	344	334	330	311	305
Youths Exiting	13	12	13	13	11	11	10	8	8	9	9	7
BadgerCare Plus Total	13867	13934	13988	14038	14099	13725	13353	12972	12700	12570	12343	12164
Institutionalized	161	162	161	161	155	189	183	177	176	175	168	170
MAPP	512	516	513	513	514	538	530	532	527	529	538	547
SSI	1431	1436	1433	1438	1442	1384	1390	1396	1394	1367	1350	1339
SSI-Related	666	667	679	674	676	668	658	641	630	629	616	602
Waiver	646	634	642	635	632	572	571	559	569	571	566	568
Elderly & Disabled Coverage Total	3416	3415	3428	3421	3419	3351	3332	3305	3296	3271	3238	3226
Family Planning Only Services	400	419	419	416	413	387	358	347	317	303	298	283
Foster Care	314	312	303	304	312	317	312	308	301	296	293	300
Medicare Beneficiaries	219	219	217	218	217	223	216	208	202	206	206	206
Miscellaneous	32	32	34	36	36	51	46	41	29	31	29	28
Subsidized Adoption	2	2	2	2	2	2	2	2	2	1	1	1
Well Woman MA	2	2	2	2	4	4	4	4	4	3	3	3
Other Coverage Total	969	986	977	978	984	984	938	910	855	840	830	821
Total Coverage	18252	18335	18393	18437	18502	18060	17623	17187	16851	16681	16411	16211

WISCONSIN MEDICAID

Note: Wisconsin implemented BadgerCare Plus on 2/01/2008. Because BadgerCare Plus simplified the eligibility determination, categories for Family Coverage were changed from sub-programs to types of individuals. This report shows the number of members certified by each county or tribe. The county of certification may or may not be the county of residence.

COUNTY OR TRIBE: MANITOWOC**2022**

	JAN	FEB	MAR	APR	MAY	JUN	JUL	AUG	SEP	OCT	NOV	DEC
Childless Adults	2850	2866	2890	2916	2934	2936	2967	2990	3014	3036	3066	3081
Children	4903	4874	4892	4884	4929	4907	4946	4939	4939	4956	4959	4943
Express Enroll-Children	1	1	1	1	1	1	1	1	1	1	1	1
Income Extensions	2778	2877	2897	3027	3052	3109	3156	3194	3246	3277	3337	3461
Parents/Caretakers	1804	1809	1853	1813	1824	1834	1824	1833	1847	1870	1863	1857
Pregnant Women	365	360	360	375	384	386	396	406	414	420	423	425
Youths Exiting	15	16	15	15	14	14	14	13	14	14	14	14
BadgerCare Plus Total	12716	12803	12908	13031	13138	13187	13304	13376	13475	13574	13663	13782
Institutionalized	184	180	183	179	176	176	166	163	167	172	169	159
MAPP	493	479	470	473	475	480	502	501	500	499	508	513
SSI	1438	1429	1424	1431	1423	1423	1391	1399	1414	1419	1426	1427
SSI-Related	636	647	648	650	657	657	652	653	651	658	655	662
Waiver	623	636	639	639	635	639	641	641	643	640	644	645
Elderly & Disabled Coverage Total	3374	3371	3364	3372	3366	3375	3352	3357	3375	3388	3402	3406
Family Planning Only Services	409	406	404	403	402	398	397	394	394	395	393	396
Foster Care	279	278	288	294	296	291	287	290	302	309	315	313
Medicare Beneficiaries	241	239	238	239	236	235	234	227	230	230	223	221
Miscellaneous	27	27	28	28	28	30	31	32	32	32	32	32
Subsidized Adoption	1	1	1	1	1	2	2	2	2	2	2	2
Well Woman MA	2	2	2	2	2	2	2	2	2	2	2	2
Other Coverage Total	959	953	961	967	965	958	953	947	962	970	967	966
Total Coverage	17049	17127	17233	17370	17469	17520	17609	17680	17812	17932	18032	18154

WISCONSIN MEDICAID

Note: Wisconsin implemented BadgerCare Plus on 2/01/2008. Because BadgerCare Plus simplified the eligibility determination, categories for Family Coverage were changed from sub-programs to types of individuals. This report shows the number of members certified by each county or tribe. The county of certification may or may not be the county of residence.

COUNTY OR TRIBE: MANITOWOC**2021**

	JAN	FEB	MAR	APR	MAY	JUN	JUL	AUG	SEP	OCT	NOV	DEC
Childless Adults	2400	2445	2493	2532	2566	2594	2635	2690	2715	2736	2762	2806
Children	4951	4957	4965	4984	4993	5025	5011	5018	5030	4976	4935	4932
Express Enroll-Children	.	1	1	1	1	1	1	1	1	1	1	1
Income Extensions	1750	1828	1946	1968	2021	2065	2152	2205	2247	2442	2612	2679
Parents/Caretakers	1870	1881	1877	1901	1909	1914	1903	1918	1909	1841	1799	1810
Pregnant Women	301	308	312	337	349	348	351	360	367	371	367	366
Youths Exiting	13	13	11	11	11	11	11	11	12	14	14	15
BadgerCare Plus Total	11285	11433	11605	11734	11850	11958	12064	12203	12281	12381	12490	12609
Institutionalized	196	198	200	194	191	192	190	188	188	190	192	191
MAPP	476	478	483	481	481	480	484	483	485	493	494	498
SSI	1429	1436	1430	1437	1432	1430	1431	1433	1429	1425	1424	1431
SSI-Related	581	580	595	599	603	608	614	621	623	628	628	633
Waiver	591	582	597	608	609	625	623	628	625	620	620	622
Elderly & Disabled Coverage Total	3273	3274	3305	3319	3316	3335	3342	3353	3350	3356	3358	3375
Family Planning Only Services	423	424	429	422	423	426	420	425	420	417	414	409
Foster Care	203	210	221	223	229	234	239	238	245	254	259	267
Medicare Beneficiaries	271	269	262	260	256	256	254	255	254	248	243	237
Miscellaneous	23	23	23	24	24	25	28	30	28	27	27	27
Subsidized Adoption	1	1
Well Woman MA	2	2	2	2	2	2	2	2	2	2	2	2
Other Coverage Total	922	928	937	931	934	943	943	950	949	948	946	943
Total Coverage	15480	15635	15847	15984	16100	16236	16349	16506	16580	16685	16794	16927

WISCONSIN MEDICAID

Note: Wisconsin implemented BadgerCare Plus on 2/01/2008. Because BadgerCare Plus simplified the eligibility determination, categories for Family Coverage were changed from sub-programs to types of individuals. This report shows the number of members certified by each county or tribe. The county of certification may or may not be the county of residence.

COUNTY OR TRIBE: MANITOWOC**2020**

	JAN	FEB	MAR	APR	MAY	JUN	JUL	AUG	SEP	OCT	NOV	DEC
Childless Adults	1609	1627	1625	1724	1822	1890	1966	2046	2136	2194	2264	2347
Children	4404	4390	4426	4583	4714	4768	4842	4856	4872	4920	4912	4915
Express Enroll-PW	.	.	.	1	1	.	.
Income Extensions	1161	1137	1103	1151	1128	1150	1208	1300	1460	1563	1660	1720
Parents/Caretakers	1458	1468	1479	1570	1694	1764	1819	1814	1813	1812	1822	1833
Pregnant Women	205	222	226	246	247	249	264	277	285	295	292	297
Youths Exiting	10	10	9	9	11	11	12	12	12	15	15	13
BadgerCare Plus Total	8847	8854	8868	9284	9616	9832	10111	10305	10578	10800	10965	11125
Institutionalized	234	226	221	227	229	226	229	224	217	213	203	197
Katie Beckett Program	7	8	9	8	9
MAPP	456	461	464	468	458	454	456	450	453	463	467	475
SSI	1372	1379	1371	1387	1395	1406	1403	1409	1417	1421	1423	1426
SSI-Related	386	414	428	463	494	506	520	533	539	551	564	572
Waiver	558	552	558	573	577	589	589	591	598	588	596	597
Elderly & Disabled Coverage Total	3013	3040	3051	3126	3162	3181	3197	3207	3224	3236	3253	3267
Family Planning Only Services	442	439	433	434	428	421	425	433	431	430	429	429
Foster Care	142	139	135	135	136	142	147	160	173	186	192	195
Medicare Beneficiaries	300	289	289	271	274	269	272	275	276	276	272	271
Miscellaneous	15	14	15	15	15	16	17	17	20	22	23	22
Well Woman MA	2	2	1	1	1	1	1	1	1	2	2	2
Other Coverage Total	901	883	873	856	854	849	862	886	901	916	918	919
Total Coverage	12761	12777	12792	13266	13632	13862	14170	14398	14703	14952	15136	15311

WISCONSIN MEDICAID

Note: Wisconsin implemented BadgerCare Plus on 2/01/2008. Because BadgerCare Plus simplified the eligibility determination, categories for Family Coverage were changed from sub-programs to types of individuals. This report shows the number of members certified by each county or tribe. The county of certification may or may not be the county of residence.

COUNTY OR TRIBE: MANITOWOC**2019**

	JAN	FEB	MAR	APR	MAY	JUN	JUL	AUG	SEP	OCT	NOV	DEC
Childless Adults	1442	1427	1407	1431	1482	1468	1470	1463	1472	1520	1549	1562
Children	4780	4723	4711	4611	4538	4510	4491	4451	4424	4350	4407	4393
Express Enroll-Children	1	2	1	.	1	.	.
Income Extensions	674	767	830	880	901	963	971	996	1060	1120	1184	1163
Parents/Caretakers	1474	1448	1489	1473	1453	1446	1447	1453	1421	1410	1414	1427
Pregnant Women	224	224	219	216	221	220	227	227	230	228	221	212
Youths Exiting	16	16	13	13	12	11	10	11	12	10	9	10
BadgerCare Plus Total	8610	8605	8669	8624	8607	8619	8618	8602	8619	8639	8784	8767
Institutionalized	255	254	250	247	252	249	250	249	249	249	240	235
Katie Beckett Program	4	5	5	5	6	7	6	6	6	6	6	6
MAPP	499	497	505	498	505	505	509	513	492	494	479	469
SSI	1393	1387	1379	1380	1387	1379	1383	1379	1381	1379	1374	1372
SSI-Related	232	239	242	240	235	246	242	246	300	329	350	372
Waiver	547	560	557	566	567	562	561	556	558	554	556	555
Elderly & Disabled Coverage Total	2930	2942	2938	2936	2952	2948	2951	2949	2986	3011	3005	3009
Family Planning Only Services	494	492	475	466	466	462	448	455	453	452	443	442
Foster Care	101	105	113	113	115	117	119	130	134	135	136	136
Medicare Beneficiaries	368	359	349	363	359	360	356	343	325	308	303	298
Miscellaneous	13	13	15	14	15	14	14	16	16	16	18	15
Well Woman MA	1	1	1	1	1	2	2	2	2	2	2	2
Other Coverage Total	977	970	953	957	956	955	939	946	930	913	902	893
Total Coverage	12517	12517	12560	12517	12515	12522	12508	12497	12535	12563	12691	12669

WISCONSIN MEDICAID

Note: Wisconsin implemented BadgerCare Plus on 2/01/2008. Because BadgerCare Plus simplified the eligibility determination, categories for Family Coverage were changed from sub-programs to types of individuals. This report shows the number of members certified by each county or tribe. The county of certification may or may not be the county of residence.

COUNTY OR TRIBE: MARATHON

2024

	JAN	FEB	MAR	APR	MAY	JUN	JUL	AUG	SEP	OCT	NOV	DEC
Childless Adults	8902	8419	8020
Children	13267	13617	14245
Express Enroll-PW	.	4	3
Income Extensions	12902	12269	11062
Parents/Caretakers	5184	5079	4965
Pregnant Women	1140	1080	1012
Youths Exiting	63	58	55
BadgerCare Plus Total	41458	40526	39362
Institutionalized	421	419	416
MAPP	1763	1689	1673
SSI	1880	1830	1811
SSI-Related	1849	1814	1796
Waiver	1759	1747	1749
Elderly & Disabled Coverage Total	7672	7499	7445
Family Planning Only Services	2119	2186	2185
Foster Care	341	344	348
Medicare Beneficiaries	625	663	699
Miscellaneous	26	25	26
Subsidized Adoption	3	3	3
Well Woman MA	10	8	6
Other Coverage Total	3124	3229	3267
Total Coverage	52254	51254	50074

WISCONSIN MEDICAID

Note: Wisconsin implemented BadgerCare Plus on 2/01/2008. Because BadgerCare Plus simplified the eligibility determination, categories for Family Coverage were changed from sub-programs to types of individuals. This report shows the number of members certified by each county or tribe. The county of certification may or may not be the county of residence.

COUNTY OR TRIBE: MARATHON**2023**

	JAN	FEB	MAR	APR	MAY	JUN	JUL	AUG	SEP	OCT	NOV	DEC
Childless Adults	6988	9492	11860	11937	11968	11837	11340	10796	10241	9861	9500	9170
Children	10642	13454	16423	16443	16515	16169	15506	14814	14325	14125	13758	13491
Express Enroll-PW	.	.	1	1	.	.
Income Extensions	6538	8888	11592	11700	11789	11755	11829	12079	12213	12353	12624	12810
Parents/Caretakers	3443	4660	5953	6013	6066	6049	5983	5810	5705	5628	5460	5316
Pregnant Women	938	1242	1450	1470	1493	1374	1341	1330	1312	1302	1275	1214
Youths Exiting	36	51	67	66	66	64	64	63	61	60	62	63
BadgerCare Plus Total	28585	37787	47346	47629	47897	47248	46063	44892	43857	43330	42679	42064
Institutionalized	405	398	393	390	381	435	423	410	411	414	412	409
MAPP	1566	1565	1566	1562	1572	1674	1663	1684	1693	1727	1741	1752
SSI	1965	1978	1976	1982	1987	1976	1971	1972	1967	1938	1928	1894
SSI-Related	2043	2059	2083	2092	2095	2077	2044	2008	1946	1924	1890	1872
Waiver	2163	2148	2157	2144	2127	1865	1855	1829	1817	1809	1789	1759
Elderly & Disabled Coverage Total	8142	8148	8175	8170	8162	8027	7956	7903	7834	7812	7760	7686
Family Planning Only Services	1721	2252	2672	3120	3118	3065	2861	2667	2459	2344	2260	2107
Foster Care	322	317	313	315	319	321	327	327	329	326	326	334
Medicare Beneficiaries	641	636	638	640	643	653	646	632	627	615	603	611
Miscellaneous	40	42	42	41	41	61	42	34	25	26	24	25
Subsidized Adoption	3	3	3	3	3	3	3	3	3	4	4	4
TB-Related	2	2	2	2	2	2	2	1
Well Woman MA	11	12	12	14	18	17	13	11	11	11	10	9
Other Coverage Total	2740	3264	3682	4135	4144	4122	3894	3675	3454	3326	3227	3090
Total Coverage	39467	49199	59203	59934	60203	59397	57913	56470	55145	54468	53666	52840

WISCONSIN MEDICAID

Note: Wisconsin implemented BadgerCare Plus on 2/01/2008. Because BadgerCare Plus simplified the eligibility determination, categories for Family Coverage were changed from sub-programs to types of individuals. This report shows the number of members certified by each county or tribe. The county of certification may or may not be the county of residence.

COUNTY OR TRIBE: MARATHON**2022**

	JAN	FEB	MAR	APR	MAY	JUN	JUL	AUG	SEP	OCT	NOV	DEC
Childless Adults	5665	5731	5811	5851	5884	5931	6009	6076	6118	6157	6233	6287
Children	10120	10180	10158	10073	10065	10018	9969	9981	9965	10038	10044	10037
Income Extensions	4752	4861	4998	5213	5373	5507	5614	5774	5896	5964	6111	6274
Parents/Caretakers	3255	3297	3295	3275	3263	3269	3256	3260	3261	3285	3262	3232
Pregnant Women	793	808	802	799	803	791	798	808	806	829	836	860
Youths Exiting	38	40	39	40	38	38	38	39	36	36	35	35
BadgerCare Plus Total	24623	24917	25103	25251	25426	25554	25684	25938	26082	26309	26521	26725
Institutionalized	438	432	431	435	419	418	410	413	410	414	416	408
MAPP	1523	1500	1483	1476	1482	1490	1556	1565	1561	1561	1564	1557
SSI	1930	1936	1943	1940	1947	1947	1914	1926	1939	1948	1954	1955
SSI-Related	1936	1942	1959	1977	1983	1994	1993	1987	1986	2005	2017	2022
Waiver	2126	2142	2151	2144	2133	2140	2133	2146	2162	2154	2146	2159
Elderly & Disabled Coverage Total	7953	7952	7967	7972	7964	7989	8006	8037	8058	8082	8097	8101
Family Planning Only Services	1590	1583	1587	1596	1600	1614	1626	1640	1630	1633	1647	1654
Foster Care	333	329	331	340	337	325	326	329	328	333	330	331
Medicare Beneficiaries	696	693	694	684	686	680	675	665	664	658	652	648
Miscellaneous	32	34	35	36	37	37	38	39	39	39	40	40
Subsidized Adoption	2	2	2	2	2	2	2	2	3	3	3	3
TB-Related	1	1	1	1	1	1	1	2	2	2	2	2
Well Woman MA	9	9	9	9	9	9	10	10	10	10	10	10
Other Coverage Total	2663	2651	2659	2668	2672	2668	2678	2687	2676	2678	2684	2688
Total Coverage	35239	35520	35729	35891	36062	36211	36368	36662	36816	37069	37302	37514

WISCONSIN MEDICAID

Note: Wisconsin implemented BadgerCare Plus on 2/01/2008. Because BadgerCare Plus simplified the eligibility determination, categories for Family Coverage were changed from sub-programs to types of individuals. This report shows the number of members certified by each county or tribe. The county of certification may or may not be the county of residence.

COUNTY OR TRIBE: MARATHON**2021**

	JAN	FEB	MAR	APR	MAY	JUN	JUL	AUG	SEP	OCT	NOV	DEC
Childless Adults	4749	4861	4947	5045	5111	5180	5240	5308	5395	5454	5520	5566
Children	9973	10028	10039	10038	10067	10080	10146	10151	10132	10101	10110	10121
Income Extensions	3278	3353	3478	3578	3637	3762	3823	3921	4066	4231	4356	4534
Parents/Caretakers	3222	3242	3255	3276	3296	3286	3314	3298	3297	3293	3289	3287
Pregnant Women	626	656	660	690	706	720	743	758	769	768	776	792
Youths Exiting	34	38	38	37	38	35	35	34	35	33	35	35
BadgerCare Plus Total	21882	22178	22417	22664	22855	23063	23301	23470	23694	23880	24086	24335
Institutionalized	471	461	459	456	461	462	456	457	450	459	457	444
MAPP	1395	1417	1438	1447	1478	1493	1498	1504	1515	1514	1523	1532
SSI	1881	1894	1903	1904	1910	1921	1928	1934	1940	1939	1941	1940
SSI-Related	1751	1765	1788	1818	1839	1854	1873	1890	1884	1899	1911	1921
Waiver	2105	2116	2124	2128	2128	2120	2130	2120	2122	2130	2124	2125
Elderly & Disabled Coverage Total	7603	7653	7712	7753	7816	7850	7885	7905	7911	7941	7956	7962
Family Planning Only Services	1503	1523	1542	1557	1576	1579	1583	1591	1604	1600	1592	1591
Foster Care	276	281	284	300	304	303	308	314	317	315	327	330
Medicare Beneficiaries	774	762	766	763	755	741	726	718	716	712	706	699
Miscellaneous	23	23	23	23	23	23	29	31	32	34	34	34
Subsidized Adoption	3	3	3	2	2	2	2	2	2	2	2	2
TB-Related	1	1	1	1	1	1	1	1	1	1	1	1
Well Woman MA	8	8	8	8	8	8	8	8	8	8	8	9
Other Coverage Total	2588	2601	2627	2654	2669	2657	2657	2665	2680	2672	2670	2666
Total Coverage	32073	32432	32756	33071	33340	33570	33843	34040	34285	34493	34712	34963

WISCONSIN MEDICAID

Note: Wisconsin implemented BadgerCare Plus on 2/01/2008. Because BadgerCare Plus simplified the eligibility determination, categories for Family Coverage were changed from sub-programs to types of individuals. This report shows the number of members certified by each county or tribe. The county of certification may or may not be the county of residence.

COUNTY OR TRIBE: MARATHON**2020**

	JAN	FEB	MAR	APR	MAY	JUN	JUL	AUG	SEP	OCT	NOV	DEC
Childless Adults	2971	3000	3046	3344	3554	3697	3900	4029	4161	4333	4431	4600
Children	8978	9010	9063	9363	9511	9647	9752	9762	9761	9767	9749	9850
Express Enroll-PW	1	1	1
Income Extensions	2065	2015	1934	2074	2122	2163	2270	2424	2683	2860	3047	3167
Parents/Caretakers	2526	2574	2611	2784	2953	3061	3115	3164	3151	3153	3154	3163
Pregnant Women	419	422	420	461	475	505	533	543	560	568	585	612
Youths Exiting	28	29	29	32	32	36	36	36	37	35	34	34
BadgerCare Plus Total	16987	17050	17103	18058	18647	19110	19607	19958	20353	20716	21000	21427
Institutionalized	574	592	578	574	582	567	558	551	540	541	521	480
Katie Beckett Program	3	3	3	3	3
MAPP	1322	1306	1303	1316	1295	1290	1301	1301	1317	1330	1345	1378
SSI	1898	1902	1897	1895	1905	1900	1890	1896	1893	1903	1882	1879
SSI-Related	1264	1324	1343	1429	1503	1540	1556	1592	1624	1674	1696	1715
Waiver	1935	1935	1951	1989	2007	2032	2077	2073	2085	2079	2095	2102
Elderly & Disabled Coverage Total	6996	7062	7075	7206	7295	7329	7382	7413	7459	7527	7539	7554
Family Planning Only Services	1265	1270	1274	1291	1316	1362	1388	1397	1422	1430	1446	1475
Foster Care	225	222	223	223	234	238	241	243	258	262	264	266
Medicare Beneficiaries	879	844	852	838	821	816	816	814	806	810	801	788
Miscellaneous	14	13	12	12	14	14	15	16	16	18	22	23
Subsidized Adoption	2	2	2	2	2	2	2	2	2	2	3	3
TB-Related	1	1	1	1	1	1	1	1	1	1	1	1
Well Woman MA	12	11	11	10	9	10	9	9	9	8	7	8
Other Coverage Total	2398	2363	2375	2377	2397	2443	2472	2482	2514	2531	2544	2564
Total Coverage	26381	26475	26553	27641	28339	28882	29461	29853	30326	30774	31083	31545

WISCONSIN MEDICAID

Note: Wisconsin implemented BadgerCare Plus on 2/01/2008. Because BadgerCare Plus simplified the eligibility determination, categories for Family Coverage were changed from sub-programs to types of individuals. This report shows the number of members certified by each county or tribe. The county of certification may or may not be the county of residence.

COUNTY OR TRIBE: MARATHON**2019**

	JAN	FEB	MAR	APR	MAY	JUN	JUL	AUG	SEP	OCT	NOV	DEC
Childless Adults	2703	2728	2725	2743	2778	2795	2831	2911	2921	2959	2899	2895
Children	9104	9038	8906	8908	9097	9115	9127	9133	9004	8918	8843	8868
Express Enroll-Children	1
Income Extensions	1364	1422	1507	1568	1674	1813	1826	1901	1962	2097	2200	2183
Parents/Caretakers	2519	2503	2525	2549	2601	2609	2620	2632	2615	2586	2536	2512
Pregnant Women	421	426	430	422	427	425	415	430	421	419	402	413
Youths Exiting	34	36	34	32	34	33	36	37	37	31	33	34
BadgerCare Plus Total	16146	16153	16127	16222	16611	16790	16855	17044	16960	17010	16913	16905
Institutionalized	398	399	412	443	490	493	512	546	543	569	558	549
Katie Beckett Program	3	3	4	4	5	5	3	3	3	3	3	3
MAPP	716	712	737	858	1089	1212	1292	1356	1346	1364	1325	1324
SSI	1941	1942	1936	1943	1951	1950	1946	1957	1944	1946	1930	1915
SSI-Related	369	374	376	422	505	536	557	588	768	954	1073	1138
Waiver	993	982	1030	1169	1364	1485	1658	1703	1761	1817	1882	1915
Elderly & Disabled Coverage Total	4420	4412	4495	4839	5404	5681	5968	6153	6365	6653	6771	6844
Family Planning Only Services	1238	1259	1225	1254	1268	1267	1276	1303	1296	1296	1284	1287
Foster Care	241	219	215	228	229	226	228	226	232	237	236	228
Medicare Beneficiaries	624	613	620	668	771	849	903	941	906	950	902	884
Miscellaneous	10	10	15	14	12	11	12	12	14	16	14	14
Subsidized Adoption	1	2	2	2	2	2	2	2	3	3	3	3
TB-Related	.	.	.	1	1	1	1	1	1	1	1	1
Well Woman MA	11	11	11	11	11	12	10	11	11	11	11	11
Other Coverage Total	2125	2114	2088	2178	2294	2368	2432	2496	2463	2514	2451	2428
Total Coverage	22691	22679	22710	23239	24309	24839	25255	25693	25788	26177	26135	26177

WISCONSIN MEDICAID

Note: Wisconsin implemented BadgerCare Plus on 2/01/2008. Because BadgerCare Plus simplified the eligibility determination, categories for Family Coverage were changed from sub-programs to types of individuals. This report shows the number of members certified by each county or tribe. The county of certification may or may not be the county of residence.

COUNTY OR TRIBE: MARINETTE

2024

	JAN	FEB	MAR	APR	MAY	JUN	JUL	AUG	SEP	OCT	NOV	DEC
Childless Adults	1809	1705	1623
Children	2385	2533	2667
Income Extensions	2412	2246	1936
Parents/Caretakers	1173	1151	1112
Pregnant Women	168	157	139
Youths Exiting	5	7	6
BadgerCare Plus Total	7952	7799	7483
Institutionalized	172	167	177
MAPP	384	366	345
SSI	858	830	826
SSI-Related	463	456	452
Waiver	222	219	226
Elderly & Disabled Coverage Total	2099	2038	2026
Family Planning Only Services	194	188	199
Foster Care	112	109	111
Medicare Beneficiaries	231	236	242
Miscellaneous	27	25	25
Well Woman MA	1
Other Coverage Total	565	558	577
Total Coverage	10616	10395	10086

WISCONSIN MEDICAID

Note: Wisconsin implemented BadgerCare Plus on 2/01/2008. Because BadgerCare Plus simplified the eligibility determination, categories for Family Coverage were changed from sub-programs to types of individuals. This report shows the number of members certified by each county or tribe. The county of certification may or may not be the county of residence.

COUNTY OR TRIBE: MARINETTE**2023**

	JAN	FEB	MAR	APR	MAY	JUN	JUL	AUG	SEP	OCT	NOV	DEC
Childless Adults	2268	2286	2322	2343	2368	2294	2205	2114	2019	1946	1893	1841
Children	3040	3053	3057	3041	3064	2918	2763	2642	2571	2506	2460	2371
Income Extensions	2235	2272	2273	2306	2307	2269	2335	2394	2422	2455	2449	2441
Parents/Caretakers	1279	1293	1319	1324	1352	1285	1238	1211	1181	1190	1172	1161
Pregnant Women	214	216	212	220	223	207	194	199	200	185	173	167
Youths Exiting	7	6	6	8	7	6	6	6	5	6	6	6
BadgerCare Plus Total	9043	9126	9189	9242	9321	8979	8741	8566	8398	8288	8153	7987
Institutionalized	165	162	160	156	155	177	173	173	176	181	176	181
MAPP	319	319	313	314	318	345	358	356	361	370	384	382
SSI	945	941	941	953	958	898	904	903	893	886	882	866
SSI-Related	562	565	571	570	573	544	527	518	516	498	487	475
Waiver	249	253	254	253	257	217	211	210	219	219	215	224
Elderly & Disabled Coverage Total	2240	2240	2239	2246	2261	2181	2173	2160	2165	2154	2144	2128
Family Planning Only Services	288	288	290	289	295	273	257	240	220	205	200	191
Foster Care	115	118	117	117	119	118	118	119	121	125	118	115
Medicare Beneficiaries	227	227	227	226	223	233	225	223	222	217	217	226
Miscellaneous	25	24	24	24	24	26	26	24	23	23	23	25
Well Woman MA	1	1	1	1	1	1	1	1	1	1	1	1
Other Coverage Total	656	658	659	657	662	651	627	607	587	571	559	558
Total Coverage	11939	12024	12087	12145	12244	11811	11541	11333	11150	11013	10856	10673

WISCONSIN MEDICAID

Note: Wisconsin implemented BadgerCare Plus on 2/01/2008. Because BadgerCare Plus simplified the eligibility determination, categories for Family Coverage were changed from sub-programs to types of individuals. This report shows the number of members certified by each county or tribe. The county of certification may or may not be the county of residence.

COUNTY OR TRIBE: MARINETTE**2022**

	JAN	FEB	MAR	APR	MAY	JUN	JUL	AUG	SEP	OCT	NOV	DEC
Childless Adults	2020	2047	2073	2068	2080	2113	2135	2158	2162	2183	2217	2245
Children	3026	3016	3019	3028	3020	3023	3029	3045	3037	3025	3029	3041
Income Extensions	1701	1768	1796	1851	1898	1939	1958	1964	2009	2083	2123	2166
Parents/Caretakers	1259	1243	1257	1246	1257	1270	1284	1296	1293	1281	1281	1283
Pregnant Women	205	211	212	214	219	222	212	215	217	211	215	215
Youths Exiting	6	6	7	7	7	7	8	8	7	8	8	7
BadgerCare Plus Total	8217	8291	8364	8414	8481	8574	8626	8686	8725	8791	8873	8957
Institutionalized	198	191	188	185	180	175	173	171	171	169	168	168
MAPP	267	263	266	272	273	274	299	305	305	314	318	318
SSI	976	978	973	973	976	973	945	950	949	950	949	956
SSI-Related	512	523	532	536	543	544	544	544	541	547	553	560
Waiver	227	231	240	237	235	243	240	244	250	250	254	252
Elderly & Disabled Coverage Total	2180	2186	2199	2203	2207	2209	2201	2214	2216	2230	2242	2254
Family Planning Only Services	277	272	277	279	278	276	278	280	286	286	288	288
Foster Care	119	122	118	122	121	122	122	121	120	120	119	113
Medicare Beneficiaries	255	255	249	247	247	242	239	232	234	231	227	228
Miscellaneous	20	20	20	20	20	21	21	22	22	22	26	26
Well Woman MA	2	1	1	1	1	1	1	1	1	1	1	1
Other Coverage Total	673	670	665	669	667	662	661	656	663	660	661	656
Total Coverage	11070	11147	11228	11286	11355	11445	11488	11556	11604	11681	11776	11867

WISCONSIN MEDICAID

Note: Wisconsin implemented BadgerCare Plus on 2/01/2008. Because BadgerCare Plus simplified the eligibility determination, categories for Family Coverage were changed from sub-programs to types of individuals. This report shows the number of members certified by each county or tribe. The county of certification may or may not be the county of residence.

COUNTY OR TRIBE: MARINETTE**2021**

	JAN	FEB	MAR	APR	MAY	JUN	JUL	AUG	SEP	OCT	NOV	DEC
Childless Adults	1668	1702	1720	1754	1768	1811	1843	1857	1900	1922	1935	1972
Children	3039	3054	3049	3067	3084	3100	3090	3089	3087	3047	3038	3048
Income Extensions	1104	1140	1179	1220	1257	1284	1314	1352	1396	1519	1544	1610
Parents/Caretakers	1304	1308	1323	1337	1337	1347	1342	1352	1324	1282	1293	1291
Pregnant Women	180	180	180	175	176	186	189	186	187	187	197	201
Youths Exiting	3	3	4	4	4	4	5	5	5	6	6	6
BadgerCare Plus Total	7298	7387	7455	7557	7626	7732	7783	7841	7899	7963	8013	8128
Institutionalized	201	199	201	201	201	206	205	205	205	213	209	202
MAPP	224	226	236	233	242	244	249	251	256	257	264	264
SSI	944	940	951	953	958	955	957	964	973	977	980	981
SSI-Related	449	456	464	479	480	481	486	496	497	498	505	505
Waiver	215	211	211	213	211	211	215	217	218	218	220	225
Elderly & Disabled Coverage Total	2033	2032	2063	2079	2092	2097	2112	2133	2149	2163	2178	2177
Family Planning Only Services	280	278	279	280	285	283	287	282	282	285	283	280
Foster Care	109	108	111	115	116	113	118	120	121	121	117	118
Medicare Beneficiaries	284	280	280	274	266	265	260	259	255	254	256	255
Miscellaneous	18	18	18	18	18	18	19	19	18	18	20	20
Well Woman MA	1	1	1	1	1	1	1	1	1	1	1	1
Other Coverage Total	692	685	689	688	686	680	685	681	677	679	677	674
Total Coverage	10023	10104	10207	10324	10404	10509	10580	10655	10725	10805	10868	10979

WISCONSIN MEDICAID

Note: Wisconsin implemented BadgerCare Plus on 2/01/2008. Because BadgerCare Plus simplified the eligibility determination, categories for Family Coverage were changed from sub-programs to types of individuals. This report shows the number of members certified by each county or tribe. The county of certification may or may not be the county of residence.

COUNTY OR TRIBE: MARINETTE**2020**

	JAN	FEB	MAR	APR	MAY	JUN	JUL	AUG	SEP	OCT	NOV	DEC
Childless Adults	1114	1118	1122	1222	1301	1342	1392	1425	1466	1510	1566	1620
Children	2680	2658	2660	2769	2851	2885	2954	3010	3008	3016	2989	3013
Income Extensions	695	676	671	694	649	663	703	752	844	888	987	1027
Parents/Caretakers	1059	1065	1056	1123	1230	1246	1279	1318	1313	1317	1297	1309
Pregnant Women	120	116	118	128	138	157	168	167	174	178	176	180
Youths Exiting	3	5	4	4	4	4	4	3	3	3	3	3
BadgerCare Plus Total	5671	5638	5631	5940	6173	6297	6500	6675	6808	6912	7018	7152
Institutionalized	252	240	245	256	252	247	248	245	241	243	231	205
Katie Beckett Program	.	.	1	1	1
MAPP	205	200	196	198	198	201	204	203	202	206	217	219
SSI	923	916	914	927	933	940	950	948	942	943	939	937
SSI-Related	316	336	355	367	385	393	391	401	410	423	432	440
Waiver	192	186	184	188	192	197	197	204	204	204	212	214
Elderly & Disabled Coverage Total	1888	1878	1895	1937	1961	1978	1990	2001	1999	2019	2031	2015
Family Planning Only Services	262	250	260	262	257	275	274	272	267	276	274	277
Foster Care	94	95	98	97	98	100	102	106	108	104	107	106
Medicare Beneficiaries	302	305	295	291	286	287	285	286	289	289	287	284
Miscellaneous	14	13	13	14	15	15	15	15	15	16	16	18
Well Woman MA	2	1	1	1	1	1	1	1	1	1	1	1
Other Coverage Total	674	664	667	665	657	678	677	680	680	686	685	686
Total Coverage	8233	8180	8193	8542	8791	8953	9167	9356	9487	9617	9734	9853

WISCONSIN MEDICAID

Note: Wisconsin implemented BadgerCare Plus on 2/01/2008. Because BadgerCare Plus simplified the eligibility determination, categories for Family Coverage were changed from sub-programs to types of individuals. This report shows the number of members certified by each county or tribe. The county of certification may or may not be the county of residence.

COUNTY OR TRIBE: MARINETTE**2019**

	JAN	FEB	MAR	APR	MAY	JUN	JUL	AUG	SEP	OCT	NOV	DEC
Childless Adults	1113	1123	1137	1134	1111	1116	1129	1139	1130	1136	1141	1126
Children	2836	2825	2848	2849	2859	2828	2787	2752	2714	2713	2704	2660
Express Enroll-Children	1
Express Enroll-PW	.	.	1	1	.	1	.	.	.	1	.	.
Income Extensions	461	482	500	534	553	594	591	620	655	706	719	740
Parents/Caretakers	1089	1085	1087	1110	1135	1120	1104	1114	1092	1075	1056	1050
Pregnant Women	105	109	113	100	93	95	100	99	105	115	126	127
Youths Exiting	4	4	5	5	5	6	5	3	3	4	4	3
BadgerCare Plus Total	5609	5628	5691	5733	5756	5760	5716	5727	5699	5750	5750	5706
Institutionalized	252	252	250	256	255	257	264	256	252	263	264	262
MAPP	240	243	247	249	242	248	253	245	237	221	214	204
SSI	906	912	912	913	910	913	921	916	918	915	914	915
SSI-Related	166	162	168	172	174	166	171	172	216	236	275	304
Waiver	202	197	201	191	188	188	187	189	186	191	193	190
Elderly & Disabled Coverage Total	1766	1766	1778	1781	1769	1772	1796	1778	1809	1826	1860	1875
Family Planning Only Services	296	295	296	298	296	292	286	277	266	260	263	268
Foster Care	82	79	80	81	82	76	78	79	85	87	87	92
Medicare Beneficiaries	371	367	366	363	367	364	374	375	345	334	318	313
Miscellaneous	11	11	11	11	11	11	11	11	11	12	13	12
Well Woman MA	3	2	3	3	3	3	3	3	2	2	2	2
Other Coverage Total	763	754	756	756	759	746	752	745	709	695	683	687
Total Coverage	8138	8148	8225	8270	8284	8278	8264	8250	8217	8271	8293	8268

WISCONSIN MEDICAID

Note: Wisconsin implemented BadgerCare Plus on 2/01/2008. Because BadgerCare Plus simplified the eligibility determination, categories for Family Coverage were changed from sub-programs to types of individuals. This report shows the number of members certified by each county or tribe. The county of certification may or may not be the county of residence.

COUNTY OR TRIBE: MARQUETTE

2024

	JAN	FEB	MAR	APR	MAY	JUN	JUL	AUG	SEP	OCT	NOV	DEC
Childless Adults	550	529	511
Children	738	775	830
Income Extensions	786	732	643
Parents/Caretakers	396	389	375
Pregnant Women	36	32	30
Youths Exiting	1	1	1
BadgerCare Plus Total	2507	2458	2390
Institutionalized	18	16	18
MAPP	200	196	196
SSI	304	305	297
SSI-Related	151	146	149
Waiver	88	90	96
Elderly & Disabled Coverage Total	761	753	756
Family Planning Only Services	51	52	51
Foster Care	27	27	28
Medicare Beneficiaries	49	53	54
Miscellaneous	.	.	1
Well Woman MA	1	1	1
Other Coverage Total	128	133	135
Total Coverage	3396	3344	3281

WISCONSIN MEDICAID

Note: Wisconsin implemented BadgerCare Plus on 2/01/2008. Because BadgerCare Plus simplified the eligibility determination, categories for Family Coverage were changed from sub-programs to types of individuals. This report shows the number of members certified by each county or tribe. The county of certification may or may not be the county of residence.

COUNTY OR TRIBE: MARQUETTE**2023**

	JAN	FEB	MAR	APR	MAY	JUN	JUL	AUG	SEP	OCT	NOV	DEC
Childless Adults	750	754	745	751	750	731	697	673	629	600	593	563
Children	1024	1036	1027	1013	1005	941	878	837	790	774	773	765
Income Extensions	723	725	745	747	753	729	736	761	776	772	770	778
Parents/Caretakers	477	479	474	471	473	463	445	445	432	416	414	408
Pregnant Women	72	77	79	79	80	55	54	54	52	55	45	44
Youths Exiting	3	3	3	2	2	2	1	1	1	1	1	1
BadgerCare Plus Total	3049	3074	3073	3063	3063	2921	2811	2771	2680	2618	2596	2559
Institutionalized	23	24	23	22	20	18	18	16	15	14	13	16
MAPP	192	194	196	195	197	207	206	200	202	202	202	205
SSI	334	336	336	335	337	326	324	324	324	319	314	307
SSI-Related	164	164	166	163	164	161	166	162	157	158	157	152
Waiver	107	105	105	102	104	97	98	98	100	96	89	90
Elderly & Disabled Coverage Total	820	823	826	817	822	809	812	800	798	789	775	770
Family Planning Only Services	70	70	70	71	74	67	58	54	52	51	48	54
Foster Care	22	21	24	24	23	23	30	30	30	30	28	28
Medicare Beneficiaries	78	76	76	75	74	73	71	60	58	59	54	52
Miscellaneous	1	1	1	1	3	5	3	1
Well Woman MA	2	1	1	1	1	1	1	1	1	1	1	1
Other Coverage Total	173	169	172	172	175	169	163	146	141	141	131	135
Total Coverage	4042	4066	4071	4052	4060	3899	3786	3717	3619	3548	3502	3464

WISCONSIN MEDICAID

Note: Wisconsin implemented BadgerCare Plus on 2/01/2008. Because BadgerCare Plus simplified the eligibility determination, categories for Family Coverage were changed from sub-programs to types of individuals. This report shows the number of members certified by each county or tribe. The county of certification may or may not be the county of residence.

COUNTY OR TRIBE: MARQUETTE**2022**

	JAN	FEB	MAR	APR	MAY	JUN	JUL	AUG	SEP	OCT	NOV	DEC
Childless Adults	696	694	698	713	710	705	714	719	734	735	741	749
Children	1053	1038	1032	1020	1021	1019	1022	1028	1035	1025	1020	1023
Income Extensions	573	594	598	594	609	619	646	654	659	676	714	712
Parents/Caretakers	428	430	435	441	444	446	445	446	466	458	467	479
Pregnant Women	65	63	62	64	60	62	67	71	66	69	64	66
Youths Exiting	1	1	1	1	2	2	2	2	2	2	2	3
BadgerCare Plus Total	2816	2820	2826	2833	2846	2853	2896	2920	2962	2965	3008	3032
Institutionalized	16	16	17	17	18	18	19	20	20	20	19	20
MAPP	184	183	177	178	178	178	187	187	183	190	191	193
SSI	326	324	326	326	327	329	325	327	333	337	339	339
SSI-Related	159	161	165	169	170	171	159	162	161	163	168	166
Waiver	100	104	108	105	104	105	106	102	102	102	105	102
Elderly & Disabled Coverage Total	785	788	793	795	797	801	796	798	799	812	822	820
Family Planning Only Services	78	79	77	76	76	77	75	76	75	75	74	70
Foster Care	19	20	21	22	22	22	22	22	21	22	21	24
Medicare Beneficiaries	77	74	73	73	73	72	72	75	75	74	76	77
Miscellaneous	1	1	1	1	1	1	1	1	1	1	1	1
Well Woman MA	2	2	2	2	2	2	2	2	2	2	2	2
Other Coverage Total	177	176	174	174	174	174	172	176	174	174	174	174
Total Coverage	3778	3784	3793	3802	3817	3828	3864	3894	3935	3951	4004	4026

WISCONSIN MEDICAID

Note: Wisconsin implemented BadgerCare Plus on 2/01/2008. Because BadgerCare Plus simplified the eligibility determination, categories for Family Coverage were changed from sub-programs to types of individuals. This report shows the number of members certified by each county or tribe. The county of certification may or may not be the county of residence.

COUNTY OR TRIBE: MARQUETTE**2021**

	JAN	FEB	MAR	APR	MAY	JUN	JUL	AUG	SEP	OCT	NOV	DEC
Childless Adults	605	616	623	629	638	649	652	664	674	681	690	695
Children	1077	1074	1073	1078	1091	1094	1096	1090	1094	1070	1062	1050
Income Extensions	348	351	361	368	374	386	405	428	454	497	531	553
Parents/Caretakers	470	471	476	476	476	470	468	467	463	451	435	425
Pregnant Women	61	59	63	63	62	60	59	55	53	54	56	65
Youths Exiting	2	2	2	2	2	2	2	2	2	2	1	1
BadgerCare Plus Total	2563	2573	2598	2616	2643	2661	2682	2706	2740	2755	2775	2789
Institutionalized	27	25	25	25	23	21	21	20	20	22	19	18
MAPP	158	161	165	167	171	174	173	172	180	184	183	184
SSI	317	314	315	316	315	318	323	322	323	324	326	330
SSI-Related	136	141	142	142	145	142	143	144	141	143	146	150
Waiver	104	108	106	106	110	113	115	113	110	111	107	104
Elderly & Disabled Coverage Total	742	749	753	756	764	768	775	771	774	784	781	786
Family Planning Only Services	87	87	83	82	79	79	81	80	81	81	78	79
Foster Care	9	11	12	18	18	20	20	19	19	18	14	17
Medicare Beneficiaries	75	76	79	79	79	78	78	80	80	82	81	79
Miscellaneous	1	1	1	1	1	1
Well Woman MA	1	1	1	1	1	1	1	1	1	1	1	1
Other Coverage Total	172	175	175	180	177	178	181	181	182	183	175	177
Total Coverage	3477	3497	3526	3552	3584	3607	3638	3658	3696	3722	3731	3752

WISCONSIN MEDICAID

Note: Wisconsin implemented BadgerCare Plus on 2/01/2008. Because BadgerCare Plus simplified the eligibility determination, categories for Family Coverage were changed from sub-programs to types of individuals. This report shows the number of members certified by each county or tribe. The county of certification may or may not be the county of residence.

COUNTY OR TRIBE: MARQUETTE**2020**

	JAN	FEB	MAR	APR	MAY	JUN	JUL	AUG	SEP	OCT	NOV	DEC
Childless Adults	426	436	445	473	493	502	522	533	538	563	567	586
Children	971	976	957	994	982	999	1015	1028	1042	1046	1054	1066
Income Extensions	268	277	291	308	303	294	305	321	318	327	348	346
Parents/Caretakers	408	411	400	414	433	451	453	457	471	465	466	473
Pregnant Women	40	36	45	48	52	52	51	53	55	53	56	60
Youths Exiting	1	2	2	2	2	2	2	2	2	2	2	2
BadgerCare Plus Total	2114	2138	2140	2239	2265	2300	2348	2394	2426	2456	2493	2533
Institutionalized	29	29	35	34	32	32	34	33	32	32	31	26
Katie Beckett Program	1	1	1	1	1
MAPP	154	155	150	151	148	151	154	154	150	152	153	155
SSI	316	317	318	315	315	318	316	316	317	317	318	316
SSI-Related	95	98	97	104	112	116	115	123	124	127	129	131
Waiver	104	107	110	110	112	111	111	106	106	106	104	106
Elderly & Disabled Coverage Total	699	707	711	715	720	728	730	732	729	734	735	734
Family Planning Only Services	81	79	76	79	82	83	84	86	82	84	86	85
Foster Care	3	3	4	4	5	6	5	5	6	8	9	9
Medicare Beneficiaries	80	75	74	74	73	74	76	78	76	77	75	73
Miscellaneous	1
Well Woman MA	1	1	1	1	1	1	1	1	1	1	1	1
Other Coverage Total	165	158	155	158	161	164	166	170	165	170	171	169
Total Coverage	2978	3003	3006	3112	3146	3192	3244	3296	3320	3360	3399	3436

WISCONSIN MEDICAID

Note: Wisconsin implemented BadgerCare Plus on 2/01/2008. Because BadgerCare Plus simplified the eligibility determination, categories for Family Coverage were changed from sub-programs to types of individuals. This report shows the number of members certified by each county or tribe. The county of certification may or may not be the county of residence.

COUNTY OR TRIBE: MARQUETTE**2019**

	JAN	FEB	MAR	APR	MAY	JUN	JUL	AUG	SEP	OCT	NOV	DEC
Childless Adults	442	453	456	446	434	438	437	446	443	435	434	433
Children	1023	1032	1009	991	986	983	977	988	977	992	976	964
Income Extensions	170	182	195	200	222	221	228	239	241	250	268	278
Parents/Caretakers	385	385	374	385	385	382	380	398	396	391	401	406
Pregnant Women	54	52	46	47	43	47	51	50	48	41	43	42
Youths Exiting	1	1	1	1	2
BadgerCare Plus Total	2074	2104	2080	2069	2070	2071	2073	2122	2106	2110	2123	2125
Institutionalized	32	30	32	29	30	29	33	34	32	32	31	28
Katie Beckett Program	1	1	1	1	1	1	1	1	1	1	1	1
MAPP	170	161	165	167	164	167	167	172	166	159	153	156
SSI	326	325	324	324	327	318	322	325	324	324	317	320
SSI-Related	48	53	52	51	46	52	52	52	61	75	87	85
Waiver	97	98	95	93	94	96	95	96	99	104	106	105
Elderly & Disabled Coverage Total	674	668	669	665	662	663	670	680	683	695	695	695
Family Planning Only Services	85	84	83	77	81	85	89	85	85	85	84	81
Foster Care	11	10	11	11	10	6	5	4	4	4	4	3
Medicare Beneficiaries	114	117	110	110	114	111	110	110	98	94	87	84
Miscellaneous	1
Well Woman MA	1	1	1	1	1	1	1	1	1	1	1	1
Other Coverage Total	212	212	205	199	206	203	205	200	188	184	176	169
Total Coverage	2960	2984	2954	2933	2938	2937	2948	3002	2977	2989	2994	2989

WISCONSIN MEDICAID

Note: Wisconsin implemented BadgerCare Plus on 2/01/2008. Because BadgerCare Plus simplified the eligibility determination, categories for Family Coverage were changed from sub-programs to types of individuals. This report shows the number of members certified by each county or tribe. The county of certification may or may not be the county of residence.

COUNTY OR TRIBE: MENOMINEE

2024

	JAN	FEB	MAR	APR	MAY	JUN	JUL	AUG	SEP	OCT	NOV	DEC
Childless Adults	527	517	510
Children	884	909	965
Express Enroll-PW	1	.	1
Income Extensions	674	631	574
Parents/Caretakers	430	416	413
Pregnant Women	47	40	34
BadgerCare Plus Total	2563	2513	2497
Institutionalized	9	8	8
MAPP	23	22	22
SSI	218	216	218
SSI-Related	96	97	92
Waiver	64	66	65
Elderly & Disabled Coverage Total	410	409	405
Family Planning Only Services	13	12	13
Foster Care	50	55	59
Medicare Beneficiaries	25	25	28
Miscellaneous	16	16	16
Subsidized Adoption	1	1	1
Other Coverage Total	105	109	117
Total Coverage	3078	3031	3019

WISCONSIN MEDICAID

Note: Wisconsin implemented BadgerCare Plus on 2/01/2008. Because BadgerCare Plus simplified the eligibility determination, categories for Family Coverage were changed from sub-programs to types of individuals. This report shows the number of members certified by each county or tribe. The county of certification may or may not be the county of residence.

COUNTY OR TRIBE: MENOMINEE**2023**

	JAN	FEB	MAR	APR	MAY	JUN	JUL	AUG	SEP	OCT	NOV	DEC
Childless Adults	611	613	623	631	639	640	624	600	583	575	561	541
Children	1046	1040	1048	1051	1040	957	953	955	926	908	899	889
Express Enroll-PW	1	1	1	.	1	.	2	1	.	.	2	3
Income Extensions	641	652	656	661	657	650	651	659	675	683	682	681
Parents/Caretakers	494	503	515	528	531	505	499	490	472	471	457	447
Pregnant Women	65	63	56	53	56	49	51	50	59	59	51	46
BadgerCare Plus Total	2858	2872	2899	2924	2924	2801	2780	2755	2715	2696	2652	2607
Institutionalized	8	8	7	7	7	10	8	7	8	8	10	11
MAPP	19	22	22	22	22	22	20	22	20	20	22	22
SSI	239	238	238	239	239	233	235	235	232	230	222	217
SSI-Related	104	105	107	108	108	109	109	108	106	107	103	100
Waiver	79	80	79	80	80	70	70	70	66	65	63	61
Elderly & Disabled Coverage Total	449	453	453	456	456	444	442	442	432	430	420	411
Family Planning Only Services	11	11	11	11	11	11	11	12	9	10	10	12
Foster Care	58	57	57	56	56	56	57	55	55	55	57	56
Medicare Beneficiaries	22	22	21	21	21	26	23	24	23	24	27	25
Miscellaneous	11	11	11	12	12	12	12	12	12	12	12	12
Subsidized Adoption	1	1	1	1	1	1	1	1	1	1	1	1
Other Coverage Total	103	102	101	101	101	106	104	104	100	102	107	106
Total Coverage	3410	3427	3453	3481	3481	3351	3326	3301	3247	3228	3179	3124

WISCONSIN MEDICAID

Note: Wisconsin implemented BadgerCare Plus on 2/01/2008. Because BadgerCare Plus simplified the eligibility determination, categories for Family Coverage were changed from sub-programs to types of individuals. This report shows the number of members certified by each county or tribe. The county of certification may or may not be the county of residence.

COUNTY OR TRIBE: MENOMINEE**2022**

	JAN	FEB	MAR	APR	MAY	JUN	JUL	AUG	SEP	OCT	NOV	DEC
Childless Adults	556	560	564	569	567	573	573	576	585	594	595	606
Children	1115	1111	1103	1097	1103	1089	1079	1081	1083	1075	1056	1042
Express Enroll-PW	1	.	.	.	1	2	.	.	.	1	1	.
Income Extensions	487	494	490	506	503	511	544	555	589	606	634	646
Parents/Caretakers	490	488	495	491	516	514	506	511	491	496	485	489
Pregnant Women	60	61	63	63	55	60	59	60	62	64	63	62
BadgerCare Plus Total	2709	2714	2715	2726	2745	2749	2761	2783	2810	2836	2834	2845
Institutionalized	12	11	10	10	10	10	8	7	7	9	8	8
MAPP	21	20	16	16	16	16	17	17	17	17	18	19
SSI	241	242	241	240	241	239	235	236	239	239	240	240
SSI-Related	85	87	89	91	94	97	101	105	101	101	103	102
Waiver	72	72	75	76	77	77	77	78	79	79	81	80
Elderly & Disabled Coverage Total	431	432	431	433	438	439	438	443	443	445	450	449
Family Planning Only Services	8	8	8	9	10	10	10	10	10	10	10	11
Foster Care	65	65	64	64	62	61	61	62	62	62	62	61
Medicare Beneficiaries	28	26	24	24	24	24	24	22	23	23	23	23
Miscellaneous	8	7	8	8	11	11	11	11	11	11	11	11
Subsidized Adoption	2	2	2	2	2	2	2	1	2	2	2	1
Well Woman MA	1	1	1	1	1	1	1	1	1	1	1	1
Other Coverage Total	112	109	107	108	110	109	109	107	109	109	109	108
Total Coverage	3252	3255	3253	3267	3293	3297	3308	3333	3362	3390	3393	3402

WISCONSIN MEDICAID

Note: Wisconsin implemented BadgerCare Plus on 2/01/2008. Because BadgerCare Plus simplified the eligibility determination, categories for Family Coverage were changed from sub-programs to types of individuals. This report shows the number of members certified by each county or tribe. The county of certification may or may not be the county of residence.

COUNTY OR TRIBE: MENOMINEE**2021**

	JAN	FEB	MAR	APR	MAY	JUN	JUL	AUG	SEP	OCT	NOV	DEC
Childless Adults	444	461	475	482	492	503	508	518	525	536	543	551
Children	1151	1159	1150	1166	1164	1179	1179	1180	1157	1140	1134	1133
Express Enroll-PW	2	.	.	.	1	1	.	1	.	.	.	1
Income Extensions	323	322	324	330	338	346	353	367	408	443	466	474
Parents/Caretakers	513	517	514	518	519	527	534	527	518	502	493	493
Pregnant Women	65	62	64	68	67	68	64	68	67	59	59	58
BadgerCare Plus Total	2498	2521	2527	2564	2581	2624	2638	2661	2675	2680	2695	2710
Institutionalized	12	11	11	11	11	11	11	11	12	12	12	11
MAPP	25	24	24	24	24	24	23	22	21	21	22	22
SSI	249	249	247	243	244	244	240	239	238	237	238	239
SSI-Related	72	75	74	76	78	79	82	86	87	88	86	87
Waiver	73	75	76	76	74	75	74	75	74	75	73	73
Elderly & Disabled Coverage Total	431	434	432	430	431	433	430	433	432	433	431	432
Family Planning Only Services	8	8	8	8	8	8	8	8	8	8	8	8
Foster Care	71	71	72	72	69	67	64	67	67	64	64	64
Medicare Beneficiaries	30	29	29	28	28	28	27	27	27	29	28	29
Miscellaneous	3	3	3	4	5	8	8	8	8	8	8	8
Subsidized Adoption	1	1	1	1	1	1	1	2	2	2	2	2
Well Woman MA	1	1	1	1	1	1	1	1	1	1	1	1
Other Coverage Total	114	113	114	114	112	113	109	113	113	112	111	112
Total Coverage	3043	3068	3073	3108	3124	3170	3177	3207	3220	3225	3237	3254

WISCONSIN MEDICAID

Note: Wisconsin implemented BadgerCare Plus on 2/01/2008. Because BadgerCare Plus simplified the eligibility determination, categories for Family Coverage were changed from sub-programs to types of individuals. This report shows the number of members certified by each county or tribe. The county of certification may or may not be the county of residence.

COUNTY OR TRIBE: MENOMINEE**2020**

	JAN	FEB	MAR	APR	MAY	JUN	JUL	AUG	SEP	OCT	NOV	DEC
Childless Adults	334	336	334	354	359	372	387	397	407	420	425	433
Children	1050	1054	1065	1108	1127	1142	1149	1168	1173	1162	1168	1159
Express Enroll-PW	1	2	2	1	1	2	3	2
Income Extensions	206	215	223	229	236	228	228	240	245	273	289	306
Parents/Caretakers	412	413	404	427	452	482	493	493	496	495	498	502
Pregnant Women	48	53	58	60	62	67	68	71	68	67	68	69
BadgerCare Plus Total	2051	2071	2084	2178	2236	2293	2327	2370	2390	2419	2451	2471
Institutionalized	13	13	12	12	13	13	13	14	14	12	11	12
MAPP	24	26	27	25	25	25	25	25	25	25	24	25
SSI	244	241	241	236	239	240	240	241	245	245	250	250
SSI-Related	48	53	51	54	59	63	68	68	68	68	71	72
Waiver	81	76	76	75	76	76	75	75	76	77	77	76
Elderly & Disabled Coverage Total	410	409	407	402	412	417	421	423	428	427	433	435
Family Planning Only Services	10	10	9	11	10	9	9	8	9	8	8	8
Foster Care	43	45	55	56	62	68	70	70	70	70	70	70
Medicare Beneficiaries	32	33	31	30	28	28	28	28	28	29	28	29
Miscellaneous	2	2	2	2	2	2	2	3	3	3	3	3
Subsidized Adoption	1	1	1	1	1	1	1	1	1	1	1	1
Well Woman MA	1	1	1	1	1	1	1	1	1	1	1	1
Other Coverage Total	89	92	99	101	104	109	111	111	112	112	111	112
Total Coverage	2550	2572	2590	2681	2752	2819	2859	2904	2930	2958	2995	3018

WISCONSIN MEDICAID

Note: Wisconsin implemented BadgerCare Plus on 2/01/2008. Because BadgerCare Plus simplified the eligibility determination, categories for Family Coverage were changed from sub-programs to types of individuals. This report shows the number of members certified by each county or tribe. The county of certification may or may not be the county of residence.

COUNTY OR TRIBE: MENOMINEE

2019

	JAN	FEB	MAR	APR	MAY	JUN	JUL	AUG	SEP	OCT	NOV	DEC
Childless Adults	295	290	294	296	305	320	314	311	304	319	331	328
Children	1072	1064	1057	1066	1078	1060	1046	1057	1062	1062	1071	1047
Express Enroll-PW	.	2	2	1	1	3	2	2	2	3	3	.
Income Extensions	145	153	152	152	157	161	168	170	182	198	214	214
Parents/Caretakers	395	397	397	410	429	433	430	428	421	426	433	421
Pregnant Women	53	53	54	56	54	54	55	54	50	48	48	48
BadgerCare Plus Total	1960	1959	1956	1981	2024	2031	2015	2022	2021	2056	2100	2058
Institutionalized	11	12	13	14	14	10	12	15	13	12	12	13
MAPP	20	21	20	21	23	23	26	25	25	25	27	25
SSI	226	224	227	228	231	232	237	238	241	246	242	241
SSI-Related	33	34	33	30	28	29	32	32	36	38	41	47
Waiver	86	87	90	90	91	94	87	83	84	85	87	82
Elderly & Disabled Coverage Total	376	378	383	383	387	388	394	393	399	406	409	408
Family Planning Only Services	12	13	13	15	11	13	15	12	9	11	17	10
Foster Care	36	38	39	39	39	39	43	45	43	42	45	44
Medicare Beneficiaries	41	39	38	36	37	34	34	36	33	34	33	32
Miscellaneous	2	2	2	2	2	2	2	2	2	2	2	2
Subsidized Adoption	1	1	1	1	1	1	1	1	1	1	1	1
Well Woman MA	1	1	1	1	1	1	1	1	1	1	1	1
Other Coverage Total	93	94	94	94	91	90	96	97	89	91	99	90
Total Coverage	2429	2431	2433	2458	2502	2509	2505	2512	2509	2553	2608	2556

WISCONSIN MEDICAID

Note: Wisconsin implemented BadgerCare Plus on 2/01/2008. Because BadgerCare Plus simplified the eligibility determination, categories for Family Coverage were changed from sub-programs to types of individuals. This report shows the number of members certified by each county or tribe. The county of certification may or may not be the county of residence.

COUNTY OR TRIBE: MILWAUKEE

2024

	JAN	FEB	MAR	APR	MAY	JUN	JUL	AUG	SEP	OCT	NOV	DEC
Childless Adults	70915	67917	63739
Children	87837	91823	95331
Express Enroll-Children	4	55	61
Express Enroll-PW	1	32	32
Income Extensions	81166	75652	69857
Parents/Caretakers	37365	37020	36236
Pregnant Women	5989	5666	5376
Youths Exiting	186	177	173
BadgerCare Plus Total	283463	278342	270805
Institutionalized	1395	1331	1324
Katie Beckett Program	2	2	2
MAPP	5188	5042	4860
SSI	37542	37170	36923
SSI-Related	12840	12699	12513
Waiver	11274	11145	11086
Elderly & Disabled Coverage Total	68241	67389	66708
Family Planning Only Services	6152	7155	7035
Foster Care	3070	3094	3130
Medicare Beneficiaries	3137	3173	3246
Miscellaneous	339	356	396
Subsidized Adoption	54	54	54
TB-Related	10	9	9
Well Woman MA	67	65	55
Other Coverage Total	12829	13906	13925
Total Coverage	364533	359637	351438

WISCONSIN MEDICAID

Note: Wisconsin implemented BadgerCare Plus on 2/01/2008. Because BadgerCare Plus simplified the eligibility determination, categories for Family Coverage were changed from sub-programs to types of individuals. This report shows the number of members certified by each county or tribe. The county of certification may or may not be the county of residence.

COUNTY OR TRIBE: MILWAUKEE**2023**

	JAN	FEB	MAR	APR	MAY	JUN	JUL	AUG	SEP	OCT	NOV	DEC
Childless Adults	87564	88151	88755	89337	89768	87819	84602	81665	77599	75763	74324	72201
Children	104958	104521	104242	104112	103580	98899	95116	92667	90142	89691	88853	88191
Express Enroll-Children	6	7	6	6	6	5	4	4	5	3	1	2
Express Enroll-PW	1	1	3	.	.	1	1	2
Income Extensions	78004	79241	79746	80417	80895	80197	80934	81497	82003	82030	81844	81559
Parents/Caretakers	40647	40663	41148	41566	41915	41234	40654	40612	39908	39298	38698	37975
Pregnant Women	8419	8449	8576	8627	8688	6953	6773	6691	6554	6447	6294	6152
Youths Exiting	249	245	244	242	239	231	219	213	204	206	199	186
BadgerCare Plus Total	319848	321277	322717	324307	325091	315339	308305	303349	296415	293439	290214	286268
Institutionalized	1251	1254	1264	1261	1262	1444	1436	1404	1402	1394	1399	1377
Katie Beckett Program	1	1	1	1	1	1	1	1	1	2	2	2
MAPP	5035	5034	5027	5020	5045	5250	5171	5099	5028	5041	5089	5184
SSI	40224	40295	40392	40426	40560	38967	38893	38935	38811	38487	38178	37866
SSI-Related	14499	14557	14604	14626	14668	14125	13870	13637	13344	13214	13121	13025
Waiver	12637	12591	12556	12572	12518	11848	11737	11664	11543	11464	11450	11348
Elderly & Disabled Coverage Total	73647	73732	73844	73906	74054	71635	71108	70740	70129	69602	69239	68802
Family Planning Only Services	7526	7724	7701	7676	7665	7749	7361	7051	6626	6472	6316	6141
Foster Care	3028	3027	3048	3058	3088	3079	3073	3072	3084	3089	3038	3044
Medicare Beneficiaries	2971	2973	2939	2930	2927	3166	3163	3148	3099	3154	3082	3077
Miscellaneous	919	936	953	969	1000	1343	940	591	307	314	323	347
Subsidized Adoption	52	53	52	53	54	51	50	51	53	54	53	53
TB-Related	27	27	27	27	27	27	21	16	10	10	10	10
Well Woman MA	94	93	94	93	92	93	86	83	77	77	72	71
Other Coverage Total	14617	14833	14814	14806	14853	15508	14694	14012	13256	13170	12894	12743
Total Coverage	408112	409842	411375	413019	413998	402482	394107	388101	379800	376211	372347	367813

WISCONSIN MEDICAID

Note: Wisconsin implemented BadgerCare Plus on 2/01/2008. Because BadgerCare Plus simplified the eligibility determination, categories for Family Coverage were changed from sub-programs to types of individuals. This report shows the number of members certified by each county or tribe. The county of certification may or may not be the county of residence.

COUNTY OR TRIBE: MILWAUKEE**2022**

	JAN	FEB	MAR	APR	MAY	JUN	JUL	AUG	SEP	OCT	NOV	DEC
Childless Adults	79827	80449	81119	81652	82168	82682	83524	84143	84819	85500	86174	86947
Children	110469	109970	109294	108538	108009	107476	107318	107154	106654	106153	105550	105183
Express Enroll-Children	3	3	3	3	12	9	9	7	7	6	6	6
Express Enroll-PW	2	1	.	.	1	2	2
Income Extensions	60309	61429	63017	64868	66500	67911	69371	70317	71679	73488	75227	76709
Parents/Caretakers	41678	41967	41918	41723	41508	41468	41447	41669	41597	41200	40908	40791
Pregnant Women	7496	7618	7624	7693	7735	7791	7904	8037	8106	8162	8155	8264
Youths Exiting	278	273	272	263	258	258	255	255	251	250	250	253
BadgerCare Plus Total	300062	301710	303247	304740	306191	307597	309830	311582	313113	314759	316270	318153
Institutionalized	1335	1313	1327	1335	1325	1327	1303	1306	1302	1294	1287	1264
Katie Beckett Program	1	1	1	1	1	1	1	1	1	1	1	1
MAPP	4871	4794	4746	4747	4732	4718	4955	4978	4995	5013	5014	5032
SSI	40133	40118	40130	40206	40217	40243	39818	39955	40045	40100	40149	40236
SSI-Related	13542	13606	13755	13868	13952	14034	14126	14157	14181	14287	14378	14430
Waiver	13216	13177	13166	13135	13115	13106	12848	12829	12821	12804	12759	12716
Elderly & Disabled Coverage Total	73098	73009	73125	73292	73342	73429	73051	73226	73345	73499	73588	73679
Family Planning Only Services	7542	7561	7568	7560	7583	7568	7554	7539	7522	7505	7511	7532
Foster Care	2761	2773	2825	2842	2882	2897	2896	2931	2986	3017	3045	3029
Medicare Beneficiaries	3080	3085	3052	3043	3035	3031	3029	3027	3024	3009	3001	2978
Miscellaneous	759	772	786	805	817	829	842	848	863	873	883	901
Subsidized Adoption	49	49	50	50	51	51	51	51	51	51	50	52
TB-Related	28	28	28	28	28	28	28	28	28	28	28	27
Well Woman MA	96	95	92	93	94	93	92	92	91	91	92	91
Other Coverage Total	14315	14363	14401	14421	14490	14497	14492	14516	14565	14574	14610	14610
Total Coverage	387475	389082	390773	392453	394023	395523	397373	399324	401023	402832	404468	406442

WISCONSIN MEDICAID

Note: Wisconsin implemented BadgerCare Plus on 2/01/2008. Because BadgerCare Plus simplified the eligibility determination, categories for Family Coverage were changed from sub-programs to types of individuals. This report shows the number of members certified by each county or tribe. The county of certification may or may not be the county of residence.

COUNTY OR TRIBE: MILWAUKEE**2021**

	JAN	FEB	MAR	APR	MAY	JUN	JUL	AUG	SEP	OCT	NOV	DEC
Childless Adults	70449	71647	72472	73270	73999	74642	75381	76041	76738	77443	78233	79053
Children	115913	115878	115690	115630	115555	115343	115090	114975	114405	113546	112044	111066
Express Enroll-Children	2	2	1	1	3	3	2	3	3	4	4	3
Income Extensions	40967	42128	43106	44191	45058	46166	47278	48713	50469	53011	56057	58558
Parents/Caretakers	43344	43551	43769	43979	44057	44123	44180	44075	43784	43198	42479	41998
Pregnant Women	6678	6820	6935	6974	7075	7110	7178	7265	7322	7382	7339	7387
Youths Exiting	292	290	291	291	288	285	282	283	285	286	283	279
BadgerCare Plus Total	277645	280316	282264	284336	286035	287672	289391	291355	293006	294870	296439	298344
Institutionalized	1391	1373	1364	1357	1367	1372	1373	1373	1381	1384	1359	1353
Katie Beckett Program	1	1	1	1	1	1	1	1	1	1	1	1
MAPP	4935	4949	4946	4961	4955	4949	4944	4923	4927	4923	4929	4910
SSI	39641	39605	39663	39740	39740	39818	39933	40001	40114	40072	40080	40110
SSI-Related	12324	12414	12547	12702	12786	12907	13030	13134	13248	13322	13420	13495
Waiver	13714	13726	13753	13732	13698	13666	13621	13562	13485	13418	13355	13302
Elderly & Disabled Coverage Total	72006	72068	72274	72493	72547	72713	72902	72994	73156	73120	73144	73171
Family Planning Only Services	7609	7566	7561	7576	7575	7589	7584	7563	7580	7542	7522	7555
Foster Care	2435	2473	2525	2546	2592	2617	2646	2674	2699	2733	2732	2753
Medicare Beneficiaries	3253	3223	3210	3206	3189	3170	3154	3127	3118	3121	3103	3090
Miscellaneous	383	400	405	420	433	457	668	680	696	706	718	740
Subsidized Adoption	47	47	46	46	47	47	48	48	48	52	49	49
TB-Related	27	27	27	27	27	28	28	28	28	28	28	28
Well Woman MA	94	95	95	94	95	94	94	93	94	95	96	96
Other Coverage Total	13848	13831	13869	13915	13958	14002	14222	14213	14263	14277	14248	14311
Total Coverage	363499	366215	368407	370744	372540	374387	376515	378562	380425	382267	383831	385826

WISCONSIN MEDICAID

Note: Wisconsin implemented BadgerCare Plus on 2/01/2008. Because BadgerCare Plus simplified the eligibility determination, categories for Family Coverage were changed from sub-programs to types of individuals. This report shows the number of members certified by each county or tribe. The county of certification may or may not be the county of residence.

COUNTY OR TRIBE: MILWAUKEE**2020**

	JAN	FEB	MAR	APR	MAY	JUN	JUL	AUG	SEP	OCT	NOV	DEC
Childless Adults	50000	50219	50567	55155	57977	59663	61280	62737	64138	65779	66972	68543
Children	110255	110656	110852	113629	115497	116428	117352	117311	116862	116385	115703	115657
Express Enroll-Children	3	4	5	2	.	2	2	2	2	3	2	2
Express Enroll-PW	.	1	1	2	3	3	1	.
Income Extensions	28843	28607	28276	29396	29011	29307	29909	31638	33984	36324	38543	39864
Parents/Caretakers	36188	36292	36443	37910	40513	41913	42500	42787	42949	42871	42907	43098
Pregnant Women	4959	4924	4807	5175	5451	5578	5788	6008	6059	6264	6322	6492
Youths Exiting	272	275	272	275	272	268	272	276	278	278	280	284
BadgerCare Plus Total	230520	230978	231223	241544	248721	253159	257103	260759	264275	267907	270730	273940
Institutionalized	1799	1794	1773	1706	1655	1591	1568	1549	1532	1527	1489	1416
Katie Beckett Program	22	24	24	26	25	1	1	1	1	1	1	1
MAPP	4909	4790	4720	4713	4715	4702	4578	4655	4756	4885	4901	4918
SSI	39285	39200	39153	39409	39439	39463	39443	39493	39599	39652	39657	39652
SSI-Related	9469	9735	9851	10385	10758	11010	11290	11481	11652	11808	12008	12167
Waiver	13152	13211	13291	13479	13571	13657	13743	13732	13695	13699	13733	13738
Elderly & Disabled Coverage Total	68636	68754	68812	69718	70163	70424	70623	70911	71235	71572	71789	71892
Family Planning Only Services	8269	8136	8086	7992	7841	7743	7750	7740	7679	7642	7619	7601
Foster Care	2182	2140	2128	2143	2166	2199	2228	2268	2337	2368	2404	2418
Medicare Beneficiaries	3678	3639	3590	3462	3421	3384	3367	3342	3340	3325	3302	3269
Miscellaneous	247	256	264	272	284	301	309	322	332	357	361	366
Subsidized Adoption	46	47	45	47	47	47	47	47	48	48	46	47
TB-Related	30	26	26	26	26	26	27	27	27	27	27	27
Well Woman MA	94	95	95	95	95	94	93	93	93	97	96	97
Other Coverage Total	14546	14339	14234	14037	13880	13794	13821	13839	13856	13864	13855	13825
Total Coverage	313702	314071	314269	325299	332764	337377	341547	345509	349366	353343	356374	359657

WISCONSIN MEDICAID

Note: Wisconsin implemented BadgerCare Plus on 2/01/2008. Because BadgerCare Plus simplified the eligibility determination, categories for Family Coverage were changed from sub-programs to types of individuals. This report shows the number of members certified by each county or tribe. The county of certification may or may not be the county of residence.

COUNTY OR TRIBE: MILWAUKEE**2019**

	JAN	FEB	MAR	APR	MAY	JUN	JUL	AUG	SEP	OCT	NOV	DEC
Childless Adults	48306	48380	48224	48143	48563	48851	48791	49328	49276	49127	49199	49343
Children	119337	118350	117204	116793	116301	115313	113712	113302	112224	111149	110401	109864
Express Enroll-Children	4	4	4	2	1	2	8	5	8	8	9	6
Express Enroll-PW	1	3	2	3	.	1	1	1	.	4	1	3
Income Extensions	16826	18295	19569	20553	21613	22805	24308	25101	26375	28042	28833	29139
Parents/Caretakers	37162	37178	37187	37262	37417	37459	37159	37394	37064	36527	36282	36164
Pregnant Women	5127	5119	5118	5146	5209	5192	5201	5148	5169	5215	5094	5004
Youths Exiting	267	273	276	275	270	267	271	265	268	264	276	279
BadgerCare Plus Total	227030	227602	227584	228177	229374	229890	229451	230544	230384	230336	230095	229802
Institutionalized	1843	1830	1847	1832	1809	1829	1845	1843	1823	1832	1826	1832
Katie Beckett Program	17	18	18	19	19	19	20	20	20	20	21	21
MAPP	5786	5820	5834	5879	5911	5916	5916	5944	5723	5476	5199	5021
SSI	39533	39367	39401	39446	39512	39513	39564	39546	39461	39474	39435	39325
SSI-Related	6373	6439	6503	6569	6444	6475	6471	6548	7651	8197	8834	9142
Waiver	12759	12775	12833	12839	12862	12896	12881	12910	12993	13012	13055	13140
Elderly & Disabled Coverage Total	66311	66249	66436	66584	66557	66648	66697	66811	67671	68011	68370	68481
Family Planning Only Services	9608	9570	9454	9358	9289	9270	9195	9031	8767	8714	8596	8422
Foster Care	2339	2309	2298	2260	2259	2233	2243	2228	2237	2214	2213	2195
Medicare Beneficiaries	4856	4832	4720	4727	4703	4693	4705	4745	4116	3952	3790	3701
Miscellaneous	272	271	261	270	281	281	263	267	267	279	272	277
Subsidized Adoption	46	46	46	46	46	47	48	48	47	46	45	46
TB-Related	61	55	57	59	52	53	50	48	46	43	39	32
Well Woman MA	116	111	106	107	105	105	105	105	99	96	96	96
Other Coverage Total	17298	17194	16942	16827	16735	16682	16609	16472	15579	15344	15051	14769
Total Coverage	310639	311045	310962	311588	312666	313220	312757	313827	313634	313691	313516	313052

WISCONSIN MEDICAID

Note: Wisconsin implemented BadgerCare Plus on 2/01/2008. Because BadgerCare Plus simplified the eligibility determination, categories for Family Coverage were changed from sub-programs to types of individuals. This report shows the number of members certified by each county or tribe. The county of certification may or may not be the county of residence.

COUNTY OR TRIBE: MONROE

2024

	JAN	FEB	MAR	APR	MAY	JUN	JUL	AUG	SEP	OCT	NOV	DEC
Childless Adults	9	9	5
Children	49	60	38
Income Extensions	27	27	10
Parents/Caretakers	24	28	17
Pregnant Women	7	7	6
BadgerCare Plus Total	116	131	76
Institutionalized	.	1	1
MAPP	3	2
SSI	865	852	842
SSI-Related	5	3	3
Waiver	.	2
Elderly & Disabled Coverage Total	873	860	846
Family Planning Only Services	2	2
Foster Care	126	127	132
Miscellaneous	19	18	15
Well Woman MA	3	2	2
Other Coverage Total	150	149	149
Total Coverage	1139	1140	1071

WISCONSIN MEDICAID

Note: Wisconsin implemented BadgerCare Plus on 2/01/2008. Because BadgerCare Plus simplified the eligibility determination, categories for Family Coverage were changed from sub-programs to types of individuals. This report shows the number of members certified by each county or tribe. The county of certification may or may not be the county of residence.

COUNTY OR TRIBE: MONROE

2023

	JAN	FEB	MAR	APR	MAY	JUN	JUL	AUG	SEP	OCT	NOV	DEC
Childless Adults	3	5	.	6	7	10	8	8	8	8	9	10
Children	19	15	16	18	22	19	24	24	27	51	42	38
Income Extensions	14	19	12	10	6	10	7	15	15	13	19	18
Parents/Caretakers	18	15	10	12	14	14	16	16	13	18	19	16
Pregnant Women	6	4	5	5	4	2	2	4	4	3	3	4
Youths Exiting	1	1
BadgerCare Plus Total	60	58	43	51	53	56	58	67	67	93	92	86
Institutionalized	1	2	2	.	1	.	1
MAPP	.	1	1	.	.	.	2	.	.	.	1	1
SSI	889	884	884	891	888	868	866	869	872	854	849	860
SSI-Related	3	1	2	2	4	5	4	3	3	5	5	5
Waiver	.	1	1	1	4	2	2	1	2	2	1	2
Elderly & Disabled Coverage Total	892	887	888	894	896	876	876	875	877	862	856	869
Family Planning Only Services	1	1	1	1	1	1	1	2
Foster Care	116	114	112	115	118	117	117	118	117	120	119	122
Miscellaneous	10	12	12	12	12	12	11	8	14	22	22	20
Well Woman MA	4	4	4	4	4	4	3	3	3	3	2	2
Other Coverage Total	130	130	128	131	135	134	132	130	135	146	144	146
Total Coverage	1082	1075	1059	1076	1084	1066	1066	1072	1079	1101	1092	1101

WISCONSIN MEDICAID

Note: Wisconsin implemented BadgerCare Plus on 2/01/2008. Because BadgerCare Plus simplified the eligibility determination, categories for Family Coverage were changed from sub-programs to types of individuals. This report shows the number of members certified by each county or tribe. The county of certification may or may not be the county of residence.

COUNTY OR TRIBE: MONROE

2022

	JAN	FEB	MAR	APR	MAY	JUN	JUL	AUG	SEP	OCT	NOV	DEC
Childless Adults	4	8	7	5	6	5	8	3	3	1	3	3
Children	26	20	19	17	21	19	31	23	22	23	30	21
Income Extensions	19	16	10	17	26	24	32	16	16	22	27	18
Parents/Caretakers	13	13	8	12	11	15	22	17	14	13	21	16
Pregnant Women	5	6	7	6	6	5	7	6	6	6	5	6
BadgerCare Plus Total	67	63	51	57	70	68	100	65	61	65	86	64
MAPP	.	1	.	.	1	1	1
SSI	872	874	883	886	878	878	862	868	873	877	875	883
SSI-Related	.	.	.	1	.	.	2	1	1	1	1	1
Waiver	.	.	.	1	1	1	1	.
Elderly & Disabled Coverage Total	872	875	883	888	880	879	865	869	874	879	877	884
Foster Care	120	120	118	113	111	110	109	111	113	116	118	117
Miscellaneous	7	7	7	9	9	10	10	10	10	10	10	10
Well Woman MA	4	4	4	4	4	4	4	4	4	4	4	4
Other Coverage Total	131	131	129	126	124	124	123	125	127	130	132	131
Total Coverage	1070	1069	1063	1071	1074	1071	1088	1059	1062	1074	1095	1079

WISCONSIN MEDICAID

Note: Wisconsin implemented BadgerCare Plus on 2/01/2008. Because BadgerCare Plus simplified the eligibility determination, categories for Family Coverage were changed from sub-programs to types of individuals. This report shows the number of members certified by each county or tribe. The county of certification may or may not be the county of residence.

COUNTY OR TRIBE: MONROE**2021**

	JAN	FEB	MAR	APR	MAY	JUN	JUL	AUG	SEP	OCT	NOV	DEC
Childless Adults	7	7	4	3	4	6	5	6	4	3	8	5
Children	37	38	33	33	24	35	31	31	26	27	36	29
Express Enroll-Children	1	1	1
Income Extensions	6	8	12	13	9	12	11	19	9	22	22	26
Parents/Caretakers	18	19	18	18	15	20	16	16	11	13	16	17
Pregnant Women	6	7	6	6	4	2	4	3	3	3	7	2
BadgerCare Plus Total	75	80	74	73	56	75	67	75	53	68	89	79
MAPP	1
SSI	871	871	870	876	879	876	868	867	870	867	866	873
SSI-Related	.	.	.	1	.	1	2	2	1	1	.	1
Waiver	1	1	1	2	3	2	2
Elderly & Disabled Coverage Total	872	872	871	879	882	879	873	869	871	868	866	874
Family Planning Only Services	1	1	1	1	1	.	2
Foster Care	116	119	117	118	119	122	122	120	114	115	118	120
Miscellaneous	7	7	7	7	7	7	7	7	7	7	7	7
Well Woman MA	4	4	4	4	4	4	4	4	4	4	4	4
Other Coverage Total	128	131	129	129	130	133	133	131	126	127	129	133
Total Coverage	1075	1083	1074	1081	1068	1087	1073	1075	1050	1063	1084	1086

WISCONSIN MEDICAID

Note: Wisconsin implemented BadgerCare Plus on 2/01/2008. Because BadgerCare Plus simplified the eligibility determination, categories for Family Coverage were changed from sub-programs to types of individuals. This report shows the number of members certified by each county or tribe. The county of certification may or may not be the county of residence.

COUNTY OR TRIBE: MONROE

2020

	JAN	FEB	MAR	APR	MAY	JUN	JUL	AUG	SEP	OCT	NOV	DEC
Childless Adults	7	7	8	4	7	4	3	6	13	4	5	8
Children	58	39	46	31	21	34	16	29	23	22	26	34
Income Extensions	5	1	3	1	9	8	3	5	7	3	4	3
Parents/Caretakers	18	16	20	9	5	13	5	8	8	10	15	16
Pregnant Women	6	2	5	4	4	4	4	7	7	6	7	4
BadgerCare Plus Total	94	65	82	49	46	63	31	55	58	45	57	65
Institutionalized	1	1	1
Katie Beckett Program	1	1	1	1	1
MAPP	1	1	.	1	1
SSI	833	831	825	837	842	836	837	843	852	857	860	871
SSI-Related	1	2	1	1	3	1
Waiver	1	1	2	1	4	4	2	2	4	2	1	1
Elderly & Disabled Coverage Total	837	836	830	840	847	840	839	846	857	859	865	874
Family Planning Only Services	3	3	3	5	2	2	3	1	1	1	1	1
Foster Care	80	82	85	92	94	91	98	97	101	110	110	114
Medicare Beneficiaries	1	1
Miscellaneous	7	7	7	7	7	7	7	6	6	6	6	6
Well Woman MA	3	3	3	3	3	3	3	3	3	4	4	4
Other Coverage Total	94	96	98	107	106	103	111	107	111	121	121	125
Total Coverage	1025	997	1010	996	999	1006	981	1008	1026	1025	1043	1064

WISCONSIN MEDICAID

Note: Wisconsin implemented BadgerCare Plus on 2/01/2008. Because BadgerCare Plus simplified the eligibility determination, categories for Family Coverage were changed from sub-programs to types of individuals. This report shows the number of members certified by each county or tribe. The county of certification may or may not be the county of residence.

COUNTY OR TRIBE: MONROE**2019**

	JAN	FEB	MAR	APR	MAY	JUN	JUL	AUG	SEP	OCT	NOV	DEC
Childless Adults	10	11	8	4	3	5	5	4	2	2	4	6
Children	65	58	46	49	35	44	36	69	55	49	45	41
Income Extensions	7	10	7	4	7	6	5	18	11	14	11	7
Parents/Caretakers	26	22	21	20	17	16	14	24	22	22	21	20
Pregnant Women	5	5	4	4	2	7	3	6	3	4	5	4
Youths Exiting	1	1	1	1
BadgerCare Plus Total	113	106	86	81	65	79	64	122	93	91	86	78
Institutionalized	1	.	.	.	1	.	1	.	1	2	.	.
Katie Beckett Program	1	1	1
MAPP	3	2	2	.	1	1	1	2	.	1	1	.
SSI	847	843	843	848	845	842	828	833	830	829	827	823
SSI-Related	2	1	6	2	1	1	.	2	.	2	1	2
Waiver	3	.	1	2	3	3	3	5	5	5	2	1
Elderly & Disabled Coverage Total	856	846	852	852	851	847	833	842	836	840	832	827
Family Planning Only Services	2	2	2	3	1	.	1	3	1	3	2	4
Foster Care	94	87	95	96	96	96	90	84	83	85	86	85
Medicare Beneficiaries	.	.	1	.	.	1	.	1	2	.	.	.
Miscellaneous	6	8	8	7	5	5	6	6	5	7	6	6
TB-Related	1	1	1
Well Woman MA	3	3	3	3	3	3	3	3	3	3	3	3
Other Coverage Total	106	101	110	109	105	105	100	97	94	98	97	98
Total Coverage	1075	1053	1048	1042	1021	1031	997	1061	1023	1029	1015	1003

WISCONSIN MEDICAID

Note: Wisconsin implemented BadgerCare Plus on 2/01/2008. Because BadgerCare Plus simplified the eligibility determination, categories for Family Coverage were changed from sub-programs to types of individuals. This report shows the number of members certified by each county or tribe. The county of certification may or may not be the county of residence.

COUNTY OR TRIBE: OCONTO

2024

	JAN	FEB	MAR	APR	MAY	JUN	JUL	AUG	SEP	OCT	NOV	DEC
Childless Adults	1134	1097	1044
Children	1784	1863	1974
Express Enroll-PW	1
Income Extensions	1836	1734	1544
Parents/Caretakers	845	836	822
Pregnant Women	140	138	122
Youths Exiting	3	3	2
BadgerCare Plus Total	5743	5671	5508
Institutionalized	73	68	62
MAPP	291	287	274
SSI	534	529	531
SSI-Related	300	294	293
Waiver	218	213	215
Elderly & Disabled Coverage Total	1416	1391	1375
Family Planning Only Services	143	133	142
Foster Care	115	118	119
Medicare Beneficiaries	144	148	159
Miscellaneous	26	24	26
Subsidized Adoption	2	3	3
Well Woman MA	2	1	1
Other Coverage Total	432	427	450
Total Coverage	7591	7489	7333

WISCONSIN MEDICAID

Note: Wisconsin implemented BadgerCare Plus on 2/01/2008. Because BadgerCare Plus simplified the eligibility determination, categories for Family Coverage were changed from sub-programs to types of individuals. This report shows the number of members certified by each county or tribe. The county of certification may or may not be the county of residence.

COUNTY OR TRIBE: OCONTO**2023**

	JAN	FEB	MAR	APR	MAY	JUN	JUL	AUG	SEP	OCT	NOV	DEC
Childless Adults	1433	1450	1462	1483	1481	1441	1386	1339	1278	1230	1187	1142
Children	2213	2217	2212	2233	2217	2147	2045	1953	1902	1876	1842	1807
Express Enroll-PW	1
Income Extensions	1641	1656	1673	1663	1682	1652	1670	1695	1726	1766	1796	1822
Parents/Caretakers	980	984	997	1027	1031	997	970	948	937	908	889	871
Pregnant Women	179	176	178	188	184	161	168	163	162	154	148	146
Youths Exiting	3	3	3	3	3	3	3	2	2	2	2	2
BadgerCare Plus Total	6449	6486	6525	6597	6598	6401	6242	6100	6007	5936	5864	5791
Institutionalized	72	74	75	75	78	91	84	83	84	82	85	74
MAPP	257	256	253	257	258	274	275	275	275	275	275	277
SSI	595	593	595	592	594	565	561	559	558	550	548	542
SSI-Related	326	328	330	334	337	328	320	319	315	316	316	311
Waiver	254	253	253	252	253	241	240	235	231	229	225	221
Elderly & Disabled Coverage Total	1504	1504	1506	1510	1520	1499	1480	1471	1463	1452	1449	1425
Family Planning Only Services	197	203	203	202	198	186	173	163	160	154	151	140
Foster Care	100	101	99	103	108	111	113	112	117	117	119	116
Medicare Beneficiaries	139	142	141	140	144	155	157	151	142	143	144	146
Miscellaneous	25	25	26	26	26	30	28	28	25	25	24	24
Subsidized Adoption	1	1	1	1	1	1	1	1	1	1	1	1
Well Woman MA	4	4	4	4	4	4	4	4	3	3	3	3
Other Coverage Total	466	476	474	476	481	487	476	459	448	443	442	430
Total Coverage	8419	8466	8505	8583	8599	8387	8198	8030	7918	7831	7755	7646

WISCONSIN MEDICAID

Note: Wisconsin implemented BadgerCare Plus on 2/01/2008. Because BadgerCare Plus simplified the eligibility determination, categories for Family Coverage were changed from sub-programs to types of individuals. This report shows the number of members certified by each county or tribe. The county of certification may or may not be the county of residence.

COUNTY OR TRIBE: OCONTO**2022**

	JAN	FEB	MAR	APR	MAY	JUN	JUL	AUG	SEP	OCT	NOV	DEC
Childless Adults	1278	1291	1297	1294	1311	1326	1341	1363	1367	1378	1398	1409
Children	2241	2256	2257	2247	2234	2225	2223	2230	2244	2258	2231	2205
Express Enroll-PW	.	1
Income Extensions	1261	1288	1296	1333	1362	1405	1443	1469	1498	1510	1540	1591
Parents/Caretakers	982	994	1001	1012	1013	1012	1027	1032	1013	1000	996	987
Pregnant Women	141	154	156	150	157	157	167	178	184	183	189	182
Youths Exiting	5	5	5	5	5	5	3	3	3	3	4	4
BadgerCare Plus Total	5908	5989	6012	6041	6082	6130	6204	6275	6309	6332	6358	6378
Institutionalized	77	76	75	78	73	76	78	78	75	77	75	73
MAPP	234	233	232	235	235	235	246	247	247	249	252	257
SSI	598	597	601	603	604	606	600	601	603	599	599	602
SSI-Related	321	314	316	318	322	327	319	316	319	323	325	326
Waiver	237	241	247	254	247	247	249	250	251	250	252	252
Elderly & Disabled Coverage Total	1467	1461	1471	1488	1481	1491	1492	1492	1495	1498	1503	1510
Family Planning Only Services	183	188	186	187	188	189	189	189	190	193	198	197
Foster Care	104	102	100	103	103	104	101	101	96	95	98	101
Medicare Beneficiaries	154	151	147	146	143	141	140	142	140	140	138	139
Miscellaneous	15	15	17	17	17	17	17	17	22	24	25	25
Subsidized Adoption	1	1	1	1	1	1
Well Woman MA	4	4	4	4	4	4	4	4	4	4	4	4
Other Coverage Total	460	460	454	457	455	455	452	454	453	457	464	467
Total Coverage	7835	7910	7937	7986	8018	8076	8148	8221	8257	8287	8325	8355

WISCONSIN MEDICAID

Note: Wisconsin implemented BadgerCare Plus on 2/01/2008. Because BadgerCare Plus simplified the eligibility determination, categories for Family Coverage were changed from sub-programs to types of individuals. This report shows the number of members certified by each county or tribe. The county of certification may or may not be the county of residence.

COUNTY OR TRIBE: OCONTO**2021**

	JAN	FEB	MAR	APR	MAY	JUN	JUL	AUG	SEP	OCT	NOV	DEC
Childless Adults	1109	1133	1147	1155	1174	1189	1191	1197	1219	1239	1239	1260
Children	2297	2296	2283	2274	2275	2267	2282	2279	2279	2266	2248	2248
Income Extensions	806	823	852	885	905	930	963	995	1000	1065	1170	1203
Parents/Caretakers	1018	1029	1029	1025	1025	1022	1020	1018	1022	1014	990	988
Pregnant Women	111	119	122	130	134	133	143	146	140	143	149	149
Youths Exiting	7	7	7	7	7	7	7	7	7	7	6	6
BadgerCare Plus Total	5348	5407	5440	5476	5520	5548	5606	5642	5667	5734	5802	5854
Institutionalized	74	73	73	78	76	79	79	78	79	78	74	73
MAPP	204	206	204	212	214	218	223	224	223	225	228	234
SSI	586	581	589	593	591	588	589	587	593	593	599	600
SSI-Related	300	301	304	307	314	314	313	317	316	316	318	317
Waiver	216	219	226	227	232	234	231	235	232	237	234	236
Elderly & Disabled Coverage Total	1380	1380	1396	1417	1427	1433	1435	1441	1443	1449	1453	1460
Family Planning Only Services	189	190	185	183	186	188	187	185	185	183	186	188
Foster Care	84	84	91	92	93	94	94	94	96	97	99	103
Medicare Beneficiaries	173	168	167	166	164	160	162	162	165	161	154	154
Miscellaneous	12	12	12	12	12	12	14	14	14	14	14	14
Well Woman MA	4	4	4	4	4	4	4	4	4	4	4	4
Other Coverage Total	462	458	459	457	459	458	461	459	464	459	457	463
Total Coverage	7190	7245	7295	7350	7406	7439	7502	7542	7574	7642	7712	7777

WISCONSIN MEDICAID

Note: Wisconsin implemented BadgerCare Plus on 2/01/2008. Because BadgerCare Plus simplified the eligibility determination, categories for Family Coverage were changed from sub-programs to types of individuals. This report shows the number of members certified by each county or tribe. The county of certification may or may not be the county of residence.

COUNTY OR TRIBE: OCONTO**2020**

	JAN	FEB	MAR	APR	MAY	JUN	JUL	AUG	SEP	OCT	NOV	DEC
Childless Adults	742	738	753	818	859	897	938	960	987	1006	1040	1093
Children	2072	2117	2079	2185	2213	2248	2290	2314	2302	2298	2273	2276
Income Extensions	518	502	500	528	527	553	573	619	659	709	758	785
Parents/Caretakers	793	798	795	855	895	922	936	948	975	982	975	986
Pregnant Women	98	93	89	94	97	102	105	105	104	110	115	116
Youths Exiting	3	3	4	4	4	4	5	7	7	7	7	6
BadgerCare Plus Total	4226	4251	4220	4484	4595	4726	4847	4953	5034	5112	5168	5262
Institutionalized	86	86	92	90	90	90	92	93	91	85	79	71
Katie Beckett Program	1	1	1	1	1
MAPP	176	173	172	178	181	183	184	186	184	187	195	198
SSI	583	575	573	586	587	584	588	585	586	590	584	583
SSI-Related	201	220	222	234	245	248	252	259	273	279	286	290
Waiver	202	206	202	202	209	211	212	211	216	219	220	219
Elderly & Disabled Coverage Total	1249	1261	1262	1291	1313	1316	1328	1334	1350	1360	1364	1361
Family Planning Only Services	192	194	202	202	195	192	194	195	194	192	202	192
Foster Care	62	71	69	69	72	71	71	73	76	83	81	82
Medicare Beneficiaries	176	176	176	178	180	179	179	178	180	179	177	174
Miscellaneous	12	12	12	12	12	12	12	12	12	12	12	12
Well Woman MA	5	5	4	4	4	4	4	4	4	4	4	4
Other Coverage Total	447	458	463	465	463	458	460	462	466	470	476	464
Total Coverage	5922	5970	5945	6240	6371	6500	6635	6749	6850	6942	7008	7087

WISCONSIN MEDICAID

Note: Wisconsin implemented BadgerCare Plus on 2/01/2008. Because BadgerCare Plus simplified the eligibility determination, categories for Family Coverage were changed from sub-programs to types of individuals. This report shows the number of members certified by each county or tribe. The county of certification may or may not be the county of residence.

COUNTY OR TRIBE: OCONTO**2019**

	JAN	FEB	MAR	APR	MAY	JUN	JUL	AUG	SEP	OCT	NOV	DEC
Childless Adults	770	756	755	759	746	754	753	758	753	745	734	735
Children	2249	2254	2270	2240	2255	2229	2172	2157	2146	2100	2095	2101
Express Enroll-PW	.	1	1	1	1	1	.
Income Extensions	346	391	391	396	422	420	457	500	505	535	546	548
Parents/Caretakers	856	848	859	845	854	847	832	827	833	819	827	811
Pregnant Women	85	91	90	87	101	104	106	101	101	98	93	91
Youths Exiting	4	4	4	4	4	4	4	4	3	3	2	2
BadgerCare Plus Total	4310	4345	4370	4332	4382	4358	4324	4347	4341	4301	4298	4288
Institutionalized	103	98	94	96	96	97	96	91	89	88	87	89
Katie Beckett Program	1	1	1	1	1	1	1	1	1	1	1	1
MAPP	204	208	204	204	207	205	206	208	199	185	176	180
SSI	591	588	584	583	584	590	587	585	585	592	593	583
SSI-Related	108	109	105	104	108	107	106	105	134	154	168	183
Waiver	188	187	181	184	186	183	189	198	198	199	200	199
Elderly & Disabled Coverage Total	1195	1191	1169	1172	1182	1183	1185	1188	1206	1219	1225	1235
Family Planning Only Services	200	190	199	202	210	212	211	211	206	202	190	191
Foster Care	65	65	59	64	65	64	66	67	65	66	65	64
Medicare Beneficiaries	249	248	238	231	229	235	235	232	215	199	190	184
Miscellaneous	9	10	10	9	9	10	9	10	10	10	11	10
Subsidized Adoption	1	1	1	1	1	1	1
Well Woman MA	7	6	6	5	5	6	6	6	6	5	5	5
Other Coverage Total	531	520	513	512	519	528	528	526	502	482	461	454
Total Coverage	6036	6056	6052	6016	6083	6069	6037	6061	6049	6002	5984	5977

WISCONSIN MEDICAID

Note: Wisconsin implemented BadgerCare Plus on 2/01/2008. Because BadgerCare Plus simplified the eligibility determination, categories for Family Coverage were changed from sub-programs to types of individuals. This report shows the number of members certified by each county or tribe. The county of certification may or may not be the county of residence.

COUNTY OR TRIBE: ONEIDA

2024

	JAN	FEB	MAR	APR	MAY	JUN	JUL	AUG	SEP	OCT	NOV	DEC
Childless Adults	28	26	8
Children	102	100	85
Express Enroll-PW	.	1
Income Extensions	121	107	75
Parents/Caretakers	51	45	38
Pregnant Women	11	13	9
BadgerCare Plus Total	313	292	215
Institutionalized	.	1	1
MAPP	4	5	4
SSI	563	555	550
SSI-Related	3	7	7
Waiver	5	4	4
Elderly & Disabled Coverage Total	575	572	566
Family Planning Only Services	5	15	13
Foster Care	126	129	130
Medicare Beneficiaries	1	3	2
Miscellaneous	27	27	27
Subsidized Adoption	3	3	3
Well Woman MA	3	3	3
Other Coverage Total	165	180	178
Total Coverage	1053	1044	959

WISCONSIN MEDICAID

Note: Wisconsin implemented BadgerCare Plus on 2/01/2008. Because BadgerCare Plus simplified the eligibility determination, categories for Family Coverage were changed from sub-programs to types of individuals. This report shows the number of members certified by each county or tribe. The county of certification may or may not be the county of residence.

COUNTY OR TRIBE: ONEIDA**2023**

	JAN	FEB	MAR	APR	MAY	JUN	JUL	AUG	SEP	OCT	NOV	DEC
Childless Adults	2741	1404	60	56	60	36	25	22	23	25	26	28
Children	3531	1939	161	165	167	106	91	94	102	104	98	104
Income Extensions	3001	1720	140	136	140	117	119	120	126	126	118	111
Parents/Caretakers	1521	815	72	73	70	40	44	47	49	53	46	49
Pregnant Women	302	134	38	37	35	14	9	9	15	14	12	8
Youths Exiting	14	7
BadgerCare Plus Total	11110	6019	471	467	472	313	288	292	315	322	300	300
Institutionalized	2	1	1	1	1	2	1	1	2	1	2	1
MAPP	1	1	1	1	1	3	4	5	4	5	6	4
SSI	625	625	628	627	635	607	614	614	609	590	586	573
SSI-Related	11	7	5	5	6	5	5	3	5	8	5	4
Waiver	19	16	9	10	11	7	5	5	6	7	7	7
Elderly & Disabled Coverage Total	658	650	644	644	654	624	629	628	626	611	606	589
Family Planning Only Services	622	370	181	23	24	17	13	13	11	9	9	6
Foster Care	146	148	148	148	147	148	152	145	146	140	128	127
Medicare Beneficiaries	1	2	1	3	2	3	1
Miscellaneous	24	24	24	24	25	28	27	29	27	26	27	26
Subsidized Adoption	1	1	2	2	2	2	2	2	2	3	3	3
Well Woman MA	6	6	6	6	6	6	6	5	4	4	3	3
Other Coverage Total	800	549	361	203	204	201	202	195	193	184	173	166
Total Coverage	12568	7218	1476	1314	1330	1138	1119	1115	1134	1117	1079	1055

WISCONSIN MEDICAID

Note: Wisconsin implemented BadgerCare Plus on 2/01/2008. Because BadgerCare Plus simplified the eligibility determination, categories for Family Coverage were changed from sub-programs to types of individuals. This report shows the number of members certified by each county or tribe. The county of certification may or may not be the county of residence.

COUNTY OR TRIBE: ONEIDA**2022**

	JAN	FEB	MAR	APR	MAY	JUN	JUL	AUG	SEP	OCT	NOV	DEC
Childless Adults	1416	1548	2392	2493	2514	2535	2567	2577	2690	2851	2974	3052
Children	2170	2237	3354	3390	3367	3392	3413	3422	3483	3738	3808	3834
Income Extensions	1192	1265	2005	2118	2188	2242	2337	2384	2492	2835	2950	3049
Parents/Caretakers	884	935	1419	1438	1424	1431	1434	1453	1478	1609	1622	1624
Pregnant Women	160	175	275	273	277	288	283	284	290	312	325	330
Youths Exiting	13	13	14	14	14	15	15	15	15	16	15	15
BadgerCare Plus Total	5835	6173	9459	9726	9784	9903	10049	10135	10448	11361	11694	11904
Institutionalized	1	1	1	1	3	4	3	3	3	5	5	4
MAPP	2	3	3	2	2	3	3	2	4	3	5	1
SSI	652	650	650	647	643	644	627	623	626	621	623	624
SSI-Related	17	16	13	15	16	13	8	8	8	10	10	10
Waiver	9	8	8	9	12	14	14	14	13	14	16	20
Elderly & Disabled Coverage Total	681	678	675	674	676	678	655	650	654	653	659	659
Family Planning Only Services	351	374	456	483	525	531	526	532	540	584	610	646
Foster Care	149	152	158	163	157	157	154	157	154	151	152	142
Medicare Beneficiaries	2	2	1	1	1	1	2	2	2	1	1	1
Miscellaneous	18	18	18	18	21	21	24	24	24	24	24	24
Subsidized Adoption	1	1	1	1	1	1	1	1	1	1	1	1
Well Woman MA	6	6	6	6	6	6	6	6	6	6	6	6
Other Coverage Total	527	553	640	672	711	717	713	722	727	767	794	820
Total Coverage	7043	7404	10774	11072	11171	11298	11417	11507	11829	12781	13147	13383

WISCONSIN MEDICAID

Note: Wisconsin implemented BadgerCare Plus on 2/01/2008. Because BadgerCare Plus simplified the eligibility determination, categories for Family Coverage were changed from sub-programs to types of individuals. This report shows the number of members certified by each county or tribe. The county of certification may or may not be the county of residence.

COUNTY OR TRIBE: ONEIDA**2021**

	JAN	FEB	MAR	APR	MAY	JUN	JUL	AUG	SEP	OCT	NOV	DEC
Childless Adults	1237	1260	1289	1299	1311	1331	1332	1345	1359	1371	1390	1403
Children	2217	2208	2205	2205	2208	2210	2192	2224	2207	2191	2175	2176
Income Extensions	869	876	885	905	937	951	994	1006	1042	1063	1119	1172
Parents/Caretakers	918	922	921	925	930	939	932	946	923	905	882	872
Pregnant Women	136	136	135	143	143	140	138	146	160	159	160	163
Youths Exiting	13	13	13	13	13	14	14	14	13	13	13	14
BadgerCare Plus Total	5390	5415	5448	5490	5542	5585	5602	5681	5704	5702	5739	5800
Institutionalized	1	1	1	2	1	1	.	.	1	2	2	3
MAPP	4	4	2	4	3	5	2	1	2	3	3	3
SSI	645	644	643	639	643	645	642	643	649	650	652	650
SSI-Related	16	17	18	21	17	15	13	16	16	16	17	19
Waiver	4	6	6	8	7	10	11	9	9	8	7	8
Elderly & Disabled Coverage Total	670	672	670	674	671	676	668	669	677	679	681	683
Family Planning Only Services	367	364	361	361	357	355	353	352	348	352	351	352
Foster Care	121	126	123	129	132	137	139	141	144	148	151	149
Medicare Beneficiaries	.	2	1	1	3	3
Miscellaneous	11	11	13	14	14	16	17	17	17	17	17	17
Subsidized Adoption	1	1	1	1	1	1	1	1	1	1	1	1
Well Woman MA	6	6	6	6	6	6	6	6	6	6	6	6
Other Coverage Total	506	510	504	511	510	515	516	517	517	525	529	528
Total Coverage	6566	6597	6622	6675	6723	6776	6786	6867	6898	6906	6949	7011

WISCONSIN MEDICAID

Note: Wisconsin implemented BadgerCare Plus on 2/01/2008. Because BadgerCare Plus simplified the eligibility determination, categories for Family Coverage were changed from sub-programs to types of individuals. This report shows the number of members certified by each county or tribe. The county of certification may or may not be the county of residence.

COUNTY OR TRIBE: ONEIDA**2020**

	JAN	FEB	MAR	APR	MAY	JUN	JUL	AUG	SEP	OCT	NOV	DEC
Childless Adults	889	884	894	952	986	1014	1051	1067	1093	1127	1163	1207
Children	2064	2089	2060	2121	2154	2186	2198	2204	2196	2188	2183	2213
Income Extensions	571	569	568	582	566	565	583	644	694	749	796	828
Parents/Caretakers	764	782	796	842	913	934	935	927	927	915	915	922
Pregnant Women	85	79	80	86	86	90	93	104	110	118	121	126
Youths Exiting	11	12	11	11	12	12	12	12	12	12	12	12
BadgerCare Plus Total	4384	4415	4409	4594	4717	4801	4872	4958	5032	5109	5190	5308
Institutionalized	2	1	1	2	2	2	.	2	2	1	2	1
Katie Beckett Program	2	2	2	2	2
MAPP	6	4	5	5	6	8	3	2	4	5	4	3
SSI	637	632	635	644	646	652	654	656	660	657	650	652
SSI-Related	14	17	16	16	12	11	12	12	12	12	17	16
Waiver	5	7	3	2	2	4	1	2	3	2	3	4
Elderly & Disabled Coverage Total	666	663	662	671	670	677	670	674	681	677	676	676
Family Planning Only Services	368	368	360	356	349	347	352	354	359	359	357	358
Foster Care	66	64	65	76	81	84	90	100	101	106	112	110
Medicare Beneficiaries	5	4	4	1	1	.	.	.
Miscellaneous	12	12	12	12	10	11	11	11	11	11	11	11
Subsidized Adoption	1	1	1	1	1	1	1	1	1	1	1	1
Well Woman MA	5	5	5	5	5	5	5	5	5	5	5	6
Other Coverage Total	457	454	443	450	446	448	463	472	478	482	486	486
Total Coverage	5507	5532	5514	5715	5833	5926	6005	6104	6191	6268	6352	6470

WISCONSIN MEDICAID

Note: Wisconsin implemented BadgerCare Plus on 2/01/2008. Because BadgerCare Plus simplified the eligibility determination, categories for Family Coverage were changed from sub-programs to types of individuals. This report shows the number of members certified by each county or tribe. The county of certification may or may not be the county of residence.

COUNTY OR TRIBE: ONEIDA**2019**

	JAN	FEB	MAR	APR	MAY	JUN	JUL	AUG	SEP	OCT	NOV	DEC
Childless Adults	1030	1032	1044	1027	980	925	919	901	898	882	865	879
Children	2345	2355	2369	2290	2247	2143	2132	2096	2042	2026	2035	2045
Income Extensions	412	418	460	479	493	533	551	579	605	640	624	624
Parents/Caretakers	841	856	861	843	826	783	768	760	756	758	742	738
Pregnant Women	97	100	112	106	104	98	103	89	89	85	87	79
Youths Exiting	10	8	7	6	8	8	8	9	11	11	10	11
BadgerCare Plus Total	4735	4769	4853	4751	4658	4490	4481	4434	4401	4402	4363	4376
Institutionalized	107	106	95	83	60	56	40	32	25	21	20	16
Katie Beckett Program	2	2	2	2	2	2	2	2	2	2	2	2
MAPP	254	254	242	205	139	109	91	76	57	35	26	16
SSI	658	658	648	644	640	648	657	655	643	645	649	643
SSI-Related	94	99	93	76	56	44	43	36	41	18	24	20
Waiver	165	166	162	132	104	78	53	45	39	22	17	11
Elderly & Disabled Coverage Total	1280	1285	1242	1142	1001	937	886	846	807	743	738	708
Family Planning Only Services	417	409	399	380	375	365	362	367	371	362	367	365
Foster Care	67	67	64	63	58	57	58	57	57	58	58	62
Medicare Beneficiaries	142	137	132	121	91	70	58	52	41	16	12	14
Miscellaneous	6	9	11	10	10	12	12	12	13	13	12	12
Subsidized Adoption	.	1	1	1	1	1	1	1	1	1	1	1
Well Woman MA	7	6	6	5	5	5	5	5	5	5	5	5
Other Coverage Total	639	629	613	580	540	510	496	494	488	455	455	459
Total Coverage	6654	6683	6708	6473	6199	5937	5863	5774	5696	5600	5556	5543

WISCONSIN MEDICAID

Note: Wisconsin implemented BadgerCare Plus on 2/01/2008. Because BadgerCare Plus simplified the eligibility determination, categories for Family Coverage were changed from sub-programs to types of individuals. This report shows the number of members certified by each county or tribe. The county of certification may or may not be the county of residence.

COUNTY OR TRIBE: ONEIDA TRIBE

2024

	JAN	FEB	MAR	APR	MAY	JUN	JUL	AUG	SEP	OCT	NOV	DEC
Childless Adults	250	241	237
Children	626	671	737
Income Extensions	736	678	567
Parents/Caretakers	273	273	273
Pregnant Women	38	31	33
BadgerCare Plus Total	1923	1894	1847
Institutionalized	11	10	9
MAPP	9	8	6
SSI-Related	55	51	49
Waiver	11	11	11
Elderly & Disabled Coverage Total	86	80	75
Family Planning Only Services	18	22	20
Foster Care	2	2	2
Medicare Beneficiaries	30	29	34
Subsidized Adoption	1	1	1
Other Coverage Total	51	54	57
Total Coverage	2060	2028	1979

WISCONSIN MEDICAID

Note: Wisconsin implemented BadgerCare Plus on 2/01/2008. Because BadgerCare Plus simplified the eligibility determination, categories for Family Coverage were changed from sub-programs to types of individuals. This report shows the number of members certified by each county or tribe. The county of certification may or may not be the county of residence.

COUNTY OR TRIBE: ONEIDA TRIBE**2023**

	JAN	FEB	MAR	APR	MAY	JUN	JUL	AUG	SEP	OCT	NOV	DEC
Childless Adults	334	341	348	350	355	347	326	310	288	285	266	257
Children	878	871	869	869	863	796	739	666	621	595	597	617
Express Enroll-PW	.	.	.	1
Income Extensions	744	752	762	765	758	728	739	750	757	756	760	755
Parents/Caretakers	365	366	362	366	371	351	336	326	311	303	291	290
Pregnant Women	46	45	43	40	43	38	40	40	42	43	43	42
BadgerCare Plus Total	2367	2375	2384	2391	2390	2260	2180	2092	2019	1982	1957	1961
Institutionalized	17	16	15	15	17	19	18	18	16	15	15	15
MAPP	3	3	4	4	4	5	6	5	6	7	9	9
SSI-Related	88	89	87	88	88	84	83	85	85	80	63	58
Waiver	14	13	13	11	12	9	9	9	10	10	11	11
Elderly & Disabled Coverage Total	122	121	119	118	121	117	116	117	117	112	98	93
Family Planning Only Services	12	11	12	12	13	13	14	12	11	11	12	14
Foster Care	2	2
Medicare Beneficiaries	21	21	20	20	21	23	21	21	21	24	25	27
Subsidized Adoption	1	1	1	1	1
Other Coverage Total	33	32	32	32	34	36	35	34	33	36	40	44
Total Coverage	2522	2528	2535	2541	2545	2413	2331	2243	2169	2130	2095	2098

WISCONSIN MEDICAID

Note: Wisconsin implemented BadgerCare Plus on 2/01/2008. Because BadgerCare Plus simplified the eligibility determination, categories for Family Coverage were changed from sub-programs to types of individuals. This report shows the number of members certified by each county or tribe. The county of certification may or may not be the county of residence.

COUNTY OR TRIBE: ONEIDA TRIBE**2022**

	JAN	FEB	MAR	APR	MAY	JUN	JUL	AUG	SEP	OCT	NOV	DEC
Childless Adults	313	318	314	317	318	329	331	328	324	326	326	331
Children	991	982	971	968	956	949	939	916	906	891	891	888
Income Extensions	584	587	593	612	614	626	643	670	682	702	716	733
Parents/Caretakers	390	392	390	387	387	388	395	378	387	379	378	368
Pregnant Women	40	39	39	42	44	45	42	45	40	44	44	49
BadgerCare Plus Total	2318	2318	2307	2326	2319	2337	2350	2337	2339	2342	2355	2369
Institutionalized	23	23	22	22	22	21	21	20	20	20	18	17
MAPP	2	2	2	2	2	2	2	2	3	3	3	3
SSI-Related	89	86	88	84	84	84	83	88	88	88	87	88
Waiver	12	12	13	14	14	14	14	14	14	13	14	14
Elderly & Disabled Coverage Total	126	123	125	122	122	121	120	124	125	124	122	122
Family Planning Only Services	13	13	13	13	13	14	14	14	14	13	13	13
Medicare Beneficiaries	23	23	23	24	23	22	21	21	20	20	20	20
Other Coverage Total	36	36	36	37	36	36	35	35	34	33	33	33
Total Coverage	2480	2477	2468	2485	2477	2494	2505	2496	2498	2499	2510	2524

WISCONSIN MEDICAID

Note: Wisconsin implemented BadgerCare Plus on 2/01/2008. Because BadgerCare Plus simplified the eligibility determination, categories for Family Coverage were changed from sub-programs to types of individuals. This report shows the number of members certified by each county or tribe. The county of certification may or may not be the county of residence.

COUNTY OR TRIBE: ONEIDA TRIBE**2021**

	JAN	FEB	MAR	APR	MAY	JUN	JUL	AUG	SEP	OCT	NOV	DEC
Childless Adults	242	252	264	268	273	280	287	286	294	297	297	303
Children	1095	1099	1095	1083	1077	1055	1062	1049	1033	1001	1000	1001
Income Extensions	353	355	368	395	399	424	425	445	471	532	543	564
Parents/Caretakers	454	463	468	462	456	450	452	438	437	410	408	407
Pregnant Women	34	36	38	38	40	43	43	45	46	46	46	38
BadgerCare Plus Total	2178	2205	2233	2246	2245	2252	2269	2263	2281	2286	2294	2313
Institutionalized	27	26	26	25	24	24	24	24	23	24	23	23
MAPP	4	4	4	4	3	3	3	3	3	3	3	3
SSI-Related	71	71	71	72	76	80	80	82	82	83	83	85
Waiver	11	12	12	12	12	12	12	12	12	12	12	12
Elderly & Disabled Coverage Total	113	113	113	113	115	119	119	121	120	122	121	123
Family Planning Only Services	16	17	16	16	14	14	13	14	14	15	14	13
Medicare Beneficiaries	27	26	26	26	25	24	22	22	25	24	24	23
Other Coverage Total	43	43	42	42	39	38	35	36	39	39	38	36
Total Coverage	2334	2361	2388	2401	2399	2409	2423	2420	2440	2447	2453	2472

WISCONSIN MEDICAID

Note: Wisconsin implemented BadgerCare Plus on 2/01/2008. Because BadgerCare Plus simplified the eligibility determination, categories for Family Coverage were changed from sub-programs to types of individuals. This report shows the number of members certified by each county or tribe. The county of certification may or may not be the county of residence.

COUNTY OR TRIBE: ONEIDA TRIBE**2020**

	JAN	FEB	MAR	APR	MAY	JUN	JUL	AUG	SEP	OCT	NOV	DEC
Childless Adults	186	181	177	187	188	194	200	204	218	224	230	237
Children	1016	1045	1030	1067	1084	1102	1098	1100	1093	1095	1104	1100
Express Enroll-PW	.	.	1
Income Extensions	245	245	242	249	242	223	235	245	282	309	317	343
Parents/Caretakers	321	331	328	338	390	435	451	455	453	453	454	455
Pregnant Women	37	32	36	44	41	39	34	37	38	39	34	40
BadgerCare Plus Total	1805	1834	1814	1885	1945	1993	2018	2041	2084	2120	2139	2175
Institutionalized	29	31	29	28	28	26	27	28	27	27	27	27
MAPP	3	4	4	4	5	5	5	5	5	5	5	5
SSI-Related	45	44	45	48	50	53	57	57	59	62	66	68
Waiver	14	14	14	13	13	13	12	11	11	11	11	11
Elderly & Disabled Coverage Total	91	93	92	93	96	97	101	101	102	105	109	111
Family Planning Only Services	17	16	18	19	18	18	16	19	19	18	19	17
Medicare Beneficiaries	34	30	29	28	28	28	27	28	27	27	27	27
Other Coverage Total	51	46	47	47	46	46	43	47	46	45	46	44
Total Coverage	1947	1973	1953	2025	2087	2136	2162	2189	2232	2270	2294	2330

WISCONSIN MEDICAID

Note: Wisconsin implemented BadgerCare Plus on 2/01/2008. Because BadgerCare Plus simplified the eligibility determination, categories for Family Coverage were changed from sub-programs to types of individuals. This report shows the number of members certified by each county or tribe. The county of certification may or may not be the county of residence.

COUNTY OR TRIBE: ONEIDA TRIBE**2019**

	JAN	FEB	MAR	APR	MAY	JUN	JUL	AUG	SEP	OCT	NOV	DEC
Childless Adults	185	176	177	180	180	182	174	181	178	180	187	190
Children	1146	1126	1133	1094	1098	1050	1044	1054	1040	1036	1026	1027
Income Extensions	179	191	199	208	206	222	252	231	241	257	248	239
Parents/Caretakers	327	324	323	329	337	325	328	350	332	327	320	330
Pregnant Women	37	39	45	40	37	37	40	40	42	46	44	40
BadgerCare Plus Total	1874	1856	1877	1851	1858	1816	1838	1856	1833	1846	1825	1826
Institutionalized	26	25	22	23	25	26	25	29	28	28	28	28
MAPP	7	7	7	6	5	5	5	4	4	5	4	4
SSI-Related	20	19	20	22	24	24	26	25	37	35	38	39
Waiver	12	12	12	12	12	11	11	12	12	14	16	15
Elderly & Disabled Coverage Total	65	63	61	63	66	66	67	70	81	82	86	86
Family Planning Only Services	18	17	16	17	17	18	19	18	19	22	23	21
Medicare Beneficiaries	49	51	49	46	46	50	52	53	43	41	39	40
Other Coverage Total	67	68	65	63	63	68	71	71	62	63	62	61
Total Coverage	2006	1987	2003	1977	1987	1950	1976	1997	1976	1991	1973	1973

WISCONSIN MEDICAID

Note: Wisconsin implemented BadgerCare Plus on 2/01/2008. Because BadgerCare Plus simplified the eligibility determination, categories for Family Coverage were changed from sub-programs to types of individuals. This report shows the number of members certified by each county or tribe. The county of certification may or may not be the county of residence.

COUNTY OR TRIBE: OUTAGAMIE

2024

	JAN	FEB	MAR	APR	MAY	JUN	JUL	AUG	SEP	OCT	NOV	DEC
Childless Adults	4721	4460	4299
Children	8292	8561	9051
Express Enroll-Children	.	3	1
Express Enroll-PW	.	1	2
Income Extensions	8126	7795	6930
Parents/Caretakers	3111	3002	2943
Pregnant Women	716	663	613
Youths Exiting	17	18	21
BadgerCare Plus Total	24983	24503	23860
Institutionalized	249	247	243
MAPP	1045	1007	985
SSI	2555	2522	2478
SSI-Related	1117	1123	1129
Waiver	885	890	914
Elderly & Disabled Coverage Total	5851	5789	5749
Family Planning Only Services	569	558	573
Foster Care	390	391	392
Medicare Beneficiaries	319	324	344
Miscellaneous	45	48	49
Subsidized Adoption	2	2	2
Well Woman MA	7	7	6
Other Coverage Total	1332	1330	1366
Total Coverage	32166	31622	30975

WISCONSIN MEDICAID

Note: Wisconsin implemented BadgerCare Plus on 2/01/2008. Because BadgerCare Plus simplified the eligibility determination, categories for Family Coverage were changed from sub-programs to types of individuals. This report shows the number of members certified by each county or tribe. The county of certification may or may not be the county of residence.

COUNTY OR TRIBE: OUTAGAMIE**2023**

	JAN	FEB	MAR	APR	MAY	JUN	JUL	AUG	SEP	OCT	NOV	DEC
Childless Adults	6189	6277	6331	6382	6436	6310	6011	5773	5441	5281	5094	4879
Children	10448	10442	10473	10502	10485	10218	9742	9202	8867	8746	8575	8358
Express Enroll-PW	.	1	1	1	1	1	1
Income Extensions	7133	7238	7322	7355	7383	7411	7572	7806	7915	8014	8087	8146
Parents/Caretakers	3597	3604	3675	3707	3750	3682	3580	3453	3380	3342	3256	3148
Pregnant Women	944	947	958	951	946	808	768	775	763	773	763	746
Youths Exiting	19	18	18	18	18	15	15	16	15	17	17	17
BadgerCare Plus Total	28330	28527	28778	28915	29018	28444	27688	27025	26382	26174	25793	25295
Institutionalized	223	226	221	221	223	266	265	252	247	243	241	242
Katie Beckett Program	1	1	1	1	1
MAPP	913	916	913	921	928	1003	987	997	1002	1004	1025	1028
SSI	2755	2765	2761	2787	2804	2671	2642	2650	2652	2625	2615	2592
SSI-Related	1058	1067	1090	1096	1093	1246	1236	1216	1191	1189	1184	1154
Waiver	1160	1176	1189	1177	1182	931	907	894	894	887	872	870
Elderly & Disabled Coverage Total	6110	6151	6175	6203	6231	6117	6037	6009	5986	5948	5937	5886
Family Planning Only Services	787	791	786	786	780	759	717	671	626	606	589	565
Foster Care	401	403	408	413	420	434	424	423	421	413	405	394
Medicare Beneficiaries	340	336	336	325	322	326	318	310	306	316	308	310
Miscellaneous	69	71	73	74	75	104	88	69	45	47	48	47
Subsidized Adoption	1	1	1	1	1	1	1	1	1	1	1	2
Well Woman MA	10	10	10	10	10	10	10	10	9	8	8	8
Other Coverage Total	1608	1612	1614	1609	1608	1634	1558	1484	1408	1391	1359	1326
Total Coverage	36048	36290	36567	36727	36857	36195	35283	34518	33776	33513	33089	32507

WISCONSIN MEDICAID

Note: Wisconsin implemented BadgerCare Plus on 2/01/2008. Because BadgerCare Plus simplified the eligibility determination, categories for Family Coverage were changed from sub-programs to types of individuals. This report shows the number of members certified by each county or tribe. The county of certification may or may not be the county of residence.

COUNTY OR TRIBE: OUTAGAMIE**2022**

	JAN	FEB	MAR	APR	MAY	JUN	JUL	AUG	SEP	OCT	NOV	DEC
Childless Adults	5396	5477	5553	5606	5635	5697	5788	5848	5905	5927	5999	6081
Children	10214	10242	10279	10255	10305	10311	10358	10390	10418	10449	10408	10424
Express Enroll-PW	.	.	.	1	1	2	1	1	1	1	1	.
Income Extensions	5554	5706	5845	5997	6073	6247	6424	6532	6697	6777	6893	7030
Parents/Caretakers	3517	3545	3610	3592	3589	3538	3543	3563	3602	3610	3597	3590
Pregnant Women	829	828	835	837	847	864	880	896	895	921	917	933
Youths Exiting	24	24	23	22	21	20	20	20	19	18	18	19
BadgerCare Plus Total	25534	25822	26145	26310	26471	26679	27014	27250	27537	27703	27833	28077
Institutionalized	257	255	257	257	258	254	250	250	247	242	235	228
Katie Beckett Program	1	1	1	1	1	1	1	1	1	1	1	1
MAPP	822	810	807	803	808	812	867	871	879	892	895	899
SSI	2736	2728	2749	2753	2757	2756	2710	2718	2728	2733	2731	2745
SSI-Related	977	991	1006	1011	1012	1029	1017	1029	1040	1047	1050	1059
Waiver	1154	1159	1171	1176	1181	1189	1185	1178	1160	1163	1170	1172
Elderly & Disabled Coverage Total	5947	5944	5991	6001	6017	6041	6030	6047	6055	6078	6082	6104
Family Planning Only Services	756	755	770	778	782	788	787	787	791	787	783	786
Foster Care	391	393	399	396	400	410	416	415	412	413	410	410
Medicare Beneficiaries	366	365	363	365	368	364	361	365	354	349	344	336
Miscellaneous	56	56	55	56	57	56	55	58	59	63	65	69
Subsidized Adoption	1	1	1	1	1	1	1	1	1	1	1	1
Well Woman MA	9	10	10	10	11	10	10	10	10	10	10	10
Other Coverage Total	1579	1580	1598	1606	1619	1629	1630	1636	1627	1623	1613	1612
Total Coverage	33060	33346	33734	33917	34107	34349	34674	34933	35219	35404	35528	35793

WISCONSIN MEDICAID

Note: Wisconsin implemented BadgerCare Plus on 2/01/2008. Because BadgerCare Plus simplified the eligibility determination, categories for Family Coverage were changed from sub-programs to types of individuals. This report shows the number of members certified by each county or tribe. The county of certification may or may not be the county of residence.

COUNTY OR TRIBE: OUTAGAMIE**2021**

	JAN	FEB	MAR	APR	MAY	JUN	JUL	AUG	SEP	OCT	NOV	DEC
Childless Adults	4468	4555	4623	4694	4788	4859	4951	5019	5046	5128	5192	5280
Children	10174	10166	10171	10248	10294	10287	10287	10329	10333	10296	10231	10264
Express Enroll-PW	1	1
Income Extensions	3772	3876	3999	4109	4173	4332	4432	4543	4676	4959	5167	5276
Parents/Caretakers	3499	3528	3532	3546	3582	3579	3588	3610	3601	3553	3504	3528
Pregnant Women	651	661	677	727	740	750	764	789	793	805	807	835
Youths Exiting	26	25	26	28	28	28	28	28	27	26	26	27
BadgerCare Plus Total	22590	22811	23028	23352	23606	23836	24050	24318	24476	24767	24927	25210
Institutionalized	265	263	259	264	264	265	268	267	263	262	258	261
Katie Beckett Program	1	1	1	1	1	1	1	1	1	1	1	1
MAPP	774	782	782	794	790	803	808	808	817	815	822	824
SSI	2657	2672	2685	2700	2711	2715	2721	2723	2737	2728	2731	2742
SSI-Related	869	876	880	895	904	920	929	947	951	961	960	965
Waiver	1086	1089	1101	1091	1098	1110	1116	1121	1129	1148	1148	1152
Elderly & Disabled Coverage Total	5652	5683	5708	5745	5768	5814	5843	5867	5898	5915	5920	5945
Family Planning Only Services	739	739	738	737	734	753	748	745	746	746	744	753
Foster Care	320	327	341	344	352	363	371	372	377	383	384	391
Medicare Beneficiaries	380	381	378	372	374	367	372	369	369	363	364	367
Miscellaneous	42	42	44	45	43	46	53	53	59	59	59	56
Subsidized Adoption	1	1	1	1	1	1	1	1	1	1	1	1
Well Woman MA	10	10	10	10	10	10	9	9	9	9	9	9
Other Coverage Total	1492	1500	1512	1509	1514	1540	1554	1549	1561	1561	1561	1577
Total Coverage	29734	29994	30248	30606	30888	31190	31447	31734	31935	32243	32408	32732

WISCONSIN MEDICAID

Note: Wisconsin implemented BadgerCare Plus on 2/01/2008. Because BadgerCare Plus simplified the eligibility determination, categories for Family Coverage were changed from sub-programs to types of individuals. This report shows the number of members certified by each county or tribe. The county of certification may or may not be the county of residence.

COUNTY OR TRIBE: OUTAGAMIE**2020**

	JAN	FEB	MAR	APR	MAY	JUN	JUL	AUG	SEP	OCT	NOV	DEC
Childless Adults	2777	2822	2800	3073	3312	3441	3605	3736	3866	3989	4158	4355
Children	8854	8949	8968	9370	9570	9738	9882	10010	10102	10064	10079	10130
Express Enroll-PW	.	.	1	.	.	2	3	.	2	1	.	.
Income Extensions	2388	2335	2340	2399	2420	2472	2560	2722	2954	3266	3426	3591
Parents/Caretakers	2629	2671	2721	2930	3131	3300	3357	3429	3431	3414	3432	3480
Pregnant Women	440	435	441	464	491	501	528	550	583	591	616	642
Youths Exiting	26	24	25	23	27	29	30	28	29	29	28	28
BadgerCare Plus Total	17114	17236	17296	18259	18951	19483	19965	20475	20967	21354	21739	22226
Institutionalized	338	346	340	327	324	324	322	321	303	304	288	269
Katie Beckett Program	4	4	4	4	4	1	1	1	1	1	1	1
MAPP	711	686	681	691	672	673	676	701	707	733	754	767
SSI	2603	2590	2578	2595	2596	2585	2609	2624	2639	2641	2647	2649
SSI-Related	614	645	665	701	739	780	803	808	825	840	854	866
Waiver	1093	1090	1091	1095	1111	1118	1125	1116	1094	1085	1084	1091
Elderly & Disabled Coverage Total	5363	5361	5359	5413	5446	5481	5536	5571	5569	5604	5628	5643
Family Planning Only Services	741	741	729	709	691	686	700	704	721	733	734	738
Foster Care	252	249	246	253	255	260	264	276	283	291	293	307
Medicare Beneficiaries	390	394	390	387	387	384	378	378	379	374	380	381
Miscellaneous	32	34	34	34	32	34	35	37	38	38	42	43
Subsidized Adoption	1	1	1	1	1	1	1	1	1	1	1	1
Well Woman MA	10	10	10	10	10	10	10	10	10	10	11	10
Other Coverage Total	1426	1429	1410	1394	1376	1375	1388	1406	1432	1447	1461	1480
Total Coverage	23903	24026	24065	25066	25773	26339	26889	27452	27968	28405	28828	29349

WISCONSIN MEDICAID

Note: Wisconsin implemented BadgerCare Plus on 2/01/2008. Because BadgerCare Plus simplified the eligibility determination, categories for Family Coverage were changed from sub-programs to types of individuals. This report shows the number of members certified by each county or tribe. The county of certification may or may not be the county of residence.

COUNTY OR TRIBE: OUTAGAMIE**2019**

	JAN	FEB	MAR	APR	MAY	JUN	JUL	AUG	SEP	OCT	NOV	DEC
Childless Adults	2710	2745	2773	2779	2786	2799	2803	2788	2743	2769	2771	2751
Children	9529	9421	9494	9466	9552	9378	9193	9168	9106	9033	8928	8826
Express Enroll-PW	.	3	2	.	2	1
Income Extensions	1467	1609	1676	1741	1869	1958	2128	2262	2348	2447	2473	2445
Parents/Caretakers	2744	2748	2783	2799	2814	2755	2711	2690	2671	2672	2661	2618
Pregnant Women	451	462	475	462	455	449	449	442	464	471	450	442
Youths Exiting	28	27	29	27	26	28	26	27	27	29	28	25
BadgerCare Plus Total	16929	17015	17232	17274	17504	17368	17310	17377	17359	17421	17311	17107
Institutionalized	343	349	352	364	360	356	355	337	338	332	326	342
Katie Beckett Program	3	3	3	3	3	3	4	4	4	4	4	4
MAPP	778	781	793	781	788	782	783	780	754	752	736	711
SSI	2616	2589	2581	2581	2592	2605	2626	2620	2601	2600	2600	2600
SSI-Related	375	386	393	393	384	391	382	383	481	529	562	590
Waiver	969	983	974	978	974	982	1002	1022	1038	1055	1076	1078
Elderly & Disabled Coverage Total	5084	5091	5096	5100	5101	5119	5152	5146	5216	5272	5304	5325
Family Planning Only Services	798	792	783	790	805	804	805	799	779	779	779	755
Foster Care	230	236	239	242	256	249	246	255	253	246	248	256
Medicare Beneficiaries	467	483	478	491	480	488	490	505	444	413	382	376
Miscellaneous	24	21	34	35	44	44	43	37	38	40	32	38
Subsidized Adoption	1	1	1	1	1	1	1	1	1	1	1	1
TB-Related	.	1	1	1	1	1	1	1	1	1	.	.
Well Woman MA	12	12	12	11	11	11	12	11	11	12	12	10
Other Coverage Total	1532	1546	1548	1571	1598	1598	1598	1609	1527	1492	1454	1436
Total Coverage	23545	23652	23876	23945	24203	24085	24060	24132	24102	24185	24069	23868

WISCONSIN MEDICAID

Note: Wisconsin implemented BadgerCare Plus on 2/01/2008. Because BadgerCare Plus simplified the eligibility determination, categories for Family Coverage were changed from sub-programs to types of individuals. This report shows the number of members certified by each county or tribe. The county of certification may or may not be the county of residence.

COUNTY OR TRIBE: OZAUKEE

2024

	JAN	FEB	MAR	APR	MAY	JUN	JUL	AUG	SEP	OCT	NOV	DEC
Childless Adults	1679	1591	1532
Children	1972	1991	2092
Express Enroll-Children	.	2	4
Income Extensions	1920	1901	1653
Parents/Caretakers	749	732	704
Pregnant Women	138	138	128
Youths Exiting	6	4	4
BadgerCare Plus Total	6464	6359	6117
Institutionalized	69	68	75
MAPP	282	263	247
SSI	506	487	476
SSI-Related	285	288	294
Waiver	670	677	690
Elderly & Disabled Coverage Total	1812	1783	1782
Family Planning Only Services	171	162	166
Foster Care	94	94	94
Medicare Beneficiaries	104	102	114
Miscellaneous	1	1	2
Well Woman MA	6	5	5
Other Coverage Total	376	364	381
Total Coverage	8652	8506	8280

WISCONSIN MEDICAID

Note: Wisconsin implemented BadgerCare Plus on 2/01/2008. Because BadgerCare Plus simplified the eligibility determination, categories for Family Coverage were changed from sub-programs to types of individuals. This report shows the number of members certified by each county or tribe. The county of certification may or may not be the county of residence.

COUNTY OR TRIBE: OZAUKEE**2023**

	JAN	FEB	MAR	APR	MAY	JUN	JUL	AUG	SEP	OCT	NOV	DEC
Childless Adults	2152	2182	2201	2217	2229	2159	2051	1994	1876	1841	1765	1712
Children	2564	2583	2589	2604	2618	2505	2384	2251	2127	2075	2014	1959
Income Extensions	1642	1665	1672	1699	1710	1701	1747	1798	1829	1861	1906	1907
Parents/Caretakers	907	920	928	926	937	901	865	832	819	796	779	770
Pregnant Women	179	187	189	191	185	161	157	159	163	166	161	147
Youths Exiting	2	3	3	3	3	3	5	4	5	5	5	6
BadgerCare Plus Total	7446	7540	7582	7640	7682	7430	7209	7038	6819	6744	6630	6501
Institutionalized	77	74	73	72	76	82	76	73	72	75	74	72
MAPP	236	235	237	243	245	271	269	274	278	281	280	280
SSI	557	556	554	553	553	526	525	530	528	525	519	511
SSI-Related	302	301	301	301	309	311	307	301	302	298	295	284
Waiver	683	684	688	687	679	657	658	661	668	668	674	667
Elderly & Disabled Coverage Total	1855	1850	1853	1856	1862	1847	1835	1839	1848	1847	1842	1814
Family Planning Only Services	237	244	249	246	250	239	221	208	181	179	165	166
Foster Care	96	95	101	101	102	106	103	104	104	102	96	97
Medicare Beneficiaries	99	98	102	102	101	105	106	107	103	100	101	93
Miscellaneous	12	12	12	12	12	13	11	4	1	1	2	2
Subsidized Adoption	1	1	1	1	1	1	1	1	1	.	.	.
Well Woman MA	9	9	9	9	9	9	8	8	7	7	6	6
Other Coverage Total	454	459	474	471	475	473	450	432	397	389	370	364
Total Coverage	9755	9849	9909	9967	10019	9750	9494	9309	9064	8980	8842	8679

WISCONSIN MEDICAID

Note: Wisconsin implemented BadgerCare Plus on 2/01/2008. Because BadgerCare Plus simplified the eligibility determination, categories for Family Coverage were changed from sub-programs to types of individuals. This report shows the number of members certified by each county or tribe. The county of certification may or may not be the county of residence.

COUNTY OR TRIBE: OZAUKEE**2022**

	JAN	FEB	MAR	APR	MAY	JUN	JUL	AUG	SEP	OCT	NOV	DEC
Childless Adults	1933	1951	1960	1974	1968	1978	1985	2001	2018	2035	2069	2124
Children	2572	2585	2566	2560	2549	2557	2574	2551	2568	2570	2567	2553
Express Enroll-Children	1
Income Extensions	1293	1316	1374	1395	1415	1444	1465	1488	1502	1523	1592	1615
Parents/Caretakers	933	953	937	941	941	952	952	934	944	942	923	910
Pregnant Women	165	167	170	163	165	158	167	163	171	172	174	181
Youths Exiting	4	4	3	3	2	2	2	2	2	2	2	2
BadgerCare Plus Total	6900	6976	7010	7036	7041	7091	7145	7139	7205	7244	7327	7385
Institutionalized	100	96	94	93	91	87	84	84	80	84	82	83
MAPP	227	222	221	222	225	226	233	238	238	233	234	233
SSI	548	550	549	549	550	554	550	548	551	558	555	560
SSI-Related	277	276	281	283	281	282	282	283	286	287	290	293
Waiver	679	687	669	670	672	676	663	665	675	677	679	685
Elderly & Disabled Coverage Total	1831	1831	1814	1817	1819	1825	1812	1818	1830	1839	1840	1854
Family Planning Only Services	216	215	217	220	220	217	218	218	224	224	233	236
Foster Care	76	77	76	75	76	79	79	86	88	92	94	94
Medicare Beneficiaries	103	104	104	105	107	107	106	110	108	106	103	99
Miscellaneous	10	10	10	10	11	11	11	11	11	11	11	12
Subsidized Adoption	2	2	2	2	2	2	1	1	1	1	1	1
Well Woman MA	8	8	8	8	8	8	8	8	8	8	9	9
Other Coverage Total	415	416	417	420	424	424	423	434	440	442	451	451
Total Coverage	9146	9223	9241	9273	9284	9340	9380	9391	9475	9525	9618	9690

WISCONSIN MEDICAID

Note: Wisconsin implemented BadgerCare Plus on 2/01/2008. Because BadgerCare Plus simplified the eligibility determination, categories for Family Coverage were changed from sub-programs to types of individuals. This report shows the number of members certified by each county or tribe. The county of certification may or may not be the county of residence.

COUNTY OR TRIBE: OZAUKEE**2021**

	JAN	FEB	MAR	APR	MAY	JUN	JUL	AUG	SEP	OCT	NOV	DEC
Childless Adults	1647	1682	1702	1726	1750	1772	1805	1825	1836	1860	1873	1894
Children	2544	2567	2569	2598	2601	2602	2608	2620	2627	2615	2576	2568
Income Extensions	863	892	928	933	958	996	1033	1057	1082	1115	1169	1247
Parents/Caretakers	941	948	949	961	973	965	945	945	948	946	929	923
Pregnant Women	148	150	152	145	153	161	158	154	158	151	155	160
Youths Exiting	4	5	5	4	4	4	3	3	3	2	3	3
BadgerCare Plus Total	6147	6244	6305	6367	6439	6500	6552	6604	6654	6689	6705	6795
Institutionalized	110	108	109	106	108	110	106	106	106	102	100	99
MAPP	220	217	220	219	218	220	217	219	222	227	226	229
SSI	503	507	507	507	511	523	525	522	527	528	539	542
SSI-Related	235	234	236	234	236	244	248	249	250	253	259	268
Waiver	663	670	668	679	677	673	677	682	677	680	685	681
Elderly & Disabled Coverage Total	1731	1736	1740	1745	1750	1770	1773	1778	1782	1790	1809	1819
Family Planning Only Services	215	209	213	217	214	215	215	218	219	217	216	217
Foster Care	61	62	64	64	66	66	65	65	65	67	66	67
Medicare Beneficiaries	100	101	101	98	105	106	106	108	108	108	102	102
Miscellaneous	5	5	5	5	5	5	9	9	9	9	9	9
Subsidized Adoption	2	2	2	2	2	2	2	2	2	2	2	2
Well Woman MA	8	8	8	8	8	8	8	8	8	8	8	8
Other Coverage Total	391	387	393	394	400	402	405	410	411	411	403	405
Total Coverage	8269	8367	8438	8506	8589	8672	8730	8792	8847	8890	8917	9019

WISCONSIN MEDICAID

Note: Wisconsin implemented BadgerCare Plus on 2/01/2008. Because BadgerCare Plus simplified the eligibility determination, categories for Family Coverage were changed from sub-programs to types of individuals. This report shows the number of members certified by each county or tribe. The county of certification may or may not be the county of residence.

COUNTY OR TRIBE: OZAUKEE**2020**

	JAN	FEB	MAR	APR	MAY	JUN	JUL	AUG	SEP	OCT	NOV	DEC
Childless Adults	1006	1023	1034	1133	1190	1241	1298	1351	1394	1433	1496	1596
Children	2148	2147	2148	2270	2298	2325	2345	2376	2399	2391	2414	2487
Income Extensions	546	547	518	552	552	558	593	656	675	745	795	833
Parents/Caretakers	683	676	693	756	826	866	871	871	887	900	902	911
Pregnant Women	86	82	86	95	96	101	106	116	121	124	132	145
Youths Exiting	4	4	5	5	5	5	5	5	5	5	5	5
BadgerCare Plus Total	4473	4479	4484	4811	4967	5096	5218	5375	5481	5598	5744	5977
Institutionalized	121	120	114	116	121	117	116	110	111	113	115	113
Katie Beckett Program	6	6	7	6	6
MAPP	209	205	200	204	202	198	200	202	207	218	219	222
SSI	501	507	500	506	504	498	501	502	506	510	507	507
SSI-Related	173	180	181	188	192	199	199	212	216	222	229	233
Waiver	640	640	640	647	649	653	657	655	662	661	669	670
Elderly & Disabled Coverage Total	1650	1658	1642	1667	1674	1665	1673	1681	1702	1724	1739	1745
Family Planning Only Services	224	224	220	217	215	208	208	203	208	211	212	210
Foster Care	45	42	43	45	46	47	49	49	53	54	58	57
Medicare Beneficiaries	98	101	97	93	94	92	93	93	91	91	93	99
Miscellaneous	4	3	4	5	4	4	4	4	4	4	5	4
Subsidized Adoption	1	2	2	2	2	2	2	2	2	2	2	2
Well Woman MA	7	7	7	7	7	7	7	7	7	8	8	8
Other Coverage Total	379	379	373	369	368	360	363	358	365	370	378	380
Total Coverage	6502	6516	6499	6847	7009	7121	7254	7414	7548	7692	7861	8102

WISCONSIN MEDICAID

Note: Wisconsin implemented BadgerCare Plus on 2/01/2008. Because BadgerCare Plus simplified the eligibility determination, categories for Family Coverage were changed from sub-programs to types of individuals. This report shows the number of members certified by each county or tribe. The county of certification may or may not be the county of residence.

COUNTY OR TRIBE: OZAUKEE**2019**

	JAN	FEB	MAR	APR	MAY	JUN	JUL	AUG	SEP	OCT	NOV	DEC
Childless Adults	982	980	999	1006	1005	992	1002	1008	1001	994	990	980
Children	2325	2301	2295	2262	2274	2221	2175	2143	2156	2089	2088	2120
Income Extensions	358	396	402	429	441	458	499	513	532	553	547	563
Parents/Caretakers	729	719	728	728	725	729	712	709	712	695	695	672
Pregnant Women	92	98	102	93	99	88	84	85	82	81	82	84
Youths Exiting	4	3	3	3	3	4	4	3	3	4	4	4
BadgerCare Plus Total	4490	4497	4529	4521	4547	4492	4476	4461	4486	4416	4406	4423
Institutionalized	134	128	126	125	121	124	122	125	127	128	128	124
Katie Beckett Program	7	7	7	6	6	6	6	8	7	6	6	6
MAPP	253	245	241	238	235	235	239	247	235	230	219	209
SSI	493	489	492	492	494	494	497	498	501	504	504	503
SSI-Related	105	102	104	108	112	114	112	111	132	147	163	164
Waiver	595	596	600	625	631	627	637	636	642	646	644	646
Elderly & Disabled Coverage Total	1587	1567	1570	1594	1599	1600	1613	1625	1644	1661	1664	1652
Family Planning Only Services	275	262	259	252	252	247	239	236	231	221	218	221
Foster Care	53	54	55	58	60	56	51	47	45	47	49	48
Medicare Beneficiaries	115	122	121	126	124	121	124	118	105	103	97	99
Miscellaneous	5	5	6	5	5	4	5	5	5	5	5	6
Subsidized Adoption	1	1
Well Woman MA	7	7	7	7	7	7	7	7	7	7	7	7
Other Coverage Total	455	450	448	448	448	435	426	413	393	383	377	382
Total Coverage	6532	6514	6547	6563	6594	6527	6515	6499	6523	6460	6447	6457

WISCONSIN MEDICAID

Note: Wisconsin implemented BadgerCare Plus on 2/01/2008. Because BadgerCare Plus simplified the eligibility determination, categories for Family Coverage were changed from sub-programs to types of individuals. This report shows the number of members certified by each county or tribe. The county of certification may or may not be the county of residence.

COUNTY OR TRIBE: PEPIN

2024

	JAN	FEB	MAR	APR	MAY	JUN	JUL	AUG	SEP	OCT	NOV	DEC
Parents/Caretakers	.	1
BadgerCare Plus Total	.	1
MAPP	.	.	2
SSI	94	93	94
SSI-Related	2
Waiver	.	.	1
Elderly & Disabled Coverage Total	96	93	97
Foster Care	21	21	21
Medicare Beneficiaries	2	2
Well Woman MA	1	1	1
Other Coverage Total	24	24	22
Total Coverage	120	118	119

WISCONSIN MEDICAID

Note: Wisconsin implemented BadgerCare Plus on 2/01/2008. Because BadgerCare Plus simplified the eligibility determination, categories for Family Coverage were changed from sub-programs to types of individuals. This report shows the number of members certified by each county or tribe. The county of certification may or may not be the county of residence.

COUNTY OR TRIBE: PEPIN**2023**

	JAN	FEB	MAR	APR	MAY	JUN	JUL	AUG	SEP	OCT	NOV	DEC
Childless Adults	1	1	2	2	2	1	1	2	1	.	.	1
Children	10	9	9	9	7	4	4	1	2	2	4	2
Income Extensions	2	2	2	2	2	2	2	1	1	1	5	1
Parents/Caretakers	1	1	1	1	.	2	3	2	3	2	2	2
BadgerCare Plus Total	14	13	14	14	11	9	10	6	7	5	11	6
Institutionalized	1	1	.	.	.
MAPP	1
SSI	85	87	87	85	85	80	82	92	93	94	91	90
SSI-Related	1	1	.	.
Waiver	2	2	.
Elderly & Disabled Coverage Total	85	87	87	85	85	80	82	93	95	97	93	91
Family Planning Only Services	1
Foster Care	24	22	22	22	22	22	22	21	21	21	21	21
Medicare Beneficiaries	1	1	.	2	.
Well Woman MA	1	1	1	1	1	1	1	1	1	1	1	1
Other Coverage Total	25	23	23	23	23	23	24	23	23	22	24	22
Total Coverage	124	123	124	122	119	112	116	122	125	124	128	119

WISCONSIN MEDICAID

Note: Wisconsin implemented BadgerCare Plus on 2/01/2008. Because BadgerCare Plus simplified the eligibility determination, categories for Family Coverage were changed from sub-programs to types of individuals. This report shows the number of members certified by each county or tribe. The county of certification may or may not be the county of residence.

COUNTY OR TRIBE: PEPIN**2022**

	JAN	FEB	MAR	APR	MAY	JUN	JUL	AUG	SEP	OCT	NOV	DEC
Childless Adults	2	2	1	1	1	1	1	1	1	1	1	1
Children	10	12	10	7	7	7	13	13	15	14	11	11
Income Extensions	8	5	1	7	.	1	1	2
Parents/Caretakers	1	2	3	1	1	1	3	2	3	3	2	1
Pregnant Women	.	1	1
BadgerCare Plus Total	21	22	14	9	9	9	18	24	19	19	15	15
MAPP	.	.	.	1	1
SSI	86	86	83	83	84	85	84	83	81	81	84	85
SSI-Related	1	1	1	1	1	1	1
Waiver	1	1	1	1	1	1	1	1	1	1	.	.
Elderly & Disabled Coverage Total	88	88	85	85	86	86	85	84	83	83	85	86
Foster Care	23	24	24	24	23	21	21	25	25	25	25	24
Well Woman MA	1	1	1	1	1	1	1	1	1	1	1	1
Other Coverage Total	24	25	25	25	24	22	22	26	26	26	26	25
Total Coverage	133	135	124	119	119	117	125	134	128	128	126	126

WISCONSIN MEDICAID

Note: Wisconsin implemented BadgerCare Plus on 2/01/2008. Because BadgerCare Plus simplified the eligibility determination, categories for Family Coverage were changed from sub-programs to types of individuals. This report shows the number of members certified by each county or tribe. The county of certification may or may not be the county of residence.

COUNTY OR TRIBE: PEPIN**2021**

	JAN	FEB	MAR	APR	MAY	JUN	JUL	AUG	SEP	OCT	NOV	DEC
Childless Adults	2	1	2	2	1	2
Children	11	10	3	3	6	9	6	6	10	8	8	9
Income Extensions	1	4	.	.	3	3	6
Parents/Caretakers	2	4	2	.	2	2	1	1
Pregnant Women	.	1	1	3	2	1	1
BadgerCare Plus Total	14	19	5	3	11	14	9	8	15	12	10	19
SSI	88	89	86	89	91	92	94	91	90	89	88	87
SSI-Related	1	1	.	1	2	1	1	1
Waiver	1	1
Elderly & Disabled Coverage Total	89	90	86	90	93	93	95	92	90	89	89	88
Foster Care	21	21	21	23	23	23	23	23	24	24	22	23
Well Woman MA	1	1	1	1	1	1	1	1	1	1	1	1
Other Coverage Total	22	22	22	24	24	24	24	24	25	25	23	24
Total Coverage	125	131	113	117	128	131	128	124	130	126	122	131

WISCONSIN MEDICAID

Note: Wisconsin implemented BadgerCare Plus on 2/01/2008. Because BadgerCare Plus simplified the eligibility determination, categories for Family Coverage were changed from sub-programs to types of individuals. This report shows the number of members certified by each county or tribe. The county of certification may or may not be the county of residence.

COUNTY OR TRIBE: PEPIN**2020**

	JAN	FEB	MAR	APR	MAY	JUN	JUL	AUG	SEP	OCT	NOV	DEC
Childless Adults	2	1	2	.	2	1	.	1	2	1	.	.
Children	17	12	5	20	10	7	3	6	14	15	21	12
Income Extensions	2	2	1	3	.	.	.	1	1	.	1	1
Parents/Caretakers	6	9	1	8	5	6	3	4	4	3	4	3
Pregnant Women	1	.	1	2	1	1
BadgerCare Plus Total	28	24	10	33	18	15	6	12	21	19	26	16
MAPP	1
SSI	86	85	84	85	85	87	87	86	87	88	89	89
SSI-Related	1	1	2	1	2	1	1	1
Elderly & Disabled Coverage Total	88	86	86	85	85	87	87	87	89	89	90	90
Family Planning Only Services	.	.	.	1	1
Foster Care	15	15	15	15	15	15	15	17	19	19	18	17
Medicare Beneficiaries	1
Well Woman MA	1	1	1	1	1	1	1	1	1	1	1	1
Other Coverage Total	17	16	16	17	17	16	16	18	20	20	19	18
Total Coverage	133	126	112	135	120	118	109	117	130	128	135	124

WISCONSIN MEDICAID

Note: Wisconsin implemented BadgerCare Plus on 2/01/2008. Because BadgerCare Plus simplified the eligibility determination, categories for Family Coverage were changed from sub-programs to types of individuals. This report shows the number of members certified by each county or tribe. The county of certification may or may not be the county of residence.

COUNTY OR TRIBE: PEPIN**2019**

	JAN	FEB	MAR	APR	MAY	JUN	JUL	AUG	SEP	OCT	NOV	DEC
Childless Adults	1	.	1	3	3	5	3	.	.	2	2	3
Children	16	13	16	15	7	12	10	16	19	5	2	3
Income Extensions	.	5	.	.	4	1	3	5	9	6	1	1
Parents/Caretakers	3	5	6	5	5	5	5	6	6	3	2	2
Pregnant Women	2	3	3	1	.	.	2	3	4	1	1	.
Youths Exiting	.	.	1
BadgerCare Plus Total	22	26	27	24	19	23	23	30	38	17	8	9
Institutionalized	.	2	1
MAPP	1	.	.	.	1	1
SSI	84	82	84	83	82	80	81	82	78	84	84	86
SSI-Related	1	1	1	1	1	.	1	3
Elderly & Disabled Coverage Total	85	84	85	83	84	82	82	83	79	84	85	89
Family Planning Only Services	.	.	1	1
Foster Care	10	10	10	9	10	10	13	13	13	12	12	13
Medicare Beneficiaries	1	.
Miscellaneous	1	.	.	.
Well Woman MA	1	1	1	1	1	1	1	1	1	1	1	1
Other Coverage Total	11	11	12	11	11	11	14	14	15	13	14	14
Total Coverage	118	121	124	118	114	116	119	127	132	114	107	112

WISCONSIN MEDICAID

Note: Wisconsin implemented BadgerCare Plus on 2/01/2008. Because BadgerCare Plus simplified the eligibility determination, categories for Family Coverage were changed from sub-programs to types of individuals. This report shows the number of members certified by each county or tribe. The county of certification may or may not be the county of residence.

COUNTY OR TRIBE: PIERCE

2024

	JAN	FEB	MAR	APR	MAY	JUN	JUL	AUG	SEP	OCT	NOV	DEC
Childless Adults	960	916	837
Children	1245	1239	1277
Express Enroll-Children	.	.	1
Income Extensions	1262	1195	932
Parents/Caretakers	458	463	461
Pregnant Women	127	114	97
Youths Exiting	4	4	4
BadgerCare Plus Total	4056	3931	3609
Institutionalized	65	64	60
MAPP	249	224	211
SSI	312	319	314
SSI-Related	231	232	230
Waiver	204	209	215
Elderly & Disabled Coverage Total	1061	1048	1030
Family Planning Only Services	169	172	161
Foster Care	79	82	82
Medicare Beneficiaries	57	61	67
Miscellaneous	15	15	15
Well Woman MA	1	1	1
Other Coverage Total	321	331	326
Total Coverage	5438	5310	4965

WISCONSIN MEDICAID

Note: Wisconsin implemented BadgerCare Plus on 2/01/2008. Because BadgerCare Plus simplified the eligibility determination, categories for Family Coverage were changed from sub-programs to types of individuals. This report shows the number of members certified by each county or tribe. The county of certification may or may not be the county of residence.

COUNTY OR TRIBE: PIERCE**2023**

	JAN	FEB	MAR	APR	MAY	JUN	JUL	AUG	SEP	OCT	NOV	DEC
Childless Adults	1334	1386	1499	1543	1576	1458	1299	1267	1207	1160	1094	1030
Children	2116	2054	2153	2230	2226	2008	1755	1674	1531	1480	1439	1361
Income Extensions	1443	1341	1466	1593	1597	1495	1373	1386	1413	1422	1426	1409
Parents/Caretakers	761	768	797	843	866	769	682	679	637	603	572	532
Pregnant Women	212	203	213	227	215	177	164	161	144	146	146	140
Youths Exiting	6	6	6	6	7	7	6	4	4	3	4	4
BadgerCare Plus Total	5872	5758	6134	6442	6487	5914	5279	5171	4936	4814	4681	4476
Institutionalized	32	31	33	36	39	48	54	56	57	59	59	61
MAPP	138	140	138	143	159	190	204	210	219	225	232	243
SSI	342	344	342	348	346	325	323	324	320	318	317	314
SSI-Related	166	163	164	168	186	186	196	201	203	228	230	222
Waiver	162	157	162	166	185	160	170	177	186	189	200	198
Elderly & Disabled Coverage Total	840	835	839	861	915	909	947	968	985	1019	1038	1038
Family Planning Only Services	265	280	295	289	287	262	240	230	205	195	188	176
Foster Care	81	79	79	78	80	81	82	79	81	81	78	83
Medicare Beneficiaries	32	31	34	33	33	42	44	44	47	56	55	56
Miscellaneous	16	16	16	16	16	17	18	18	13	14	15	15
Well Woman MA	1	1	1	1	1	1	1	1	1	1	1	1
Other Coverage Total	395	407	425	417	417	403	385	372	347	347	337	331
Total Coverage	7107	7000	7398	7720	7819	7226	6611	6511	6268	6180	6056	5845

WISCONSIN MEDICAID

Note: Wisconsin implemented BadgerCare Plus on 2/01/2008. Because BadgerCare Plus simplified the eligibility determination, categories for Family Coverage were changed from sub-programs to types of individuals. This report shows the number of members certified by each county or tribe. The county of certification may or may not be the county of residence.

COUNTY OR TRIBE: PIERCE**2022**

	JAN	FEB	MAR	APR	MAY	JUN	JUL	AUG	SEP	OCT	NOV	DEC
Childless Adults	1441	1570	1685	1712	1723	1635	1572	1490	1365	1194	1151	1205
Children	2567	2746	2869	2846	2866	2632	2540	2414	2164	1900	1811	1860
Income Extensions	1315	1471	1616	1670	1735	1613	1549	1475	1334	1166	1156	1212
Parents/Caretakers	917	1032	1083	1079	1078	997	936	891	780	671	648	669
Pregnant Women	219	239	256	262	274	253	247	229	197	190	183	180
Youths Exiting	14	16	15	13	13	10	9	7	7	6	6	6
BadgerCare Plus Total	6473	7074	7524	7582	7689	7140	6853	6506	5847	5127	4955	5132
Institutionalized	83	80	75	76	73	76	78	82	76	65	52	39
MAPP	223	220	209	209	209	217	246	251	246	165	148	141
SSI	348	352	350	358	361	361	342	340	340	338	335	340
SSI-Related	278	275	270	268	276	278	282	280	274	189	174	172
Waiver	245	245	244	248	253	263	280	284	284	212	193	176
Elderly & Disabled Coverage Total	1177	1172	1148	1159	1172	1195	1228	1237	1220	969	902	868
Family Planning Only Services	301	318	341	349	352	330	334	308	279	248	245	246
Foster Care	75	83	84	91	97	97	97	97	93	92	90	83
Medicare Beneficiaries	71	68	67	64	63	65	65	64	62	40	37	34
Miscellaneous	11	11	11	11	12	13	12	12	13	13	16	16
Well Woman MA	2	2	2	2	2	2	2	2	2	2	1	1
Other Coverage Total	460	482	505	517	526	507	510	483	449	395	389	380
Total Coverage	8110	8728	9177	9258	9387	8842	8591	8226	7516	6491	6246	6380

WISCONSIN MEDICAID

Note: Wisconsin implemented BadgerCare Plus on 2/01/2008. Because BadgerCare Plus simplified the eligibility determination, categories for Family Coverage were changed from sub-programs to types of individuals. This report shows the number of members certified by each county or tribe. The county of certification may or may not be the county of residence.

COUNTY OR TRIBE: PIERCE**2021**

	JAN	FEB	MAR	APR	MAY	JUN	JUL	AUG	SEP	OCT	NOV	DEC
Childless Adults	681	791	910	1069	1184	1313	1424	1471	1508	1378	1374	1401
Children	1822	1925	2206	2541	2777	2928	2983	3002	2976	2700	2588	2560
Income Extensions	658	694	796	938	1049	1157	1197	1248	1251	1243	1253	1250
Parents/Caretakers	675	741	839	944	1027	1068	1087	1091	1081	945	911	911
Pregnant Women	113	121	153	180	207	220	235	241	230	225	221	214
Youths Exiting	6	5	8	10	12	13	14	14	15	14	13	12
BadgerCare Plus Total	3955	4277	4912	5682	6256	6699	6940	7067	7061	6505	6360	6348
Institutionalized	74	79	79	79	86	84	85	86	81	85	77	76
MAPP	213	211	211	214	213	217	222	224	224	216	214	214
SSI	353	350	345	342	342	342	343	347	351	350	350	349
SSI-Related	249	250	254	254	256	256	265	265	261	258	260	263
Waiver	229	233	237	240	239	240	240	241	235	238	240	242
Elderly & Disabled Coverage Total	1118	1123	1126	1129	1136	1139	1155	1163	1152	1147	1141	1144
Family Planning Only Services	197	199	222	257	292	320	329	333	336	319	302	290
Foster Care	69	72	74	78	73	74	74	75	75	74	75	79
Medicare Beneficiaries	73	74	70	73	73	72	72	71	72	73	70	71
Miscellaneous	9	9	9	9	9	9	9	9	9	9	10	11
Well Woman MA	2	2	2	2	2	2	2	2	2	2	2	2
Other Coverage Total	350	356	377	419	449	477	486	490	494	477	459	453
Total Coverage	5423	5756	6415	7230	7841	8315	8581	8720	8707	8129	7960	7945

WISCONSIN MEDICAID

Note: Wisconsin implemented BadgerCare Plus on 2/01/2008. Because BadgerCare Plus simplified the eligibility determination, categories for Family Coverage were changed from sub-programs to types of individuals. This report shows the number of members certified by each county or tribe. The county of certification may or may not be the county of residence.

COUNTY OR TRIBE: PIERCE**2020**

	JAN	FEB	MAR	APR	MAY	JUN	JUL	AUG	SEP	OCT	NOV	DEC
Childless Adults	613	654	692	874	919	974	1118	994	882	591	580	600
Children	1769	1908	2039	2339	2413	2528	2928	2543	2311	1891	1746	1628
Express Enroll-PW	.	.	1
Income Extensions	413	414	461	525	531	570	702	617	592	531	549	543
Parents/Caretakers	599	654	700	845	917	979	1103	931	822	643	606	588
Pregnant Women	94	105	106	123	130	142	150	132	116	115	112	106
Youths Exiting	5	4	5	7	8	7	7	8	8	7	6	5
BadgerCare Plus Total	3493	3739	4004	4713	4918	5200	6008	5225	4731	3778	3599	3470
Institutionalized	47	53	67	84	78	71	50	55	68	84	85	76
MAPP	98	108	124	180	154	131	113	117	141	199	208	207
SSI	342	334	341	346	346	350	353	353	355	355	356	357
SSI-Related	116	130	156	179	166	173	144	146	163	227	228	239
Waiver	144	156	189	213	193	185	156	156	166	206	216	221
Elderly & Disabled Coverage Total	747	781	877	1002	937	910	816	827	893	1071	1093	1100
Family Planning Only Services	261	259	274	293	294	297	354	312	285	257	228	199
Foster Care	64	60	60	61	57	55	53	57	59	66	66	69
Medicare Beneficiaries	59	52	69	79	64	57	48	49	53	71	75	77
Miscellaneous	5	7	7	7	7	7	9	9	9	9	9	9
Well Woman MA	2	2	2	2	2	2	2	2	2	2	2	2
Other Coverage Total	391	380	412	442	424	418	466	429	408	405	380	356
Total Coverage	4631	4900	5293	6157	6279	6528	7290	6481	6032	5254	5072	4926

WISCONSIN MEDICAID

Note: Wisconsin implemented BadgerCare Plus on 2/01/2008. Because BadgerCare Plus simplified the eligibility determination, categories for Family Coverage were changed from sub-programs to types of individuals. This report shows the number of members certified by each county or tribe. The county of certification may or may not be the county of residence.

COUNTY OR TRIBE: PIERCE**2019**

	JAN	FEB	MAR	APR	MAY	JUN	JUL	AUG	SEP	OCT	NOV	DEC
Childless Adults	591	585	591	612	650	699	740	692	644	705	674	649
Children	2086	2019	1911	1787	1823	1907	1951	1839	1747	1876	1843	1803
Express Enroll-PW	.	.	.	1
Income Extensions	304	307	291	303	321	328	365	355	334	408	401	420
Parents/Caretakers	675	656	629	598	622	661	654	624	589	624	637	616
Pregnant Women	100	89	79	82	92	101	100	90	94	104	89	89
Youths Exiting	4	3	3	4	5	7	5	5	4	5	5	5
BadgerCare Plus Total	3760	3659	3504	3387	3513	3703	3815	3605	3412	3722	3649	3582
Institutionalized	93	85	67	60	72	81	86	81	79	72	65	63
Katie Beckett Program	1	1
MAPP	271	252	205	138	152	175	191	208	213	226	200	177
SSI	336	335	339	339	348	342	349	347	343	339	337	337
SSI-Related	90	77	71	39	46	66	71	68	107	133	133	121
Waiver	255	244	205	186	224	237	267	272	283	289	254	227
Elderly & Disabled Coverage Total	1046	994	887	762	842	901	964	976	1025	1059	989	925
Family Planning Only Services	235	241	252	259	264	274	279	269	269	284	278	266
Foster Care	48	46	44	49	51	55	56	56	55	60	64	68
Medicare Beneficiaries	157	140	123	79	80	91	111	129	111	117	105	88
Miscellaneous	3	3	3	3	3	3	3	3	3	4	4	4
Well Woman MA	2	2	2	2	2	2	2	2	2	2	2	2
Other Coverage Total	445	432	424	392	400	425	451	459	440	467	453	428
Total Coverage	5251	5085	4815	4541	4755	5029	5230	5040	4877	5248	5091	4935

WISCONSIN MEDICAID

Note: Wisconsin implemented BadgerCare Plus on 2/01/2008. Because BadgerCare Plus simplified the eligibility determination, categories for Family Coverage were changed from sub-programs to types of individuals. This report shows the number of members certified by each county or tribe. The county of certification may or may not be the county of residence.

COUNTY OR TRIBE: POLK

2024

	JAN	FEB	MAR	APR	MAY	JUN	JUL	AUG	SEP	OCT	NOV	DEC
Childless Adults	1391	1338	1306
Children	1907	2029	2166
Income Extensions	1851	1737	1540
Parents/Caretakers	758	751	741
Pregnant Women	148	155	152
Youths Exiting	6	6	6
BadgerCare Plus Total	6061	6016	5911
Institutionalized	147	140	143
MAPP	532	507	484
SSI	505	502	501
SSI-Related	436	436	440
Waiver	401	396	401
Elderly & Disabled Coverage Total	2021	1981	1969
Family Planning Only Services	208	209	208
Foster Care	100	100	99
Medicare Beneficiaries	117	124	149
Miscellaneous	19	19	21
Subsidized Adoption	2	2	2
Well Woman MA	4	4	4
Other Coverage Total	450	458	483
Total Coverage	8532	8455	8363

WISCONSIN MEDICAID

Note: Wisconsin implemented BadgerCare Plus on 2/01/2008. Because BadgerCare Plus simplified the eligibility determination, categories for Family Coverage were changed from sub-programs to types of individuals. This report shows the number of members certified by each county or tribe. The county of certification may or may not be the county of residence.

COUNTY OR TRIBE: POLK**2023**

	JAN	FEB	MAR	APR	MAY	JUN	JUL	AUG	SEP	OCT	NOV	DEC
Childless Adults	1240	1230	1330	1392	1432	1445	1430	1420	1413	1421	1437	1417
Children	1954	1770	1720	1754	1786	1793	1800	1711	1708	1800	1838	1848
Income Extensions	1390	1271	1279	1353	1423	1442	1528	1561	1578	1644	1732	1835
Parents/Caretakers	742	644	648	669	701	705	711	698	695	719	756	750
Pregnant Women	142	127	139	144	151	132	132	132	127	146	143	150
Youths Exiting	6	5	5	6	6	4	4	4	4	4	5	4
BadgerCare Plus Total	5474	5047	5121	5318	5499	5521	5605	5526	5525	5734	5911	6004
Institutionalized	123	127	124	120	120	131	136	137	136	139	144	147
MAPP	470	458	439	435	430	473	491	499	505	519	522	521
SSI	557	561	562	565	561	531	526	529	533	521	516	511
SSI-Related	460	458	431	428	419	413	406	412	417	437	441	439
Waiver	465	451	418	414	410	377	384	389	392	402	405	397
Elderly & Disabled Coverage Total	2075	2055	1974	1962	1940	1925	1943	1966	1983	2018	2028	2015
Family Planning Only Services	237	208	200	223	228	229	212	214	206	205	206	194
Foster Care	97	96	91	93	98	99	98	94	97	98	103	96
Medicare Beneficiaries	106	103	97	99	97	97	104	104	108	117	116	112
Miscellaneous	13	13	13	13	13	14	15	15	14	15	14	17
Subsidized Adoption	2	2	2	2	2	2	2	2	2	2	2	2
Well Woman MA	4	4	4	4	4	4	4	4	4	4	4	4
Other Coverage Total	459	426	407	434	442	445	435	433	431	441	445	425
Total Coverage	8008	7528	7502	7714	7881	7891	7983	7925	7939	8193	8384	8444

WISCONSIN MEDICAID

Note: Wisconsin implemented BadgerCare Plus on 2/01/2008. Because BadgerCare Plus simplified the eligibility determination, categories for Family Coverage were changed from sub-programs to types of individuals. This report shows the number of members certified by each county or tribe. The county of certification may or may not be the county of residence.

COUNTY OR TRIBE: POLK**2022**

	JAN	FEB	MAR	APR	MAY	JUN	JUL	AUG	SEP	OCT	NOV	DEC
Childless Adults	1223	1184	1174	1236	1239	1199	1177	1235	1372	1462	1477	1409
Children	2172	2126	2225	2262	2293	2187	2134	2276	2451	2575	2553	2401
Income Extensions	1268	1269	1329	1372	1442	1402	1399	1479	1657	1803	1822	1794
Parents/Caretakers	826	815	839	872	902	851	831	884	958	998	970	926
Pregnant Women	136	135	144	143	142	142	149	171	188	206	193	181
Youths Exiting	8	7	6	7	7	6	6	6	6	7	8	9
BadgerCare Plus Total	5633	5536	5717	5892	6025	5787	5696	6051	6632	7051	7023	6720
Institutionalized	116	121	127	132	123	116	118	117	113	109	106	113
MAPP	388	393	458	467	467	419	424	426	422	440	434	439
SSI	572	571	569	566	575	582	558	558	561	561	560	557
SSI-Related	376	381	463	468	461	446	428	427	419	426	437	437
Waiver	384	423	517	519	520	484	436	431	408	427	424	432
Elderly & Disabled Coverage Total	1836	1889	2134	2152	2146	2047	1964	1959	1923	1963	1961	1978
Family Planning Only Services	212	203	215	218	219	217	214	224	249	273	278	272
Foster Care	96	94	92	91	95	96	99	95	99	98	97	99
Medicare Beneficiaries	118	117	130	127	124	120	113	117	107	102	103	102
Miscellaneous	15	15	15	12	12	12	12	12	12	13	13	13
Subsidized Adoption	2	2	2	2	2	2	2	2	2	2	2	2
Well Woman MA	4	4	4	4	4	4	4	4	4	4	4	4
Other Coverage Total	447	435	458	454	456	451	444	454	473	492	497	492
Total Coverage	7916	7860	8309	8498	8627	8285	8104	8464	9028	9506	9481	9190

WISCONSIN MEDICAID

Note: Wisconsin implemented BadgerCare Plus on 2/01/2008. Because BadgerCare Plus simplified the eligibility determination, categories for Family Coverage were changed from sub-programs to types of individuals. This report shows the number of members certified by each county or tribe. The county of certification may or may not be the county of residence.

COUNTY OR TRIBE: POLK**2021**

	JAN	FEB	MAR	APR	MAY	JUN	JUL	AUG	SEP	OCT	NOV	DEC
Childless Adults	949	1226	1378	1383	1398	1401	1415	1421	1433	1382	1313	1256
Children	2148	2587	2841	2794	2721	2685	2697	2690	2659	2466	2311	2256
Income Extensions	776	946	1028	1041	1067	1095	1139	1166	1210	1153	1185	1183
Parents/Caretakers	793	1030	1102	1085	1053	1038	1045	1040	1024	937	880	864
Pregnant Women	134	150	164	159	159	164	161	161	156	143	134	135
Youths Exiting	7	12	15	15	15	15	15	15	14	11	11	9
BadgerCare Plus Total	4807	5951	6528	6477	6413	6398	6472	6493	6496	6092	5834	5703
Institutionalized	170	165	162	156	152	156	155	150	150	147	147	142
MAPP	487	492	492	491	490	490	495	492	496	499	496	487
SSI	570	567	569	570	569	571	570	574	574	572	569	570
SSI-Related	434	439	445	447	448	453	457	462	462	464	474	473
Waiver	465	462	466	464	458	453	450	458	470	473	473	472
Elderly & Disabled Coverage Total	2126	2125	2134	2128	2117	2123	2127	2136	2152	2155	2159	2144
Family Planning Only Services	202	234	258	262	266	267	268	270	267	253	224	215
Foster Care	84	85	86	89	84	88	89	98	95	95	92	91
Medicare Beneficiaries	161	159	154	150	148	148	144	143	141	138	140	139
Miscellaneous	13	13	13	13	13	13	15	15	15	15	15	15
Subsidized Adoption	2	2	2	2	2	2	3	3	3	3	3	3
Well Woman MA	4	4	4	4	4	4	4	4	4	4	4	4
Other Coverage Total	466	497	517	520	517	522	523	533	525	508	478	467
Total Coverage	7399	8573	9179	9125	9047	9043	9122	9162	9173	8755	8471	8314

WISCONSIN MEDICAID

Note: Wisconsin implemented BadgerCare Plus on 2/01/2008. Because BadgerCare Plus simplified the eligibility determination, categories for Family Coverage were changed from sub-programs to types of individuals. This report shows the number of members certified by each county or tribe. The county of certification may or may not be the county of residence.

COUNTY OR TRIBE: POLK**2020**

	JAN	FEB	MAR	APR	MAY	JUN	JUL	AUG	SEP	OCT	NOV	DEC
Childless Adults	627	692	660	619	666	731	1139	1186	1126	1016	946	957
Children	1633	1801	1770	1813	1896	2011	2561	2589	2481	2421	2224	2151
Income Extensions	454	468	449	489	453	459	587	660	671	731	680	722
Parents/Caretakers	550	609	600	618	692	753	984	1008	955	933	837	808
Pregnant Women	71	87	88	94	100	112	140	148	146	141	122	120
Youths Exiting	4	4	3	4	5	6	10	11	11	10	7	7
BadgerCare Plus Total	3339	3661	3570	3637	3812	4072	5421	5602	5390	5252	4816	4765
Institutionalized	216	204	193	167	172	169	178	184	180	167	175	173
Katie Beckett Program	1	1	1	1	1
MAPP	379	364	340	298	332	353	425	436	422	424	455	471
SSI	568	565	570	574	572	573	577	576	574	573	574	569
SSI-Related	276	278	235	260	292	309	381	398	393	388	417	419
Waiver	272	278	264	302	329	350	419	425	415	436	450	459
Elderly & Disabled Coverage Total	1712	1690	1603	1602	1698	1754	1980	2019	1984	1988	2071	2091
Family Planning Only Services	185	197	184	178	168	172	232	244	232	233	216	210
Foster Care	70	74	64	65	64	65	70	72	75	76	77	77
Medicare Beneficiaries	158	145	116	98	103	113	145	143	137	134	138	148
Miscellaneous	12	11	12	12	13	12	12	13	13	13	13	13
Subsidized Adoption	2	2	2	2	2	2	2	2	2	2	2	2
Well Woman MA	3	3	3	3	3	3	3	3	3	4	4	4
Other Coverage Total	430	432	381	358	353	367	464	477	462	462	450	454
Total Coverage	5481	5783	5554	5597	5863	6193	7865	8098	7836	7702	7337	7310

WISCONSIN MEDICAID

Note: Wisconsin implemented BadgerCare Plus on 2/01/2008. Because BadgerCare Plus simplified the eligibility determination, categories for Family Coverage were changed from sub-programs to types of individuals. This report shows the number of members certified by each county or tribe. The county of certification may or may not be the county of residence.

COUNTY OR TRIBE: POLK**2019**

	JAN	FEB	MAR	APR	MAY	JUN	JUL	AUG	SEP	OCT	NOV	DEC
Childless Adults	954	912	903	846	868	865	835	829	760	673	599	578
Children	2670	2498	2424	2244	2263	2283	2202	2179	1995	1744	1609	1532
Express Enroll-Children	1	.
Income Extensions	431	449	482	485	532	513	524	501	495	463	411	424
Parents/Caretakers	841	828	814	765	782	790	756	745	695	599	542	505
Pregnant Women	117	114	116	109	108	104	108	110	93	73	64	62
Youths Exiting	7	5	5	5	5	4	4	5	4	5	5	4
BadgerCare Plus Total	5020	4806	4744	4454	4558	4559	4429	4369	4042	3557	3231	3105
Institutionalized	207	224	260	296	287	278	280	281	276	272	256	243
Katie Beckett Program	1	1	1	1	1	1	1	1	1	1	1	1
MAPP	375	372	392	435	459	466	473	476	477	474	451	431
SSI	564	559	562	559	558	559	564	563	561	560	563	565
SSI-Related	188	192	184	198	209	202	212	220	265	289	296	303
Waiver	305	303	328	346	349	349	352	359	358	352	334	318
Elderly & Disabled Coverage Total	1640	1651	1727	1835	1863	1855	1882	1900	1938	1948	1901	1861
Family Planning Only Services	334	319	309	306	309	310	282	257	246	213	205	184
Foster Care	97	95	92	90	91	91	95	100	101	95	89	79
Medicare Beneficiaries	193	200	213	223	225	235	232	233	205	200	195	176
Miscellaneous	12	12	12	12	12	12	12	12	12	12	12	12
Subsidized Adoption	3	3	2	2	2	2	2	2	2	2	2	2
Well Woman MA	4	4	4	4	3	4	4	3	3	3	3	3
Other Coverage Total	643	633	632	637	642	654	627	607	569	525	506	456
Total Coverage	7303	7090	7103	6926	7063	7068	6938	6876	6549	6030	5638	5422

WISCONSIN MEDICAID

Note: Wisconsin implemented BadgerCare Plus on 2/01/2008. Because BadgerCare Plus simplified the eligibility determination, categories for Family Coverage were changed from sub-programs to types of individuals. This report shows the number of members certified by each county or tribe. The county of certification may or may not be the county of residence.

COUNTY OR TRIBE: PORTAGE

2024

	JAN	FEB	MAR	APR	MAY	JUN	JUL	AUG	SEP	OCT	NOV	DEC
Childless Adults	40	43	17
Children	261	295	318
Income Extensions	315	255	214
Parents/Caretakers	157	150	145
Pregnant Women	18	21	19
Youths Exiting	1
BadgerCare Plus Total	792	764	713
Institutionalized	1	2	1
MAPP	8	10	6
SSI	795	782	777
SSI-Related	10	8	7
Waiver	9	12	10
Elderly & Disabled Coverage Total	823	814	801
Family Planning Only Services	33	27	29
Foster Care	201	199	204
Medicare Beneficiaries	3	2	2
Miscellaneous	22	23	23
Well Woman MA	4	3	3
Other Coverage Total	263	254	261
Total Coverage	1878	1832	1775

WISCONSIN MEDICAID

Note: Wisconsin implemented BadgerCare Plus on 2/01/2008. Because BadgerCare Plus simplified the eligibility determination, categories for Family Coverage were changed from sub-programs to types of individuals. This report shows the number of members certified by each county or tribe. The county of certification may or may not be the county of residence.

COUNTY OR TRIBE: PORTAGE**2023**

	JAN	FEB	MAR	APR	MAY	JUN	JUL	AUG	SEP	OCT	NOV	DEC
Childless Adults	2128	1063	121	121	131	63	44	51	52	40	44	41
Children	2810	1547	380	374	375	294	283	290	279	257	260	250
Income Extensions	2268	1326	343	347	343	316	340	331	342	331	339	327
Parents/Caretakers	1160	653	175	184	191	158	161	166	163	152	150	159
Pregnant Women	238	127	58	56	58	24	21	22	19	16	16	16
Youths Exiting	18	10	1	2	2	2	1	1	1	1	1	1
BadgerCare Plus Total	8622	4726	1078	1084	1100	857	850	861	856	797	810	794
Institutionalized	1	2	2	2	2	1	2
MAPP	7	7	7	7	9	10	11	9	8	10	13	9
SSI	874	878	889	884	889	846	840	834	834	821	814	802
SSI-Related	12	10	9	9	13	7	8	11	10	9	6	4
Waiver	20	14	11	16	17	17	15	17	16	14	18	14
Elderly & Disabled Coverage Total	914	911	918	918	930	881	874	871	868	854	851	831
Family Planning Only Services	864	611	365	74	77	38	26	24	25	29	28	36
Foster Care	207	203	200	201	201	203	208	202	205	204	201	197
Medicare Beneficiaries	4	4	3	3	3	4	5	4	5	4	5	5
Miscellaneous	28	29	29	30	30	34	32	26	24	25	23	22
Well Woman MA	6	6	6	6	6	6	6	6	6	6	6	5
Other Coverage Total	1109	853	603	314	317	285	277	262	265	268	263	265
Total Coverage	10645	6490	2599	2316	2347	2023	2001	1994	1989	1919	1924	1890

WISCONSIN MEDICAID

Note: Wisconsin implemented BadgerCare Plus on 2/01/2008. Because BadgerCare Plus simplified the eligibility determination, categories for Family Coverage were changed from sub-programs to types of individuals. This report shows the number of members certified by each county or tribe. The county of certification may or may not be the county of residence.

COUNTY OR TRIBE: PORTAGE**2022**

	JAN	FEB	MAR	APR	MAY	JUN	JUL	AUG	SEP	OCT	NOV	DEC
Childless Adults	2516	2538	2561	2574	2578	2605	2643	2657	2577	2437	2374	2360
Children	3640	3589	3596	3605	3589	3579	3556	3557	3461	3240	3122	3073
Income Extensions	2115	2192	2230	2248	2328	2397	2458	2514	2531	2304	2321	2302
Parents/Caretakers	1530	1496	1501	1545	1536	1540	1520	1524	1492	1331	1289	1276
Pregnant Women	286	290	287	278	282	288	285	289	288	267	265	261
Youths Exiting	22	23	22	21	21	20	19	17	17	18	19	19
BadgerCare Plus Total	10109	10128	10197	10271	10334	10429	10481	10558	10366	9597	9390	9291
Institutionalized	2	2	2	2	2	2	2	1	2	3	2	1
MAPP	8	7	6	6	7	7	8	6	5	6	6	7
SSI	866	862	861	862	860	864	845	845	857	859	861	876
SSI-Related	18	17	16	18	17	17	14	14	13	13	11	11
Waiver	17	19	21	23	25	24	27	27	24	21	23	23
Elderly & Disabled Coverage Total	911	907	906	911	911	914	896	893	901	902	903	918
Family Planning Only Services	945	955	956	961	966	967	973	985	986	957	937	906
Foster Care	186	187	187	190	190	190	195	193	195	196	198	194
Medicare Beneficiaries	3	3	4	4	3	3	4	4	4	4	4	4
Miscellaneous	27	27	27	27	26	28	28	28	28	28	28	28
Well Woman MA	5	6	6	6	6	6	6	6	6	6	6	6
Other Coverage Total	1166	1178	1180	1188	1191	1194	1206	1216	1219	1191	1173	1138
Total Coverage	12186	12213	12283	12370	12436	12537	12583	12667	12486	11690	11466	11347

WISCONSIN MEDICAID

Note: Wisconsin implemented BadgerCare Plus on 2/01/2008. Because BadgerCare Plus simplified the eligibility determination, categories for Family Coverage were changed from sub-programs to types of individuals. This report shows the number of members certified by each county or tribe. The county of certification may or may not be the county of residence.

COUNTY OR TRIBE: PORTAGE**2021**

	JAN	FEB	MAR	APR	MAY	JUN	JUL	AUG	SEP	OCT	NOV	DEC
Childless Adults	2161	2197	2220	2281	2315	2343	2372	2401	2431	2449	2471	2499
Children	3610	3646	3672	3656	3663	3674	3678	3675	3696	3688	3651	3649
Income Extensions	1419	1467	1479	1564	1607	1674	1740	1764	1799	1867	1977	2017
Parents/Caretakers	1515	1555	1570	1571	1574	1573	1594	1597	1615	1587	1560	1549
Pregnant Women	232	231	237	237	237	251	249	255	262	271	276	284
Youths Exiting	19	19	20	20	19	20	20	22	23	21	22	22
BadgerCare Plus Total	8956	9115	9198	9329	9415	9535	9653	9714	9826	9883	9957	10020
Institutionalized	2	4	3	4	4	3	3	3	4	5	3	2
MAPP	3	3	4	4	6	4	5	5	6	7	7	7
SSI	845	848	846	850	851	855	857	854	862	863	867	865
SSI-Related	9	9	10	9	10	13	15	17	19	18	19	17
Waiver	12	11	12	12	11	11	11	14	16	14	16	17
Elderly & Disabled Coverage Total	871	875	875	879	882	886	891	893	907	907	912	908
Family Planning Only Services	830	843	856	884	902	897	912	914	920	931	941	941
Foster Care	123	125	135	137	148	154	157	166	176	182	187	185
Medicare Beneficiaries	.	1	1	2	2	2	3	4	3	4	3	3
Miscellaneous	24	23	23	23	23	23	25	25	25	26	26	27
Well Woman MA	3	3	3	3	4	4	4	4	4	4	5	5
Other Coverage Total	980	995	1018	1049	1079	1080	1101	1113	1128	1147	1162	1161
Total Coverage	10807	10985	11091	11257	11376	11501	11645	11720	11861	11937	12031	12089

WISCONSIN MEDICAID

Note: Wisconsin implemented BadgerCare Plus on 2/01/2008. Because BadgerCare Plus simplified the eligibility determination, categories for Family Coverage were changed from sub-programs to types of individuals. This report shows the number of members certified by each county or tribe. The county of certification may or may not be the county of residence.

COUNTY OR TRIBE: PORTAGE

2020

	JAN	FEB	MAR	APR	MAY	JUN	JUL	AUG	SEP	OCT	NOV	DEC
Childless Adults	1408	1416	1428	1547	1628	1701	1757	1817	1897	1962	2022	2107
Children	3382	3345	3304	3379	3461	3512	3534	3561	3573	3561	3539	3548
Income Extensions	876	901	916	924	928	945	991	1041	1127	1252	1349	1411
Parents/Caretakers	1262	1254	1263	1327	1411	1441	1456	1492	1484	1462	1449	1457
Pregnant Women	171	171	162	171	165	174	182	207	209	218	228	228
Youths Exiting	19	18	20	19	17	17	17	17	17	18	18	19
BadgerCare Plus Total	7118	7105	7093	7367	7610	7790	7937	8135	8307	8473	8605	8770
Institutionalized	.	1	2	2	1	1	1	2	2	3	3	2
Katie Beckett Program	2	2	2	2	2
MAPP	5	6	4	3	2	2	4	4	4	4	6	6
SSI	819	815	820	832	832	839	841	845	848	842	835	841
SSI-Related	6	3	8	7	8	9	8	10	9	10	11	11
Waiver	11	12	15	13	12	15	13	14	15	16	16	14
Elderly & Disabled Coverage Total	843	839	851	859	857	866	867	875	878	875	871	874
Family Planning Only Services	753	735	725	724	727	734	748	761	769	805	810	817
Foster Care	94	97	95	102	103	102	106	114	113	117	115	117
Medicare Beneficiaries	8	8	2	.	.	.	1	2	1	.	.	.
Miscellaneous	24	24	24	24	24	25	25	25	25	23	23	23
Well Woman MA	3	3	3	3	3	3	3	3	3	3	3	3
Other Coverage Total	882	867	849	853	857	864	883	905	911	948	951	960
Total Coverage	8843	8811	8793	9079	9324	9520	9687	9915	10096	10296	10427	10604

WISCONSIN MEDICAID

Note: Wisconsin implemented BadgerCare Plus on 2/01/2008. Because BadgerCare Plus simplified the eligibility determination, categories for Family Coverage were changed from sub-programs to types of individuals. This report shows the number of members certified by each county or tribe. The county of certification may or may not be the county of residence.

COUNTY OR TRIBE: PORTAGE**2019**

	JAN	FEB	MAR	APR	MAY	JUN	JUL	AUG	SEP	OCT	NOV	DEC
Childless Adults	1581	1586	1576	1585	1565	1542	1493	1483	1457	1450	1416	1401
Children	3926	3891	3862	3772	3696	3648	3561	3480	3458	3405	3352	3333
Express Enroll-PW	.	1	2	1	1	.	.	.
Income Extensions	687	710	746	790	791	805	868	858	846	919	935	919
Parents/Caretakers	1373	1369	1367	1332	1317	1333	1297	1279	1279	1247	1241	1231
Pregnant Women	166	171	172	170	174	182	180	187	186	182	171	167
Youths Exiting	21	18	23	25	25	23	22	22	21	20	21	20
BadgerCare Plus Total	7754	7746	7748	7675	7568	7533	7421	7309	7248	7223	7136	7071
Institutionalized	52	56	54	38	28	26	20	15	13	10	9	7
Katie Beckett Program	3	3	3	3	3	3	3	3	3	2	2	2
MAPP	363	358	349	296	193	142	107	72	52	25	17	13
SSI	824	809	817	814	816	821	824	824	826	825	822	820
SSI-Related	149	152	145	133	101	78	62	50	39	20	20	12
Waiver	503	494	463	382	277	201	119	89	64	41	26	21
Elderly & Disabled Coverage Total	1894	1872	1831	1666	1418	1271	1135	1053	997	923	896	875
Family Planning Only Services	835	814	821	826	806	768	772	757	754	778	760	747
Foster Care	123	118	117	113	109	115	118	117	112	110	104	104
Medicare Beneficiaries	195	197	194	176	129	107	91	80	62	18	12	9
Miscellaneous	28	29	30	29	28	28	28	29	29	25	26	24
Subsidized Adoption	1	1	1	1	1
Well Woman MA	4	4	4	4	5	4	4	4	4	4	4	4
Other Coverage Total	1186	1163	1167	1149	1078	1022	1013	987	961	935	906	888
Total Coverage	10834	10781	10746	10490	10064	9826	9569	9349	9206	9081	8938	8834

WISCONSIN MEDICAID

Note: Wisconsin implemented BadgerCare Plus on 2/01/2008. Because BadgerCare Plus simplified the eligibility determination, categories for Family Coverage were changed from sub-programs to types of individuals. This report shows the number of members certified by each county or tribe. The county of certification may or may not be the county of residence.

COUNTY OR TRIBE: POTAWATOMI TRIBE**2024**

	JAN	FEB	MAR	APR	MAY	JUN	JUL	AUG	SEP	OCT	NOV	DEC
Childless Adults	2	2	2
Children	46	47	47
Income Extensions	20	18	18
Parents/Caretakers	15	15	15
BadgerCare Plus Total	83	82	82
Foster Care	17	43	44
Medicare Beneficiaries	1	1	1
Other Coverage Total	18	44	45
Total Coverage	101	126	127

WISCONSIN MEDICAID

Note: Wisconsin implemented BadgerCare Plus on 2/01/2008. Because BadgerCare Plus simplified the eligibility determination, categories for Family Coverage were changed from sub-programs to types of individuals. This report shows the number of members certified by each county or tribe. The county of certification may or may not be the county of residence.

COUNTY OR TRIBE: POTAWATOMI TRIBE**2023**

	JAN	FEB	MAR	APR	MAY	JUN	JUL	AUG	SEP	OCT	NOV	DEC
Childless Adults	8	8	8	7	7	6	6	3	3	2	2	2
Children	44	46	43	42	42	40	39	45	45	47	46	46
Income Extensions	31	31	31	30	30	33	34	34	30	25	21	20
Parents/Caretakers	16	16	16	17	17	15	15	13	13	13	12	14
Pregnant Women	.	1	1	1	1	1
BadgerCare Plus Total	99	102	99	97	97	95	94	95	91	87	81	82
Family Planning Only Services	1	1	1	1	1	1	1	1
Foster Care	37	38	40	40	40	42	42	41	42	45	42	42
Medicare Beneficiaries	1	1	1	1	1	1	1	1	1	1	1	1
Other Coverage Total	39	40	42	42	42	44	44	43	43	46	43	43
Total Coverage	138	142	141	139	139	139	138	138	134	133	124	125

WISCONSIN MEDICAID

Note: Wisconsin implemented BadgerCare Plus on 2/01/2008. Because BadgerCare Plus simplified the eligibility determination, categories for Family Coverage were changed from sub-programs to types of individuals. This report shows the number of members certified by each county or tribe. The county of certification may or may not be the county of residence.

COUNTY OR TRIBE: POTAWATOMI TRIBE

2022

	JAN	FEB	MAR	APR	MAY	JUN	JUL	AUG	SEP	OCT	NOV	DEC
Childless Adults	4	4	6	7	9	9	9	9	9	8	8	8
Children	54	58	56	54	56	53	53	53	53	52	46	44
Income Extensions	16	16	20	24	24	24	24	24	24	26	32	33
Parents/Caretakers	20	21	19	18	20	19	19	19	19	18	17	15
BadgerCare Plus Total	94	99	101	103	109	105	105	105	105	104	103	100
Family Planning Only Services	1	1	1	1	1	1	1	1	1	1	1	1
Foster Care	35	36	36	32	28	27	28	31	31	32	33	33
Medicare Beneficiaries	1	1	1	1	1	1	1	1	1	1	1	1
Other Coverage Total	37	38	38	34	30	29	30	33	33	34	35	35
Total Coverage	131	137	139	137	139	134	135	138	138	138	138	135

WISCONSIN MEDICAID

Note: Wisconsin implemented BadgerCare Plus on 2/01/2008. Because BadgerCare Plus simplified the eligibility determination, categories for Family Coverage were changed from sub-programs to types of individuals. This report shows the number of members certified by each county or tribe. The county of certification may or may not be the county of residence.

COUNTY OR TRIBE: POTAWATOMI TRIBE**2021**

	JAN	FEB	MAR	APR	MAY	JUN	JUL	AUG	SEP	OCT	NOV	DEC
Childless Adults	4	4	5	5	5	5	4	5	7	7	5	5
Children	55	52	46	46	46	46	46	46	46	47	48	49
Income Extensions	4	4	4	4	4	4	4	4	4	12	13	16
Parents/Caretakers	15	13	13	13	13	13	13	13	13	15	17	17
Pregnant Women	1	1	1	1	1	1	1	1	1	.	1	1
BadgerCare Plus Total	79	74	69	69	69	69	68	69	71	81	84	88
Family Planning Only Services	1	1	1	1	1	1	1	1	1	1	1	1
Foster Care	64	39	39	39	35	30	29	28	28	28	28	31
Medicare Beneficiaries	1	1	1	1	1	1	1	1	1	1	1	1
Other Coverage Total	66	41	41	41	37	32	31	30	30	30	30	33
Total Coverage	145	115	110	110	106	101	99	99	101	111	114	121

WISCONSIN MEDICAID

Note: Wisconsin implemented BadgerCare Plus on 2/01/2008. Because BadgerCare Plus simplified the eligibility determination, categories for Family Coverage were changed from sub-programs to types of individuals. This report shows the number of members certified by each county or tribe. The county of certification may or may not be the county of residence.

COUNTY OR TRIBE: POTAWATOMI TRIBE**2020**

	JAN	FEB	MAR	APR	MAY	JUN	JUL	AUG	SEP	OCT	NOV	DEC
Childless Adults	7	6	4	3	4	4	4	4	4	4	4	4
Children	49	53	51	52	52	53	53	53	62	62	58	54
Income Extensions	10	3	3	3	3	2	2	2	2	2	6	4
Parents/Caretakers	7	8	7	7	7	9	10	12	17	20	17	15
Pregnant Women	.	1	2	2	2	2	3	3	1	1	1	1
BadgerCare Plus Total	73	71	67	67	68	70	72	74	86	89	86	78
Family Planning Only Services	1	1	1	1	1	1	1	1	1	1	1	1
Foster Care	69	61	61	61	61	61	62	62	62	62	62	64
Medicare Beneficiaries	.	1	1	1	1	1	1	1	1	1	1	1
Other Coverage Total	70	63	63	63	63	63	64	64	64	64	64	66
Total Coverage	143	134	130	130	131	133	136	138	150	153	150	144

WISCONSIN MEDICAID

Note: Wisconsin implemented BadgerCare Plus on 2/01/2008. Because BadgerCare Plus simplified the eligibility determination, categories for Family Coverage were changed from sub-programs to types of individuals. This report shows the number of members certified by each county or tribe. The county of certification may or may not be the county of residence.

COUNTY OR TRIBE: POTAWATOMI TRIBE**2019**

	JAN	FEB	MAR	APR	MAY	JUN	JUL	AUG	SEP	OCT	NOV	DEC
Childless Adults	7	6	6	8	5	3	5	5	5	5	6	7
Children	51	50	55	54	51	50	51	51	50	50	51	45
Income Extensions	.	4	4	4	7	6	6	6	10	10	10	10
Parents/Caretakers	7	6	6	6	5	7	8	7	6	8	8	7
Pregnant Women	3	3	3	3	2	2	1	1
BadgerCare Plus Total	68	69	74	75	70	68	71	70	71	73	75	69
Family Planning Only Services	1	1	1	1	1	1	1	1	1	1	1	1
Foster Care	59	41	41	43	57	62	61	61	64	64	64	65
Medicare Beneficiaries	1	1	1	1
Other Coverage Total	61	43	43	45	58	63	62	62	65	65	65	66
Total Coverage	129	112	117	120	128	131	133	132	136	138	140	135

WISCONSIN MEDICAID

Note: Wisconsin implemented BadgerCare Plus on 2/01/2008. Because BadgerCare Plus simplified the eligibility determination, categories for Family Coverage were changed from sub-programs to types of individuals. This report shows the number of members certified by each county or tribe. The county of certification may or may not be the county of residence.

COUNTY OR TRIBE: PRICE

2024

	JAN	FEB	MAR	APR	MAY	JUN	JUL	AUG	SEP	OCT	NOV	DEC
Childless Adults	3	3	4
Children	23	22	23
Express Enroll-Children	1
Income Extensions	13	14	8
Parents/Caretakers	11	11	10
Pregnant Women	6	5	4
BadgerCare Plus Total	57	55	49
MAPP	2	1	1
SSI	226	224	223
SSI-Related	5	4	1
Waiver	.	.	1
Elderly & Disabled Coverage Total	233	229	226
Family Planning Only Services	.	4	5
Foster Care	52	52	55
Medicare Beneficiaries	1	1	2
Miscellaneous	12	11	13
Well Woman MA	2	2	2
Other Coverage Total	67	70	77
Total Coverage	357	354	352

WISCONSIN MEDICAID

Note: Wisconsin implemented BadgerCare Plus on 2/01/2008. Because BadgerCare Plus simplified the eligibility determination, categories for Family Coverage were changed from sub-programs to types of individuals. This report shows the number of members certified by each county or tribe. The county of certification may or may not be the county of residence.

COUNTY OR TRIBE: PRICE

2023

	JAN	FEB	MAR	APR	MAY	JUN	JUL	AUG	SEP	OCT	NOV	DEC
Childless Adults	10	10	11	8	9	3	3	6	6	5	4	5
Children	28	35	23	26	32	31	32	53	58	50	40	29
Income Extensions	10	6	7	7	9	8	7	6	7	7	9	12
Parents/Caretakers	15	16	14	11	13	11	8	11	17	10	10	6
Pregnant Women	8	11	8	10	9	3	6	5	7	7	8	7
BadgerCare Plus Total	71	78	63	62	72	56	56	81	95	79	71	59
Institutionalized	1	1	1
MAPP	1	1	1	1	1	1	1	1	1	5	3	1
SSI	253	256	257	254	252	241	238	241	240	236	233	229
SSI-Related	1	1	1	2	2	3	2	2	4	5	3	3
Waiver	.	1	1	1	1	1	1	1	2	.	1	.
Elderly & Disabled Coverage Total	255	259	260	258	256	246	242	245	247	247	241	234
Family Planning Only Services	1	.	.	1	1	1	1	1	1	1	1	3
Foster Care	47	46	46	44	47	46	46	45	50	50	50	52
Medicare Beneficiaries	3	1	1	2	3	1	.
Miscellaneous	10	10	10	13	13	19	18	14	12	11	12	12
Well Woman MA	2	2	2	2	2	2	2	2	2	2	2	2
Other Coverage Total	60	58	58	60	63	71	68	63	67	67	66	69
Total Coverage	386	395	381	380	391	373	366	389	409	393	378	362

WISCONSIN MEDICAID

Note: Wisconsin implemented BadgerCare Plus on 2/01/2008. Because BadgerCare Plus simplified the eligibility determination, categories for Family Coverage were changed from sub-programs to types of individuals. This report shows the number of members certified by each county or tribe. The county of certification may or may not be the county of residence.

COUNTY OR TRIBE: PRICE**2022**

	JAN	FEB	MAR	APR	MAY	JUN	JUL	AUG	SEP	OCT	NOV	DEC
Childless Adults	4	5	3	5	5	5	9	10	10	6	7	9
Children	42	44	40	36	20	19	22	21	26	23	26	27
Income Extensions	11	12	12	9	9	7	11	14	13	17	12	13
Parents/Caretakers	13	16	14	18	14	13	13	13	15	18	19	16
Pregnant Women	9	10	8	8	7	6	7	11	10	9	8	9
BadgerCare Plus Total	79	87	77	76	55	50	62	69	74	73	72	74
Institutionalized	1	1	.	1
MAPP	1	1	1	1	1	1	1	1	2	2	1	1
SSI	257	257	256	260	256	256	245	252	254	255	256	256
SSI-Related	2	3	1	1	1	1	1	1	1	1	1	2
Waiver	1	.	1	.	1	.	.
Elderly & Disabled Coverage Total	260	261	258	262	259	260	247	256	257	259	258	259
Family Planning Only Services	1	1	.	.	.
Foster Care	43	48	48	51	51	52	48	48	48	47	47	49
Medicare Beneficiaries	1
Miscellaneous	7	8	6	5	5	5	6	6	6	10	9	10
Well Woman MA	2	2	2	2	2	2	2	2	2	2	2	2
Other Coverage Total	53	58	56	58	58	59	56	56	57	59	58	62
Total Coverage	392	406	391	396	372	369	365	381	388	391	388	395

WISCONSIN MEDICAID

Note: Wisconsin implemented BadgerCare Plus on 2/01/2008. Because BadgerCare Plus simplified the eligibility determination, categories for Family Coverage were changed from sub-programs to types of individuals. This report shows the number of members certified by each county or tribe. The county of certification may or may not be the county of residence.

COUNTY OR TRIBE: PRICE

2021

	JAN	FEB	MAR	APR	MAY	JUN	JUL	AUG	SEP	OCT	NOV	DEC
Childless Adults	2	2	7	5	4	5	6	5	3	3	2	3
Children	30	32	25	25	24	15	22	28	28	27	31	44
Income Extensions	3	3	3	3	5	4	5	2	4	2	2	8
Parents/Caretakers	10	7	7	5	7	5	8	9	10	8	9	12
Pregnant Women	6	4	6	5	6	7	4	5	5	7	12	12
BadgerCare Plus Total	51	48	48	43	46	36	45	49	50	47	56	79
MAPP	1	1	1	1	1	1	1	1	1	1	1	1
SSI	261	259	256	258	256	260	261	262	262	263	264	259
SSI-Related	2	1	1	1	1	3	1	2	3	2	1	1
Waiver	1	1	3	1	2	.
Elderly & Disabled Coverage Total	265	261	258	260	258	264	263	266	269	267	268	261
Family Planning Only Services	1
Foster Care	38	37	39	39	38	38	41	42	42	42	41	44
Miscellaneous	10	12	12	13	13	14	15	15	16	7	7	7
Well Woman MA	2	2	2	2	2	2	2	2	2	2	2	2
Other Coverage Total	50	51	53	54	53	54	58	59	60	51	50	54
Total Coverage	366	360	359	357	357	354	366	374	379	365	374	394

WISCONSIN MEDICAID

Note: Wisconsin implemented BadgerCare Plus on 2/01/2008. Because BadgerCare Plus simplified the eligibility determination, categories for Family Coverage were changed from sub-programs to types of individuals. This report shows the number of members certified by each county or tribe. The county of certification may or may not be the county of residence.

COUNTY OR TRIBE: PRICE

2020

	JAN	FEB	MAR	APR	MAY	JUN	JUL	AUG	SEP	OCT	NOV	DEC
Childless Adults	5	5	5	4	3	5	3	4	2	1	2	5
Children	51	46	52	34	23	27	30	29	24	26	26	30
Income Extensions	16	20	19	21	17	8	8	6	4	4	8	7
Parents/Caretakers	20	17	19	18	13	15	14	14	13	11	10	13
Pregnant Women	7	3	2	3	2	1	2	3	5	5	4	4
BadgerCare Plus Total	99	91	97	80	58	56	57	56	48	47	50	59
Institutionalized	1
MAPP	1	1	1
SSI	251	251	253	253	256	256	262	269	264	264	264	263
SSI-Related	1	.	2	2	2	2	4	4	5	4	4	2
Waiver	1	1	.	.	1	.	1	1
Elderly & Disabled Coverage Total	253	251	255	255	259	259	266	273	270	269	270	267
Family Planning Only Services	.	1	2	2	2	1	1	1	1	.	.	.
Foster Care	38	39	39	38	37	39	38	37	44	42	42	39
Miscellaneous	8	7	9	9	9	11	11	12	11	10	10	10
Subsidized Adoption	1	1	1	1	1	1	1	1
Well Woman MA	2	2	2	2	2	2	2	2	2	2	2	2
Other Coverage Total	49	50	53	52	51	54	53	53	58	54	54	51
Total Coverage	401	392	405	387	368	369	376	382	376	370	374	377

WISCONSIN MEDICAID

Note: Wisconsin implemented BadgerCare Plus on 2/01/2008. Because BadgerCare Plus simplified the eligibility determination, categories for Family Coverage were changed from sub-programs to types of individuals. This report shows the number of members certified by each county or tribe. The county of certification may or may not be the county of residence.

COUNTY OR TRIBE: PRICE**2019**

	JAN	FEB	MAR	APR	MAY	JUN	JUL	AUG	SEP	OCT	NOV	DEC
Childless Adults	2	3	1	4	4	4	3	2	6	3	4	7
Children	61	57	59	46	43	48	56	70	68	52	62	48
Income Extensions	10	11	10	6	7	5	6	10	4	13	16	16
Parents/Caretakers	26	26	20	16	15	17	15	22	27	23	26	25
Pregnant Women	1	3	3	3	.	2	3	4	3	2	5	5
Youths Exiting	1	1	.
BadgerCare Plus Total	100	100	93	75	69	76	83	108	108	94	114	101
Institutionalized	.	1	1	2	2	1	1
MAPP	5	3	4	3	1	3	3	3	2	1	1	1
SSI	264	265	263	261	261	261	264	261	257	251	251	250
SSI-Related	2	2	3	2	4	3	4	5	4	3	1	2
Waiver	.	.	1	1	1	1	1	1	1	.	.	.
Elderly & Disabled Coverage Total	271	271	272	267	267	268	272	270	266	257	254	254
Family Planning Only Services	2	3	3	2	1	1	2	2	2	3	2	4
Foster Care	42	47	47	47	45	43	43	37	38	40	39	38
Medicare Beneficiaries	4	1	1	1	1	.	.	.
Miscellaneous	7	7	7	8	6	8	10	8	5	6	7	7
Subsidized Adoption	1	1	1	1	1	1	1	1	1	1	1	1
Well Woman MA	2	2	2	2	2	2	2	2	2	2	2	2
Other Coverage Total	58	61	61	61	55	55	58	50	49	52	51	52
Total Coverage	429	432	426	403	391	399	413	428	423	403	419	407

WISCONSIN MEDICAID

Note: Wisconsin implemented BadgerCare Plus on 2/01/2008. Because BadgerCare Plus simplified the eligibility determination, categories for Family Coverage were changed from sub-programs to types of individuals. This report shows the number of members certified by each county or tribe. The county of certification may or may not be the county of residence.

COUNTY OR TRIBE: RACINE

2024

	JAN	FEB	MAR	APR	MAY	JUN	JUL	AUG	SEP	OCT	NOV	DEC
Childless Adults	8911	8505	8038
Children	13023	13569	14213
Express Enroll-Children	.	1	3
Express Enroll-PW	.	1	2
Income Extensions	12053	11277	10026
Parents/Caretakers	5362	5243	5054
Pregnant Women	882	843	783
Youths Exiting	16	14	16
BadgerCare Plus Total	40247	39453	38135
Institutionalized	291	292	300
MAPP	995	968	895
SSI	5390	5338	5277
SSI-Related	1641	1618	1605
Waiver	1798	1795	1775
Elderly & Disabled Coverage Total	10115	10011	9852
Family Planning Only Services	827	835	846
Foster Care	404	407	406
Medicare Beneficiaries	428	432	476
Miscellaneous	85	90	82
Subsidized Adoption	1	1	1
Well Woman MA	11	9	9
Other Coverage Total	1756	1774	1820
Total Coverage	52118	51238	49807

WISCONSIN MEDICAID

Note: Wisconsin implemented BadgerCare Plus on 2/01/2008. Because BadgerCare Plus simplified the eligibility determination, categories for Family Coverage were changed from sub-programs to types of individuals. This report shows the number of members certified by each county or tribe. The county of certification may or may not be the county of residence.

COUNTY OR TRIBE: RACINE**2023**

	JAN	FEB	MAR	APR	MAY	JUN	JUL	AUG	SEP	OCT	NOV	DEC
Childless Adults	11268	11346	11463	11558	11653	11431	10946	10459	9890	9603	9391	9076
Children	16242	16259	16287	16290	16300	15415	14856	14356	13801	13525	13324	13157
Income Extensions	11201	11328	11419	11462	11547	11476	11591	11743	11907	12074	12115	12081
Parents/Caretakers	6111	6148	6254	6328	6364	6120	6029	5935	5856	5729	5605	5484
Pregnant Women	1231	1230	1245	1236	1245	1024	1023	1000	999	960	947	925
Youths Exiting	17	18	18	18	18	19	17	16	18	19	18	17
BadgerCare Plus Total	46070	46329	46686	46892	47127	45485	44462	43509	42471	41910	41400	40740
Institutionalized	296	287	284	273	274	314	305	310	300	304	299	289
MAPP	822	837	839	838	843	911	912	933	948	966	994	999
SSI	5894	5906	5919	5920	5943	5639	5637	5632	5637	5606	5539	5467
SSI-Related	1799	1812	1836	1855	1866	1832	1808	1762	1720	1714	1676	1671
Waiver	2021	2026	2029	2039	2034	1891	1871	1859	1838	1805	1796	1806
Elderly & Disabled Coverage Total	10832	10868	10907	10925	10960	10587	10533	10496	10443	10395	10304	10232
Family Planning Only Services	1131	1153	1146	1135	1134	1113	1044	985	910	889	861	833
Foster Care	363	370	381	395	400	405	407	410	416	421	406	401
Medicare Beneficiaries	457	461	454	447	444	460	452	433	438	435	433	415
Miscellaneous	100	101	103	104	111	158	134	125	86	90	87	88
Subsidized Adoption	2	2	2	2	2	2	1	1	1	1	1	1
Well Woman MA	13	13	13	11	11	11	9	9	10	11	11	11
Other Coverage Total	2066	2100	2099	2094	2102	2149	2047	1963	1861	1847	1799	1749
Total Coverage	58968	59297	59692	59911	60189	58221	57042	55968	54775	54152	53503	52721

WISCONSIN MEDICAID

Note: Wisconsin implemented BadgerCare Plus on 2/01/2008. Because BadgerCare Plus simplified the eligibility determination, categories for Family Coverage were changed from sub-programs to types of individuals. This report shows the number of members certified by each county or tribe. The county of certification may or may not be the county of residence.

COUNTY OR TRIBE: RACINE**2022**

	JAN	FEB	MAR	APR	MAY	JUN	JUL	AUG	SEP	OCT	NOV	DEC
Childless Adults	10264	10338	10409	10474	10543	10612	10736	10825	10913	11000	11082	11182
Children	16627	16556	16509	16410	16404	16349	16369	16354	16347	16332	16290	16263
Express Enroll-Children	1	1	1	1
Express Enroll-PW	.	.	1
Income Extensions	8669	8863	9025	9254	9332	9515	9708	9969	10149	10411	10701	10984
Parents/Caretakers	6291	6296	6314	6295	6344	6322	6284	6286	6237	6193	6187	6126
Pregnant Women	1115	1122	1124	1146	1132	1151	1189	1199	1229	1222	1221	1227
Youths Exiting	18	18	17	17	17	15	15	15	14	14	14	17
BadgerCare Plus Total	42985	43194	43400	43597	43772	43964	44301	44648	44889	45172	45495	45799
Institutionalized	320	319	320	319	314	307	297	301	302	306	309	300
MAPP	767	746	734	740	747	749	790	793	794	809	814	823
SSI	5812	5816	5831	5863	5872	5878	5801	5829	5861	5861	5876	5897
SSI-Related	1653	1677	1699	1717	1733	1745	1759	1758	1766	1778	1787	1785
Waiver	1997	1989	2005	2013	2024	2041	2014	2020	2009	2006	2009	2021
Elderly & Disabled Coverage Total	10549	10547	10589	10652	10690	10720	10661	10701	10732	10760	10795	10826
Family Planning Only Services	1170	1163	1160	1151	1147	1143	1147	1152	1151	1153	1151	1142
Foster Care	337	335	338	347	351	361	358	358	355	364	363	362
Medicare Beneficiaries	465	464	463	461	455	455	454	459	472	468	462	459
Miscellaneous	65	64	68	70	75	78	79	79	84	85	92	97
Subsidized Adoption	1	1	1	1	1	1	1	1	1	2	2	2
Well Woman MA	13	13	13	13	13	13	13	13	13	13	13	13
Other Coverage Total	2051	2040	2043	2043	2042	2051	2052	2062	2076	2085	2083	2075
Total Coverage	55585	55781	56032	56292	56504	56735	57014	57411	57697	58017	58373	58700

WISCONSIN MEDICAID

Note: Wisconsin implemented BadgerCare Plus on 2/01/2008. Because BadgerCare Plus simplified the eligibility determination, categories for Family Coverage were changed from sub-programs to types of individuals. This report shows the number of members certified by each county or tribe. The county of certification may or may not be the county of residence.

COUNTY OR TRIBE: RACINE**2021**

	JAN	FEB	MAR	APR	MAY	JUN	JUL	AUG	SEP	OCT	NOV	DEC
Childless Adults	8687	8881	9030	9161	9299	9425	9596	9710	9816	9947	10036	10143
Children	17170	17256	17246	17315	17354	17307	17267	17247	17190	17065	16887	16727
Express Enroll-Children	1	1	1	1	1	1
Express Enroll-PW	1
Income Extensions	5766	5886	6082	6250	6400	6573	6775	7013	7223	7586	8010	8327
Parents/Caretakers	6479	6543	6585	6606	6634	6660	6624	6599	6555	6428	6358	6332
Pregnant Women	977	998	1016	1040	1041	1041	1056	1058	1097	1115	1102	1095
Youths Exiting	14	15	15	15	17	17	16	16	17	17	18	17
BadgerCare Plus Total	39094	39579	39974	40387	40745	41023	41335	41644	41899	42159	42412	42642
Institutionalized	338	324	322	326	339	344	357	353	343	341	330	325
MAPP	680	694	715	729	728	739	753	757	753	756	765	772
SSI	5714	5726	5733	5745	5725	5733	5752	5768	5780	5779	5801	5815
SSI-Related	1464	1489	1510	1519	1528	1542	1559	1562	1589	1604	1626	1641
Waiver	1871	1887	1901	1901	1921	1934	1951	1975	1983	1979	1985	1998
Elderly & Disabled Coverage Total	10067	10120	10181	10220	10241	10292	10372	10415	10448	10459	10507	10551
Family Planning Only Services	1183	1162	1164	1163	1163	1167	1173	1175	1169	1165	1166	1158
Foster Care	293	294	299	304	298	298	294	297	316	323	327	332
Medicare Beneficiaries	473	477	477	480	480	480	476	478	480	472	470	467
Miscellaneous	53	52	54	57	58	59	72	73	71	65	69	65
Subsidized Adoption	1	1	1	1	1	1	1	1	1	1	1	1
Well Woman MA	12	12	12	12	13	13	13	14	14	14	14	14
Other Coverage Total	2015	1998	2007	2017	2013	2018	2029	2038	2051	2040	2047	2037
Total Coverage	51176	51697	52162	52624	52999	53333	53736	54097	54398	54658	54966	55230

WISCONSIN MEDICAID

Note: Wisconsin implemented BadgerCare Plus on 2/01/2008. Because BadgerCare Plus simplified the eligibility determination, categories for Family Coverage were changed from sub-programs to types of individuals. This report shows the number of members certified by each county or tribe. The county of certification may or may not be the county of residence.

COUNTY OR TRIBE: RACINE**2020**

	JAN	FEB	MAR	APR	MAY	JUN	JUL	AUG	SEP	OCT	NOV	DEC
Childless Adults	5768	5822	5889	6434	6793	7031	7331	7554	7803	8014	8243	8489
Children	15847	15959	15884	16522	16897	17045	17180	17258	17293	17223	17052	17112
Express Enroll-Children	.	2
Express Enroll-PW	1	1	1	1
Income Extensions	3831	3711	3678	3794	3727	3827	3953	4217	4558	4887	5339	5548
Parents/Caretakers	5229	5327	5346	5657	6059	6285	6328	6385	6400	6428	6421	6443
Pregnant Women	738	726	714	758	758	804	843	858	898	913	930	960
Youths Exiting	15	14	13	13	13	12	12	12	12	13	14	15
BadgerCare Plus Total	31429	31562	31524	33178	34247	35004	35647	36284	36964	37478	38000	38568
Institutionalized	414	418	419	412	400	393	393	388	366	362	359	346
Katie Beckett Program	6	7	7	7	7	1
MAPP	599	583	585	592	594	576	574	588	605	631	650	660
SSI	5639	5622	5616	5667	5675	5666	5640	5655	5665	5684	5694	5708
SSI-Related	1112	1161	1180	1241	1285	1327	1327	1339	1367	1390	1407	1436
Waiver	1790	1792	1798	1822	1837	1844	1858	1862	1860	1869	1874	1863
Elderly & Disabled Coverage Total	9560	9583	9605	9741	9798	9807	9792	9832	9863	9936	9984	10013
Family Planning Only Services	1235	1247	1237	1203	1203	1186	1168	1163	1158	1157	1163	1162
Foster Care	249	249	245	253	252	253	261	258	263	274	286	293
Medicare Beneficiaries	513	517	489	481	488	487	482	492	486	481	472	471
Miscellaneous	37	40	40	43	49	51	51	52	54	53	53	53
Subsidized Adoption	1
Well Woman MA	12	11	9	10	10	11	11	11	11	11	11	11
Other Coverage Total	2046	2064	2020	1990	2002	1988	1973	1976	1972	1976	1985	1991
Total Coverage	43035	43209	43149	44909	46047	46799	47412	48092	48799	49390	49969	50572

WISCONSIN MEDICAID

Note: Wisconsin implemented BadgerCare Plus on 2/01/2008. Because BadgerCare Plus simplified the eligibility determination, categories for Family Coverage were changed from sub-programs to types of individuals. This report shows the number of members certified by each county or tribe. The county of certification may or may not be the county of residence.

COUNTY OR TRIBE: RACINE**2019**

	JAN	FEB	MAR	APR	MAY	JUN	JUL	AUG	SEP	OCT	NOV	DEC
Childless Adults	5740	5746	5793	5801	5836	5811	5885	5959	5941	5862	5860	5800
Children	17032	16870	16804	16642	16605	16541	16340	16220	16002	15815	15716	15641
Express Enroll-Children	2	1	.	1	1	1	.
Express Enroll-PW	1	1
Income Extensions	2125	2345	2496	2643	2776	2863	3060	3257	3450	3672	3764	3927
Parents/Caretakers	5508	5505	5577	5634	5632	5676	5590	5542	5504	5344	5333	5228
Pregnant Women	779	773	785	765	774	754	765	759	734	728	716	709
Youths Exiting	18	17	18	17	17	17	18	18	17	16	16	15
BadgerCare Plus Total	31202	31256	31473	31502	31640	31664	31660	31756	31649	31438	31406	31320
Institutionalized	410	409	418	413	414	410	417	407	400	405	396	403
Katie Beckett Program	4	3	4	4	4	4	4	4	4	4	4	6
MAPP	627	633	645	647	675	688	702	696	674	646	619	612
SSI	5618	5606	5632	5632	5650	5637	5631	5634	5630	5651	5648	5632
SSI-Related	698	725	728	729	708	709	705	711	864	956	1028	1081
Waiver	1522	1533	1564	1595	1637	1638	1666	1692	1705	1730	1758	1766
Elderly & Disabled Coverage Total	8879	8909	8991	9020	9088	9086	9125	9144	9277	9392	9453	9500
Family Planning Only Services	1320	1287	1302	1267	1299	1296	1273	1290	1262	1265	1253	1254
Foster Care	290	293	273	270	271	276	275	266	255	254	242	240
Medicare Beneficiaries	711	717	700	704	697	698	698	718	599	569	549	521
Miscellaneous	35	38	38	41	51	46	40	41	40	37	37	33
Well Woman MA	10	10	12	11	12	12	12	12	12	12	13	12
Other Coverage Total	2366	2345	2325	2293	2330	2328	2298	2327	2168	2137	2094	2060
Total Coverage	42447	42510	42789	42815	43058	43078	43083	43227	43094	42967	42953	42880

WISCONSIN MEDICAID

Note: Wisconsin implemented BadgerCare Plus on 2/01/2008. Because BadgerCare Plus simplified the eligibility determination, categories for Family Coverage were changed from sub-programs to types of individuals. This report shows the number of members certified by each county or tribe. The county of certification may or may not be the county of residence.

COUNTY OR TRIBE: RED CLIFF TRIBE

2024

	JAN	FEB	MAR	APR	MAY	JUN	JUL	AUG	SEP	OCT	NOV	DEC
Childless Adults	118	111	110
Children	135	148	163
Income Extensions	147	139	117
Parents/Caretakers	103	109	100
Pregnant Women	6	7	7
Youths Exiting	1	1	1
BadgerCare Plus Total	510	515	498
MAPP	9	10	10
SSI-Related	23	23	22
Elderly & Disabled Coverage Total	32	33	32
Family Planning Only Services	16	16	20
Foster Care	1	1	1
Medicare Beneficiaries	11	12	13
Miscellaneous	.	.	1
Other Coverage Total	28	29	35
Total Coverage	570	577	565

WISCONSIN MEDICAID

Note: Wisconsin implemented BadgerCare Plus on 2/01/2008. Because BadgerCare Plus simplified the eligibility determination, categories for Family Coverage were changed from sub-programs to types of individuals. This report shows the number of members certified by each county or tribe. The county of certification may or may not be the county of residence.

COUNTY OR TRIBE: RED CLIFF TRIBE

2023

	JAN	FEB	MAR	APR	MAY	JUN	JUL	AUG	SEP	OCT	NOV	DEC
Childless Adults	152	153	153	152	154	148	135	125	121	121	117	117
Children	180	176	175	173	172	161	137	135	128	113	129	142
Income Extensions	181	173	171	171	178	176	174	178	169	165	158	146
Parents/Caretakers	116	119	119	122	122	117	112	107	104	95	102	109
Pregnant Women	12	12	11	9	8	8	9	6	7	6	5	5
Youths Exiting	4	4	3	3	3	2	2	2	2	2	2	2
BadgerCare Plus Total	645	637	632	630	637	612	569	553	531	502	513	521
MAPP	10	10	10	10	10	9	8	9	8	7	8	8
SSI-Related	22	23	23	24	25	26	24	25	23	22	21	22
Elderly & Disabled Coverage Total	32	33	33	34	35	35	32	34	31	29	29	30
Family Planning Only Services	14	14	14	14	14	16	20	19	19	21	18	16
Medicare Beneficiaries	10	10	10	10	10	11	11	9	10	11	12	12
Other Coverage Total	24	24	24	24	24	27	31	28	29	32	30	28
Total Coverage	701	694	689	688	696	674	632	615	591	563	572	579

WISCONSIN MEDICAID

Note: Wisconsin implemented BadgerCare Plus on 2/01/2008. Because BadgerCare Plus simplified the eligibility determination, categories for Family Coverage were changed from sub-programs to types of individuals. This report shows the number of members certified by each county or tribe. The county of certification may or may not be the county of residence.

COUNTY OR TRIBE: RED CLIFF TRIBE**2022**

	JAN	FEB	MAR	APR	MAY	JUN	JUL	AUG	SEP	OCT	NOV	DEC
Childless Adults	138	140	141	139	139	141	143	146	147	150	153	151
Children	197	191	192	192	191	190	190	189	180	181	183	181
Income Extensions	138	142	146	148	149	153	162	164	177	173	176	177
Parents/Caretakers	134	137	139	140	142	142	132	132	128	123	117	121
Pregnant Women	10	11	10	9	10	12	14	12	12	12	14	12
Youths Exiting	2	2	2	2	3	3	3	3	4	4	4	4
BadgerCare Plus Total	619	623	630	630	634	641	644	646	648	643	647	646
MAPP	9	9	10	10	10	10	10	10	10	10	10	10
SSI-Related	25	25	25	25	25	24	23	23	21	21	21	22
Elderly & Disabled Coverage Total	34	34	35	35	35	34	33	33	31	31	31	32
Family Planning Only Services	14	14	13	13	13	14	14	14	14	14	14	14
Medicare Beneficiaries	10	10	10	10	9	9	9	9	10	10	10	10
Other Coverage Total	24	24	23	23	22	23	23	23	24	24	24	24
Total Coverage	677	681	688	688	691	698	700	702	703	698	702	702

WISCONSIN MEDICAID

Note: Wisconsin implemented BadgerCare Plus on 2/01/2008. Because BadgerCare Plus simplified the eligibility determination, categories for Family Coverage were changed from sub-programs to types of individuals. This report shows the number of members certified by each county or tribe. The county of certification may or may not be the county of residence.

COUNTY OR TRIBE: RED CLIFF TRIBE

2021

	JAN	FEB	MAR	APR	MAY	JUN	JUL	AUG	SEP	OCT	NOV	DEC
Childless Adults	133	132	132	129	130	136	136	136	137	136	139	137
Children	241	237	235	231	224	218	209	208	203	202	197	199
Income Extensions	85	87	95	98	98	108	122	133	139	138	144	143
Parents/Caretakers	144	147	142	142	141	138	129	125	130	133	129	130
Pregnant Women	6	9	10	11	13	13	12	11	11	10	11	11
Youths Exiting	2	2	2	2	2	2	2	2	2	2	2	2
BadgerCare Plus Total	611	614	616	613	608	615	610	615	622	621	622	622
MAPP	8	8	8	9	9	9	9	9	8	8	9	9
SSI-Related	23	22	22	24	25	25	25	25	25	25	25	25
Waiver	2	2	2	1	1
Elderly & Disabled Coverage Total	33	32	32	34	35	34	34	34	33	33	34	34
Family Planning Only Services	18	19	18	18	17	15	15	15	16	15	15	14
Medicare Beneficiaries	11	11	11	11	11	11	11	9	9	9	10	10
Other Coverage Total	29	30	29	29	28	26	26	24	25	24	25	24
Total Coverage	673	676	677	676	671	675	670	673	680	678	681	680

WISCONSIN MEDICAID

Note: Wisconsin implemented BadgerCare Plus on 2/01/2008. Because BadgerCare Plus simplified the eligibility determination, categories for Family Coverage were changed from sub-programs to types of individuals. This report shows the number of members certified by each county or tribe. The county of certification may or may not be the county of residence.

COUNTY OR TRIBE: RED CLIFF TRIBE

2020

	JAN	FEB	MAR	APR	MAY	JUN	JUL	AUG	SEP	OCT	NOV	DEC
Childless Adults	99	104	108	113	117	119	120	121	120	123	128	135
Children	269	269	254	257	251	261	262	267	256	256	253	247
Income Extensions	39	38	34	36	42	47	50	49	61	66	71	79
Parents/Caretakers	112	115	115	116	123	126	128	130	128	130	136	137
Pregnant Women	8	7	8	8	7	7	7	7	8	8	7	8
Youths Exiting	1	1	1	1	1	1	1	1	1	2	2	2
BadgerCare Plus Total	528	534	520	531	541	561	568	575	574	585	597	608
MAPP	9	9	8	8	8	7	7	7	7	7	8	8
SSI-Related	14	15	16	16	18	20	21	22	22	23	23	22
Waiver	1	1	1	2	2	2	2	2	2	2	2	2
Elderly & Disabled Coverage Total	24	25	25	26	28	29	30	31	31	32	33	32
Family Planning Only Services	30	25	24	24	23	22	19	20	20	19	18	18
Medicare Beneficiaries	13	11	11	11	11	11	12	12	12	12	12	11
Other Coverage Total	43	36	35	35	34	33	31	32	32	31	30	29
Total Coverage	595	595	580	592	603	623	629	638	637	648	660	669

WISCONSIN MEDICAID

Note: Wisconsin implemented BadgerCare Plus on 2/01/2008. Because BadgerCare Plus simplified the eligibility determination, categories for Family Coverage were changed from sub-programs to types of individuals. This report shows the number of members certified by each county or tribe. The county of certification may or may not be the county of residence.

COUNTY OR TRIBE: RED CLIFF TRIBE**2019**

	JAN	FEB	MAR	APR	MAY	JUN	JUL	AUG	SEP	OCT	NOV	DEC
Childless Adults	92	96	97	100	99	103	108	104	102	101	98	100
Children	235	238	251	262	262	256	263	266	267	262	272	263
Income Extensions	59	59	60	57	55	55	49	42	48	49	49	47
Parents/Caretakers	105	107	111	109	112	109	107	112	105	106	110	111
Pregnant Women	5	6	7	8	9	10	12	10	10	10	9	6
Youths Exiting	2	1	1	1	1	1	1	1	1	1	1	1
BadgerCare Plus Total	498	507	527	537	538	534	540	535	533	529	539	528
MAPP	7	8	8	9	9	10	9	9	9	9	10	9
SSI-Related	5	4	5	5	6	6	8	8	11	12	15	15
Waiver	2	2	2	2	1	1	1	1	1	1	1	1
Elderly & Disabled Coverage Total	14	14	15	16	16	17	18	18	21	22	26	25
Family Planning Only Services	31	34	32	32	31	32	33	32	33	35	33	32
Medicare Beneficiaries	17	15	15	15	14	16	16	18	15	15	13	14
Other Coverage Total	48	49	47	47	45	48	49	50	48	50	46	46
Total Coverage	560	570	589	600	599	599	607	603	602	601	611	599

WISCONSIN MEDICAID

Note: Wisconsin implemented BadgerCare Plus on 2/01/2008. Because BadgerCare Plus simplified the eligibility determination, categories for Family Coverage were changed from sub-programs to types of individuals. This report shows the number of members certified by each county or tribe. The county of certification may or may not be the county of residence.

COUNTY OR TRIBE: RICHLAND

2024

	JAN	FEB	MAR	APR	MAY	JUN	JUL	AUG	SEP	OCT	NOV	DEC
Childless Adults	3300	3264	3277
Children	3195	3353	3715
Express Enroll-Children	.	1	3
Express Enroll-PW	.	1
Income Extensions	3333	3217	3064
Parents/Caretakers	1435	1434	1435
Pregnant Women	249	238	244
Youths Exiting	6	5	6
BadgerCare Plus Total	11518	11513	11744
Institutionalized	57	54	53
MAPP	272	273	269
SSI	353	347	347
SSI-Related	378	375	404
Waiver	212	204	194
Elderly & Disabled Coverage Total	1272	1253	1267
Family Planning Only Services	315	329	337
Foster Care	54	54	54
Medicare Beneficiaries	86	94	102
Miscellaneous	9	8	10
Subsidized Adoption	3	3	3
Well Woman MA	1	1	1
Other Coverage Total	468	489	507
Total Coverage	13258	13255	13518

WISCONSIN MEDICAID

Note: Wisconsin implemented BadgerCare Plus on 2/01/2008. Because BadgerCare Plus simplified the eligibility determination, categories for Family Coverage were changed from sub-programs to types of individuals. This report shows the number of members certified by each county or tribe. The county of certification may or may not be the county of residence.

COUNTY OR TRIBE: RICHLAND**2023**

	JAN	FEB	MAR	APR	MAY	JUN	JUL	AUG	SEP	OCT	NOV	DEC
Childless Adults	4199	4186	4172	4184	4218	4098	3933	3777	3599	3496	3440	3325
Children	4289	4232	4181	4178	4126	3896	3701	3507	3379	3355	3307	3221
Income Extensions	3001	2976	3008	3026	3080	3032	3094	3121	3158	3219	3279	3336
Parents/Caretakers	1751	1725	1718	1713	1697	1641	1609	1567	1513	1507	1493	1454
Pregnant Women	341	333	347	348	346	273	277	275	275	266	270	258
Youths Exiting	13	13	13	13	13	12	12	9	9	9	9	8
BadgerCare Plus Total	13594	13465	13439	13462	13480	12952	12626	12256	11933	11852	11798	11602
Institutionalized	49	50	53	55	56	63	64	61	59	54	54	57
MAPP	236	239	240	238	239	248	253	251	251	257	262	271
SSI	375	375	375	379	382	358	357	363	367	362	361	358
SSI-Related	392	386	391	393	393	384	381	375	372	377	367	377
Waiver	271	272	272	274	267	233	229	230	223	222	219	216
Elderly & Disabled Coverage Total	1323	1322	1331	1339	1337	1286	1284	1280	1272	1272	1263	1279
Family Planning Only Services	510	503	494	489	489	468	429	392	355	352	343	313
Foster Care	48	50	49	49	49	49	53	55	55	55	53	55
Medicare Beneficiaries	75	74	74	75	76	84	83	81	80	81	86	83
Miscellaneous	15	16	16	16	18	28	23	15	8	12	11	10
Subsidized Adoption	3	3	3	3	3	3	3	3	3	3	3	3
Well Woman MA	1	1	1	1
Other Coverage Total	651	646	636	632	635	632	591	546	502	504	497	465
Total Coverage	15568	15433	15406	15433	15452	14870	14501	14082	13707	13628	13558	13346

WISCONSIN MEDICAID

Note: Wisconsin implemented BadgerCare Plus on 2/01/2008. Because BadgerCare Plus simplified the eligibility determination, categories for Family Coverage were changed from sub-programs to types of individuals. This report shows the number of members certified by each county or tribe. The county of certification may or may not be the county of residence.

COUNTY OR TRIBE: RICHLAND**2022**

	JAN	FEB	MAR	APR	MAY	JUN	JUL	AUG	SEP	OCT	NOV	DEC
Childless Adults	3218	3261	3474	3587	3709	3942	4120	4235	4271	4258	4224	4196
Children	3720	3727	3965	4057	4182	4454	4609	4650	4604	4551	4474	4367
Express Enroll-PW	.	1
Income Extensions	2012	2078	2251	2333	2407	2643	2764	2859	2912	2913	2930	2959
Parents/Caretakers	1463	1468	1571	1621	1683	1794	1869	1901	1877	1854	1819	1788
Pregnant Women	260	264	294	298	302	315	331	341	338	335	340	338
Youths Exiting	14	14	15	15	17	17	17	17	17	16	15	14
BadgerCare Plus Total	10687	10813	11570	11911	12300	13165	13710	14003	14019	13927	13802	13662
Institutionalized	45	46	50	53	51	53	57	63	59	58	58	54
MAPP	170	163	158	158	165	185	215	231	233	235	235	237
SSI	364	363	365	364	369	366	355	362	369	370	369	373
SSI-Related	295	299	296	304	318	351	359	382	383	401	397	394
Waiver	252	258	260	262	264	273	274	274	274	270	270	271
Elderly & Disabled Coverage Total	1126	1129	1129	1141	1167	1228	1260	1312	1318	1334	1329	1329
Family Planning Only Services	387	392	408	428	447	483	492	509	525	523	517	513
Foster Care	48	49	49	49	48	46	47	50	49	51	52	49
Medicare Beneficiaries	60	61	62	62	60	67	70	74	75	76	75	76
Miscellaneous	13	13	13	13	12	15	15	16	15	15	15	15
Subsidized Adoption	3	3	3	3	3	3	3	3	3	3	3	3
Well Woman MA	1	1	1
Other Coverage Total	512	519	536	555	570	614	627	652	667	668	662	656
Total Coverage	12325	12461	13235	13607	14037	15007	15597	15967	16004	15929	15793	15647

WISCONSIN MEDICAID

Note: Wisconsin implemented BadgerCare Plus on 2/01/2008. Because BadgerCare Plus simplified the eligibility determination, categories for Family Coverage were changed from sub-programs to types of individuals. This report shows the number of members certified by each county or tribe. The county of certification may or may not be the county of residence.

COUNTY OR TRIBE: RICHLAND**2021**

	JAN	FEB	MAR	APR	MAY	JUN	JUL	AUG	SEP	OCT	NOV	DEC
Childless Adults	3154	3218	3290	3263	3274	3251	3248	3268	3248	3222	3214	3228
Children	4409	4384	4357	4307	4190	4129	4113	4047	3974	3890	3801	3765
Income Extensions	1512	1562	1603	1585	1585	1613	1644	1701	1721	1767	1862	1916
Parents/Caretakers	1798	1780	1790	1772	1743	1717	1705	1674	1623	1560	1529	1510
Pregnant Women	271	263	261	263	261	262	271	261	260	262	264	256
Youths Exiting	15	15	16	15	15	15	16	16	16	14	13	14
BadgerCare Plus Total	11159	11222	11317	11205	11068	10987	10997	10967	10842	10715	10683	10689
Institutionalized	59	60	60	61	61	60	56	53	54	53	51	46
MAPP	249	254	260	253	252	254	251	253	259	259	242	208
SSI	360	364	366	368	370	375	375	366	364	363	364	363
SSI-Related	348	362	371	372	373	372	370	372	374	370	359	343
Waiver	259	256	257	261	261	263	265	262	264	260	259	253
Elderly & Disabled Coverage Total	1275	1296	1314	1315	1317	1324	1317	1306	1315	1305	1275	1213
Family Planning Only Services	430	438	442	434	425	427	423	421	416	408	401	397
Foster Care	38	38	38	39	42	42	42	48	45	46	47	47
Medicare Beneficiaries	92	90	88	82	82	77	78	79	83	81	77	70
Miscellaneous	10	9	9	9	9	9	13	13	13	13	13	13
Subsidized Adoption	2	3	3	3	3	3	3	3	3	3	3	3
Well Woman MA	1	1	1	1	1	1	1	1	1	1	1	1
Other Coverage Total	573	579	581	568	562	559	560	565	561	552	542	531
Total Coverage	13007	13097	13212	13088	12947	12870	12874	12838	12718	12572	12500	12433

WISCONSIN MEDICAID

Note: Wisconsin implemented BadgerCare Plus on 2/01/2008. Because BadgerCare Plus simplified the eligibility determination, categories for Family Coverage were changed from sub-programs to types of individuals. This report shows the number of members certified by each county or tribe. The county of certification may or may not be the county of residence.

COUNTY OR TRIBE: RICHLAND**2020**

	JAN	FEB	MAR	APR	MAY	JUN	JUL	AUG	SEP	OCT	NOV	DEC
Childless Adults	1998	2013	2016	2169	2263	2330	2408	2512	2624	2892	2957	3078
Children	3783	3774	3798	3903	3954	3995	4031	4049	4123	4326	4338	4398
Income Extensions	1039	1044	1029	1066	1030	1040	1067	1157	1224	1326	1423	1478
Parents/Caretakers	1382	1367	1354	1425	1544	1589	1606	1608	1645	1746	1751	1776
Pregnant Women	168	168	177	187	193	199	210	218	237	260	261	262
Youths Exiting	11	11	11	13	13	13	13	13	14	13	14	16
BadgerCare Plus Total	8381	8377	8385	8763	8997	9166	9335	9557	9867	10563	10744	11008
Institutionalized	74	71	69	66	67	68	65	64	63	64	63	62
Katie Beckett Program	1	1	2	2	2
MAPP	237	228	222	228	220	222	229	237	242	245	241	244
SSI	347	347	344	353	359	356	364	366	368	365	363	362
SSI-Related	239	246	252	270	294	298	301	301	308	319	333	345
Waiver	240	245	245	254	255	254	256	256	256	256	253	257
Elderly & Disabled Coverage Total	1138	1138	1134	1173	1197	1198	1215	1224	1237	1249	1253	1270
Family Planning Only Services	374	368	376	378	387	395	398	391	396	413	408	415
Foster Care	27	35	34	34	34	35	35	35	35	38	38	38
Medicare Beneficiaries	93	96	94	89	85	85	84	85	87	93	93	90
Miscellaneous	7	4	3	4	4	4	4	6	6	8	9	10
Subsidized Adoption	2	2	2	2	2	2	2	2	2	2	2	2
Well Woman MA	1	1	1	1	1	1	1	1	1	1	1	1
Other Coverage Total	504	506	510	508	513	522	524	520	527	555	551	556
Total Coverage	10023	10021	10029	10444	10707	10886	11074	11301	11631	12367	12548	12834

WISCONSIN MEDICAID

Note: Wisconsin implemented BadgerCare Plus on 2/01/2008. Because BadgerCare Plus simplified the eligibility determination, categories for Family Coverage were changed from sub-programs to types of individuals. This report shows the number of members certified by each county or tribe. The county of certification may or may not be the county of residence.

COUNTY OR TRIBE: RICHLAND**2019**

	JAN	FEB	MAR	APR	MAY	JUN	JUL	AUG	SEP	OCT	NOV	DEC
Childless Adults	1836	1863	1839	1831	1815	1792	1793	1822	1872	2016	2013	1998
Children	3757	3716	3633	3568	3518	3454	3399	3432	3591	3798	3773	3755
Express Enroll-Children	.	.	1
Income Extensions	633	665	750	759	783	801	822	842	928	1019	1063	1064
Parents/Caretakers	1254	1265	1243	1247	1256	1234	1199	1205	1301	1393	1379	1373
Pregnant Women	161	159	163	158	153	142	138	147	148	167	154	161
Youths Exiting	15	14	14	14	13	12	12	12	10	11	10	9
BadgerCare Plus Total	7656	7682	7643	7577	7538	7435	7363	7460	7850	8404	8392	8360
Institutionalized	73	74	73	75	78	77	78	83	86	85	86	85
Katie Beckett Program	1	1	1	1	1	1	1	1	1	1	1	1
MAPP	257	259	261	260	268	273	272	280	260	255	247	234
SSI	351	348	349	345	349	345	344	340	343	345	341	344
SSI-Related	132	136	136	140	136	139	141	142	171	189	204	213
Waiver	231	235	234	229	225	227	230	236	236	241	242	240
Elderly & Disabled Coverage Total	1045	1053	1054	1050	1057	1062	1066	1082	1097	1116	1121	1117
Family Planning Only Services	471	467	463	452	446	441	431	422	408	398	384	386
Foster Care	35	35	30	30	29	30	30	29	28	28	28	28
Medicare Beneficiaries	120	115	116	114	118	110	115	108	97	94	94	96
Miscellaneous	8	11	8	9	11	11	9	8	7	6	6	10
Subsidized Adoption	2	3	3	3	3	3	3	2	3	2	2	2
Well Woman MA	2	2	2	2	2	2	2	2	2	2	2	2
Other Coverage Total	638	633	622	610	609	597	590	571	545	530	516	524
Total Coverage	9339	9368	9319	9237	9204	9094	9019	9113	9492	10050	10029	10001

WISCONSIN MEDICAID

Note: Wisconsin implemented BadgerCare Plus on 2/01/2008. Because BadgerCare Plus simplified the eligibility determination, categories for Family Coverage were changed from sub-programs to types of individuals. This report shows the number of members certified by each county or tribe. The county of certification may or may not be the county of residence.

COUNTY OR TRIBE: ROCK

2024

	JAN	FEB	MAR	APR	MAY	JUN	JUL	AUG	SEP	OCT	NOV	DEC
Childless Adults	7448	7089	6749
Children	11239	11661	12271
Express Enroll-PW	.	.	1
Income Extensions	10053	9400	8317
Parents/Caretakers	4735	4645	4530
Pregnant Women	854	822	760
Youths Exiting	19	19	18
BadgerCare Plus Total	34348	33636	32646
Institutionalized	275	276	272
MAPP	1392	1301	1258
SSI	3718	3670	3621
SSI-Related	1608	1588	1568
Waiver	802	826	829
Elderly & Disabled Coverage Total	7795	7661	7548
Family Planning Only Services	693	698	710
Foster Care	269	271	271
Medicare Beneficiaries	376	404	439
Miscellaneous	89	97	102
Well Woman MA	18	17	17
Other Coverage Total	1445	1487	1539
Total Coverage	43588	42784	41733

WISCONSIN MEDICAID

Note: Wisconsin implemented BadgerCare Plus on 2/01/2008. Because BadgerCare Plus simplified the eligibility determination, categories for Family Coverage were changed from sub-programs to types of individuals. This report shows the number of members certified by each county or tribe. The county of certification may or may not be the county of residence.

COUNTY OR TRIBE: ROCK**2023**

	JAN	FEB	MAR	APR	MAY	JUN	JUL	AUG	SEP	OCT	NOV	DEC
Childless Adults	9358	9424	9505	9593	9642	9553	9184	8812	8354	8078	7870	7630
Children	14027	14011	13977	13961	14035	13464	12821	12327	11903	11804	11524	11309
Income Extensions	9118	9234	9354	9409	9438	9434	9622	9757	9915	9948	10043	10061
Parents/Caretakers	5427	5450	5516	5516	5607	5454	5286	5173	5009	4951	4840	4832
Pregnant Women	1222	1239	1253	1271	1261	1004	979	985	1000	985	976	904
Youths Exiting	22	22	23	23	24	23	20	17	16	16	17	19
BadgerCare Plus Total	39174	39380	39628	39773	40007	38932	37912	37071	36197	35782	35270	34755
Institutionalized	253	252	257	258	258	278	285	288	283	282	278	274
MAPP	1252	1251	1248	1251	1263	1326	1339	1348	1387	1396	1423	1415
SSI	4041	4052	4069	4075	4088	3848	3844	3864	3858	3825	3813	3763
SSI-Related	1791	1798	1804	1817	1828	1797	1776	1713	1693	1677	1659	1645
Waiver	911	909	924	929	926	851	836	823	824	828	806	803
Elderly & Disabled Coverage Total	8248	8262	8302	8330	8363	8100	8080	8036	8045	8008	7979	7900
Family Planning Only Services	915	938	937	946	948	908	856	806	742	715	694	673
Foster Care	268	267	262	261	265	270	269	268	265	262	264	264
Medicare Beneficiaries	366	360	360	362	363	371	371	370	358	354	362	359
Miscellaneous	155	162	166	165	167	215	168	117	76	81	83	83
Well Woman MA	24	25	26	26	24	24	23	22	20	21	20	21
Other Coverage Total	1728	1752	1751	1760	1767	1788	1687	1583	1461	1433	1423	1400
Total Coverage	49150	49394	49681	49863	50137	48820	47679	46690	45703	45223	44672	44055

WISCONSIN MEDICAID

Note: Wisconsin implemented BadgerCare Plus on 2/01/2008. Because BadgerCare Plus simplified the eligibility determination, categories for Family Coverage were changed from sub-programs to types of individuals. This report shows the number of members certified by each county or tribe. The county of certification may or may not be the county of residence.

COUNTY OR TRIBE: ROCK**2022**

	JAN	FEB	MAR	APR	MAY	JUN	JUL	AUG	SEP	OCT	NOV	DEC
Childless Adults	8382	8444	8549	8601	8649	8709	8802	8891	8955	9034	9129	9257
Children	14137	14084	14075	14056	14058	14055	14068	14085	14122	14109	14098	14026
Income Extensions	7027	7278	7402	7542	7730	7894	8063	8198	8353	8603	8803	8955
Parents/Caretakers	5477	5469	5523	5584	5586	5566	5554	5568	5564	5498	5475	5467
Pregnant Women	1067	1081	1093	1104	1123	1138	1162	1170	1181	1210	1209	1204
Youths Exiting	16	17	18	20	21	21	21	21	22	22	21	23
BadgerCare Plus Total	36106	36373	36660	36907	37167	37383	37670	37933	38197	38476	38735	38932
Institutionalized	281	265	268	265	263	267	255	259	262	257	251	255
MAPP	1153	1135	1128	1134	1146	1142	1217	1221	1231	1242	1244	1249
SSI	4045	4046	4060	4055	4055	4060	3983	3998	4016	4016	4020	4033
SSI-Related	1679	1702	1727	1727	1733	1745	1722	1734	1747	1756	1777	1790
Waiver	832	861	874	882	887	889	892	899	903	911	917	920
Elderly & Disabled Coverage Total	7990	8009	8057	8063	8084	8103	8069	8111	8159	8182	8209	8247
Family Planning Only Services	896	898	894	891	889	898	902	906	910	910	910	911
Foster Care	270	271	268	271	276	275	271	284	278	275	275	269
Medicare Beneficiaries	384	382	377	374	380	375	377	372	368	366	363	366
Miscellaneous	131	136	136	138	142	144	150	150	151	151	153	155
Well Woman MA	22	23	23	23	23	23	24	24	24	24	25	25
Other Coverage Total	1703	1710	1698	1697	1710	1715	1724	1736	1731	1726	1726	1726
Total Coverage	45799	46092	46415	46667	46961	47201	47463	47780	48087	48384	48670	48905

WISCONSIN MEDICAID

Note: Wisconsin implemented BadgerCare Plus on 2/01/2008. Because BadgerCare Plus simplified the eligibility determination, categories for Family Coverage were changed from sub-programs to types of individuals. This report shows the number of members certified by each county or tribe. The county of certification may or may not be the county of residence.

COUNTY OR TRIBE: ROCK**2021**

	JAN	FEB	MAR	APR	MAY	JUN	JUL	AUG	SEP	OCT	NOV	DEC
Childless Adults	7189	7325	7421	7526	7613	7695	7823	7905	8005	8082	8183	8291
Children	14311	14367	14405	14452	14514	14540	14550	14543	14534	14425	14337	14223
Income Extensions	4672	4757	4889	4991	5118	5314	5479	5618	5770	6058	6417	6754
Parents/Caretakers	5652	5722	5763	5787	5817	5840	5800	5787	5765	5692	5612	5539
Pregnant Women	875	896	913	928	968	985	1011	1026	1047	1062	1055	1045
Youths Exiting	16	17	18	17	17	15	15	16	16	16	15	16
BadgerCare Plus Total	32715	33084	33409	33701	34047	34389	34678	34895	35137	35335	35619	35868
Institutionalized	273	279	278	283	280	281	285	284	282	283	278	280
MAPP	1094	1117	1119	1122	1126	1128	1138	1140	1138	1148	1145	1155
SSI	3965	3967	3984	4002	4008	4022	4038	4056	4068	4056	4050	4046
SSI-Related	1515	1520	1548	1570	1590	1605	1623	1632	1643	1647	1662	1667
Waiver	760	768	773	790	801	804	806	809	804	808	817	817
Elderly & Disabled Coverage Total	7607	7651	7702	7767	7805	7840	7890	7921	7935	7942	7952	7965
Family Planning Only Services	871	867	867	868	869	868	877	873	884	898	897	899
Foster Care	265	267	277	277	273	274	275	266	266	269	272	270
Medicare Beneficiaries	424	430	421	414	409	406	393	391	388	394	382	387
Miscellaneous	88	90	94	101	104	104	119	121	119	121	123	125
TB-Related	.	.	1	1	1	1	1	1	1	1	1	.
Well Woman MA	21	21	21	21	21	21	21	21	21	22	22	22
Other Coverage Total	1669	1675	1681	1682	1677	1674	1686	1673	1679	1705	1697	1703
Total Coverage	41991	42410	42792	43150	43529	43903	44254	44489	44751	44982	45268	45536

WISCONSIN MEDICAID

Note: Wisconsin implemented BadgerCare Plus on 2/01/2008. Because BadgerCare Plus simplified the eligibility determination, categories for Family Coverage were changed from sub-programs to types of individuals. This report shows the number of members certified by each county or tribe. The county of certification may or may not be the county of residence.

COUNTY OR TRIBE: ROCK**2020**

	JAN	FEB	MAR	APR	MAY	JUN	JUL	AUG	SEP	OCT	NOV	DEC
Childless Adults	4851	4889	4910	5321	5568	5787	6007	6201	6399	6611	6793	6996
Children	12865	12916	12849	13362	13640	13853	14067	14141	14223	14243	14184	14261
Express Enroll-PW	1	1
Income Extensions	3228	3190	3187	3253	3223	3225	3329	3544	3752	4017	4331	4541
Parents/Caretakers	4553	4540	4564	4834	5150	5323	5411	5492	5525	5541	5533	5593
Pregnant Women	658	653	651	715	730	758	791	810	828	844	860	880
Youths Exiting	16	16	16	15	16	16	18	17	18	18	17	16
BadgerCare Plus Total	26172	26205	26177	27500	28327	28962	29623	30205	30745	31274	31718	32287
Institutionalized	336	331	327	329	330	328	320	300	297	300	288	274
Katie Beckett Program	5	5	5	5	6
MAPP	1004	978	979	989	985	970	979	992	1013	1035	1047	1069
SSI	3971	3960	3944	3975	3979	3982	3990	3998	4008	4009	3992	3972
SSI-Related	1098	1154	1169	1261	1317	1359	1390	1424	1444	1463	1491	1500
Waiver	707	725	734	742	756	765	767	759	754	754	763	769
Elderly & Disabled Coverage Total	7121	7153	7158	7301	7373	7404	7446	7473	7516	7561	7581	7584
Family Planning Only Services	900	904	920	890	867	855	857	858	861	880	872	868
Foster Care	250	243	236	232	232	233	247	247	262	264	259	261
Medicare Beneficiaries	479	474	453	438	443	434	438	447	442	438	431	428
Miscellaneous	48	47	53	59	66	70	71	72	74	82	81	83
TB-Related	1	1	1
Well Woman MA	23	24	24	23	23	23	22	23	23	23	22	22
Other Coverage Total	1701	1693	1687	1642	1631	1615	1635	1647	1662	1687	1665	1662
Total Coverage	34994	35051	35022	36443	37331	37981	38704	39325	39923	40522	40964	41533

WISCONSIN MEDICAID

Note: Wisconsin implemented BadgerCare Plus on 2/01/2008. Because BadgerCare Plus simplified the eligibility determination, categories for Family Coverage were changed from sub-programs to types of individuals. This report shows the number of members certified by each county or tribe. The county of certification may or may not be the county of residence.

COUNTY OR TRIBE: ROCK**2019**

	JAN	FEB	MAR	APR	MAY	JUN	JUL	AUG	SEP	OCT	NOV	DEC
Childless Adults	4669	4643	4670	4699	4659	4687	4752	4793	4820	4800	4800	4824
Children	13982	13839	13781	13716	13577	13494	13440	13365	13151	12898	12817	12798
Express Enroll-PW	1	1
Income Extensions	1813	1977	2163	2282	2400	2537	2615	2766	3016	3215	3253	3264
Parents/Caretakers	4798	4775	4814	4832	4809	4788	4744	4761	4649	4592	4610	4588
Pregnant Women	634	624	629	619	620	634	674	675	664	654	636	633
Youths Exiting	14	16	15	14	16	16	14	14	14	14	14	14
BadgerCare Plus Total	25910	25874	26072	26162	26081	26156	26239	26374	26314	26173	26131	26122
Institutionalized	376	370	374	358	358	336	335	346	346	350	341	339
Katie Beckett Program	5	4	4	4	4	4	3	3	4	5	5	5
MAPP	1177	1163	1156	1160	1176	1178	1186	1181	1137	1110	1060	1035
SSI	4058	4043	4040	4042	4030	4013	3991	3977	3971	3988	3973	3963
SSI-Related	621	629	632	656	642	640	627	640	797	884	980	1057
Waiver	573	581	582	588	596	604	617	634	647	677	684	695
Elderly & Disabled Coverage Total	6810	6790	6788	6808	6806	6775	6759	6781	6902	7014	7043	7094
Family Planning Only Services	1028	1003	974	968	943	946	946	909	886	902	886	902
Foster Care	279	294	284	275	268	262	252	259	265	257	257	258
Medicare Beneficiaries	683	675	669	670	665	674	670	659	589	543	516	484
Miscellaneous	32	33	37	34	37	42	43	47	53	45	41	45
TB-Related	1	1	1	.	2	2	2	2	1	1	1	1
Well Woman MA	27	27	26	25	23	23	24	24	24	23	23	23
Other Coverage Total	2050	2033	1991	1972	1938	1949	1937	1900	1818	1771	1724	1713
Total Coverage	34770	34697	34851	34942	34825	34880	34935	35055	35034	34958	34898	34929

WISCONSIN MEDICAID

Note: Wisconsin implemented BadgerCare Plus on 2/01/2008. Because BadgerCare Plus simplified the eligibility determination, categories for Family Coverage were changed from sub-programs to types of individuals. This report shows the number of members certified by each county or tribe. The county of certification may or may not be the county of residence.

COUNTY OR TRIBE: RUSK

2024

	JAN	FEB	MAR	APR	MAY	JUN	JUL	AUG	SEP	OCT	NOV	DEC
Childless Adults	3	3	1
Children	37	40	35
Income Extensions	10	9	8
Parents/Caretakers	26	27	21
Pregnant Women	1	1	3
BadgerCare Plus Total	77	80	68
Institutionalized	1	1	1
MAPP	1	2	2
SSI	326	320	319
SSI-Related	2	3	4
Elderly & Disabled Coverage Total	330	326	326
Family Planning Only Services	3	2	2
Foster Care	47	48	47
Medicare Beneficiaries	1	1
Miscellaneous	4	4	4
Well Woman MA	1	1	1
Other Coverage Total	56	56	54
Total Coverage	463	462	448

WISCONSIN MEDICAID

Note: Wisconsin implemented BadgerCare Plus on 2/01/2008. Because BadgerCare Plus simplified the eligibility determination, categories for Family Coverage were changed from sub-programs to types of individuals. This report shows the number of members certified by each county or tribe. The county of certification may or may not be the county of residence.

COUNTY OR TRIBE: RUSK**2023**

	JAN	FEB	MAR	APR	MAY	JUN	JUL	AUG	SEP	OCT	NOV	DEC
Childless Adults	5	5	4	4	5	8	6	6	3	2	1	3
Children	29	31	12	12	15	19	18	21	34	40	36	35
Income Extensions	21	20	9	8	11	14	12	7	12	13	8	8
Parents/Caretakers	23	19	16	15	14	14	15	15	21	25	24	26
Pregnant Women	6	8	7	6	7	4	2	.	1	2	1	1
BadgerCare Plus Total	84	83	48	45	52	59	53	49	71	82	70	73
Institutionalized	1	1	1	1	1	1	1	1	1	1	1	1
MAPP	1	1	1	1	1	2	1	2	3	2	1	1
SSI	332	332	335	336	337	330	334	338	336	335	329	325
SSI-Related	2	2	1	1	1	1	1	1	1	.	1	2
Waiver	2	2	.	.	.	1	1	2	1	1	.	1
Elderly & Disabled Coverage Total	338	338	338	339	340	335	338	344	342	339	332	330
Family Planning Only Services	1	1	1	1	1	2	2
Foster Care	49	48	47	48	48	48	48	46	45	45	45	44
Miscellaneous	6	6	6	6	6	6	3	4	4	4	4	4
Well Woman MA	2	2	2	2	2	2	2	2	1	1	1	1
Other Coverage Total	57	56	55	56	56	57	54	53	51	51	52	51
Total Coverage	479	477	441	440	448	451	445	446	464	472	454	454

WISCONSIN MEDICAID

Note: Wisconsin implemented BadgerCare Plus on 2/01/2008. Because BadgerCare Plus simplified the eligibility determination, categories for Family Coverage were changed from sub-programs to types of individuals. This report shows the number of members certified by each county or tribe. The county of certification may or may not be the county of residence.

COUNTY OR TRIBE: RUSK**2022**

	JAN	FEB	MAR	APR	MAY	JUN	JUL	AUG	SEP	OCT	NOV	DEC
Childless Adults	11	6	6	10	12	8	5	5	6	6	9	5
Children	26	28	23	19	20	21	25	24	27	26	32	30
Income Extensions	12	7	10	8	10	9	7	10	7	10	15	16
Parents/Caretakers	17	15	13	13	13	12	14	16	14	14	17	17
Pregnant Women	1	1	2	3	4	3	2	3	3	3	3	4
BadgerCare Plus Total	67	57	54	53	59	53	53	58	57	59	76	72
Institutionalized	2	2	2	2	2	3	2	1	1	1	1	1
MAPP	.	1	.	1	1	1	1	1	1	3	3	2
SSI	335	335	343	343	339	340	336	332	333	331	331	330
SSI-Related	3	3	2	1	1	1	1	2	2	2	2	2
Waiver	1	1
Elderly & Disabled Coverage Total	340	341	347	347	343	345	340	336	337	337	338	336
Family Planning Only Services	1	1	.	.	1	1	1	1	1	2	2	1
Foster Care	47	48	48	49	48	52	52	51	51	51	46	47
Miscellaneous	4	4	6	6	6	6	6	6	6	6	6	6
Well Woman MA	2	2	2	2	2	2	2	2	2	2	2	2
Other Coverage Total	54	55	56	57	57	61	61	60	60	61	56	56
Total Coverage	461	453	457	457	459	459	454	454	454	457	470	464

WISCONSIN MEDICAID

Note: Wisconsin implemented BadgerCare Plus on 2/01/2008. Because BadgerCare Plus simplified the eligibility determination, categories for Family Coverage were changed from sub-programs to types of individuals. This report shows the number of members certified by each county or tribe. The county of certification may or may not be the county of residence.

COUNTY OR TRIBE: RUSK**2021**

	JAN	FEB	MAR	APR	MAY	JUN	JUL	AUG	SEP	OCT	NOV	DEC
Childless Adults	4	6	6	8	7	8	9	9	7	7	14	13
Children	39	39	28	28	28	30	29	22	21	22	21	26
Income Extensions	8	10	15	11	13	15	14	11	7	16	12	9
Parents/Caretakers	15	17	17	17	16	17	19	15	16	13	14	16
Pregnant Women	5	2	3	4	4	3	3	2	2	2	3	2
BadgerCare Plus Total	71	74	69	68	68	73	74	59	53	60	64	66
Institutionalized	1	2	4	2	2	2	2	2	2	2	2	2
MAPP	2	2	2	1	1	1
SSI	320	321	324	328	331	331	329	328	332	334	334	333
SSI-Related	3	2	2	4	5	5	3	2	4	3	2	3
Waiver	1	1	1	1	1	2	2	1	1	.	.	1
Elderly & Disabled Coverage Total	327	328	333	336	340	341	336	333	339	339	338	339
Foster Care	31	35	35	40	40	42	42	43	43	45	45	46
Miscellaneous	.	.	1	1	1	1	2	2	4	4	4	4
Well Woman MA	2	2	2	2	2	2	2	2	2	2	2	2
Other Coverage Total	33	37	38	43	43	45	46	47	49	51	51	52
Total Coverage	431	439	440	447	451	459	456	439	441	450	453	457

WISCONSIN MEDICAID

Note: Wisconsin implemented BadgerCare Plus on 2/01/2008. Because BadgerCare Plus simplified the eligibility determination, categories for Family Coverage were changed from sub-programs to types of individuals. This report shows the number of members certified by each county or tribe. The county of certification may or may not be the county of residence.

COUNTY OR TRIBE: RUSK

2020

	JAN	FEB	MAR	APR	MAY	JUN	JUL	AUG	SEP	OCT	NOV	DEC
Childless Adults	3	5	5	3	4	4	1	3	2	3	5	5
Children	63	50	43	35	32	33	39	23	20	19	29	32
Express Enroll-PW	.	1	1
Income Extensions	2	4	6	.	1	1	1	1	4	7	6	8
Parents/Caretakers	17	17	18	10	10	12	14	10	12	11	13	16
Pregnant Women	4	3	2	2	2	2	.	.	1	5	3	4
Youths Exiting	1	1	1
BadgerCare Plus Total	89	80	75	50	49	53	56	38	39	45	56	65
Institutionalized	2	1	1	1	1	1	1
Katie Beckett Program	1	1	1	1	1
MAPP	2	3	2	2	2	2	2	1	2	.	.	.
SSI	319	318	315	321	322	324	330	326	327	323	320	317
SSI-Related	2	2	.	1	2	1	1	1	.	.	2	.
Waiver	3	4	4	4	5	4	2	2	2	2	1	1
Elderly & Disabled Coverage Total	329	329	322	329	332	331	335	331	332	326	324	319
Family Planning Only Services	2	3	1	1	.	.	.
Foster Care	21	22	22	22	22	23	22	22	26	29	29	29
Medicare Beneficiaries	1	2	1	1
Miscellaneous	2	1	1
TB-Related	1	1	1	1	1	1
Well Woman MA	2	2	2	2	2	2	2	2	2	2	2	2
Other Coverage Total	29	31	26	25	25	26	25	24	29	31	32	32
Total Coverage	447	440	423	404	406	410	416	393	400	402	412	416

WISCONSIN MEDICAID

Note: Wisconsin implemented BadgerCare Plus on 2/01/2008. Because BadgerCare Plus simplified the eligibility determination, categories for Family Coverage were changed from sub-programs to types of individuals. This report shows the number of members certified by each county or tribe. The county of certification may or may not be the county of residence.

COUNTY OR TRIBE: RUSK**2019**

	JAN	FEB	MAR	APR	MAY	JUN	JUL	AUG	SEP	OCT	NOV	DEC
Childless Adults	6	7	11	2	5	4	1	2	5	3	4	4
Children	44	39	37	39	35	34	40	52	59	46	46	61
Income Extensions	10	7	4	2	4	3	3	9	5	3	4	2
Parents/Caretakers	20	16	13	15	18	17	17	21	20	15	13	21
Pregnant Women	6	3	2	.	.	4	4	5	4	1	4	2
Youths Exiting	1	1	.	.	1	.	.	.
BadgerCare Plus Total	86	72	67	58	63	63	65	89	94	68	71	90
Institutionalized	.	1	2	1	1	2	2	2
Katie Beckett Program	1	1	1	1	1	1	1	1	1	1	1	1
MAPP	2	.	.	2	2	2	3	2	2	2	2	2
SSI	306	309	313	313	313	317	313	314	314	316	317	314
SSI-Related	1	1	2	1	.	.	2	2	2	.	1	2
Waiver	4	3	3	4	4	7	6	8	5	6	4	3
Elderly & Disabled Coverage Total	314	315	319	321	320	327	327	328	325	327	327	324
Family Planning Only Services	4	3	2	5	2	3	2	2	2	1	1	1
Foster Care	24	24	24	21	22	22	24	27	27	26	26	26
Medicare Beneficiaries	4	2	2	1	1	.	1
Miscellaneous	1	.	.	1	1	2
Subsidized Adoption	1
Well Woman MA	2	2	2	2	2	2	2	2	2	2	2	2
Other Coverage Total	34	31	30	29	28	27	30	31	31	30	30	31
Total Coverage	434	418	416	408	411	417	422	448	450	425	428	445

WISCONSIN MEDICAID

Note: Wisconsin implemented BadgerCare Plus on 2/01/2008. Because BadgerCare Plus simplified the eligibility determination, categories for Family Coverage were changed from sub-programs to types of individuals. This report shows the number of members certified by each county or tribe. The county of certification may or may not be the county of residence.

COUNTY OR TRIBE: SAUK

2024

	JAN	FEB	MAR	APR	MAY	JUN	JUL	AUG	SEP	OCT	NOV	DEC
Childless Adults	1874	1783	1713
Children	2631	2705	2932
Income Extensions	2686	2511	2248
Parents/Caretakers	1212	1191	1178
Pregnant Women	196	186	170
Youths Exiting	3	4	4
BadgerCare Plus Total	8602	8380	8245
Institutionalized	125	111	113
MAPP	427	435	432
SSI	758	756	752
SSI-Related	364	352	374
Waiver	517	501	499
Elderly & Disabled Coverage Total	2191	2155	2170
Family Planning Only Services	224	226	237
Foster Care	117	120	121
Medicare Beneficiaries	126	128	136
Miscellaneous	19	22	21
Subsidized Adoption	1	1	1
Well Woman MA	10	11	9
Other Coverage Total	497	508	525
Total Coverage	11290	11043	10940

WISCONSIN MEDICAID

Note: Wisconsin implemented BadgerCare Plus on 2/01/2008. Because BadgerCare Plus simplified the eligibility determination, categories for Family Coverage were changed from sub-programs to types of individuals. This report shows the number of members certified by each county or tribe. The county of certification may or may not be the county of residence.

COUNTY OR TRIBE: SAUK**2023**

	JAN	FEB	MAR	APR	MAY	JUN	JUL	AUG	SEP	OCT	NOV	DEC
Childless Adults	2419	2430	2434	2448	2468	2436	2353	2260	2129	2078	1997	1921
Children	3244	3246	3240	3278	3245	3088	2926	2837	2763	2735	2714	2639
Income Extensions	2409	2441	2461	2506	2530	2520	2555	2599	2604	2610	2674	2701
Parents/Caretakers	1405	1435	1441	1458	1463	1375	1332	1315	1307	1282	1267	1241
Pregnant Women	284	275	290	296	290	249	237	236	230	227	216	207
Youths Exiting	7	7	7	7	7	7	6	4	3	3	3	3
BadgerCare Plus Total	9768	9834	9873	9993	10003	9675	9409	9251	9036	8935	8871	8712
Institutionalized	131	133	131	127	125	136	133	133	132	131	127	128
MAPP	442	420	370	375	375	400	398	409	417	415	409	420
SSI	829	829	837	837	841	798	796	798	792	787	780	765
SSI-Related	471	441	403	412	414	403	400	393	388	383	380	368
Waiver	617	605	605	606	606	547	543	543	546	537	534	524
Elderly & Disabled Coverage Total	2490	2428	2346	2357	2361	2284	2270	2276	2275	2253	2230	2205
Family Planning Only Services	274	275	276	281	280	265	266	252	242	236	234	227
Foster Care	118	118	123	122	122	115	120	126	130	127	120	119
Medicare Beneficiaries	153	150	141	140	140	137	136	138	135	133	135	124
Miscellaneous	29	29	32	32	32	34	31	24	17	16	19	20
Subsidized Adoption	1	1	1	1	1	3	3	3	1	1	1	1
Well Woman MA	13	13	13	13	12	12	11	11	9	9	9	9
Other Coverage Total	588	586	586	589	587	566	567	554	534	522	518	500
Total Coverage	12846	12848	12805	12939	12951	12525	12246	12081	11845	11710	11619	11417

WISCONSIN MEDICAID

Note: Wisconsin implemented BadgerCare Plus on 2/01/2008. Because BadgerCare Plus simplified the eligibility determination, categories for Family Coverage were changed from sub-programs to types of individuals. This report shows the number of members certified by each county or tribe. The county of certification may or may not be the county of residence.

COUNTY OR TRIBE: SAUK**2022**

	JAN	FEB	MAR	APR	MAY	JUN	JUL	AUG	SEP	OCT	NOV	DEC
Childless Adults	2275	2303	2290	2255	2231	2223	2252	2264	2277	2335	2379	2391
Children	3495	3480	3456	3283	3208	3162	3153	3161	3160	3243	3269	3254
Express Enroll-PW	1
Income Extensions	2093	2146	2149	2099	2061	2030	2043	2083	2131	2193	2276	2341
Parents/Caretakers	1485	1501	1551	1458	1436	1432	1435	1443	1413	1446	1438	1417
Pregnant Women	249	247	249	235	230	238	244	250	259	271	278	277
Youths Exiting	10	11	11	11	10	9	9	9	9	7	8	8
BadgerCare Plus Total	9607	9688	9706	9341	9176	9095	9136	9210	9249	9495	9648	9688
Institutionalized	163	156	155	155	155	148	139	134	138	137	135	133
MAPP	419	416	414	415	417	412	429	431	429	437	435	441
SSI	841	834	829	829	839	833	824	825	829	829	826	836
SSI-Related	438	442	450	454	455	459	456	455	458	462	467	474
Waiver	632	638	648	653	649	648	643	638	637	627	624	617
Elderly & Disabled Coverage Total	2493	2486	2496	2506	2515	2500	2491	2483	2491	2492	2487	2501
Family Planning Only Services	279	281	281	270	272	264	262	260	262	270	275	276
Foster Care	93	93	96	95	104	104	103	103	105	113	114	118
Medicare Beneficiaries	144	143	145	145	146	149	151	154	154	154	152	152
Miscellaneous	25	25	25	25	25	26	26	27	29	28	28	28
Subsidized Adoption	1	1	1	1	1	1	1	1	1	1	1	1
Well Woman MA	13	13	13	12	13	13	13	13	13	13	13	13
Other Coverage Total	555	556	561	548	561	557	556	558	564	579	583	588
Total Coverage	12655	12730	12763	12395	12252	12152	12183	12251	12304	12566	12718	12777

WISCONSIN MEDICAID

Note: Wisconsin implemented BadgerCare Plus on 2/01/2008. Because BadgerCare Plus simplified the eligibility determination, categories for Family Coverage were changed from sub-programs to types of individuals. This report shows the number of members certified by each county or tribe. The county of certification may or may not be the county of residence.

COUNTY OR TRIBE: SAUK**2021**

	JAN	FEB	MAR	APR	MAY	JUN	JUL	AUG	SEP	OCT	NOV	DEC
Childless Adults	1724	1761	1786	1831	1873	1911	1951	2008	2079	2131	2191	2228
Children	3444	3475	3493	3506	3517	3526	3539	3577	3590	3566	3555	3524
Express Enroll-Children	.	1	1
Income Extensions	1313	1335	1367	1407	1432	1470	1517	1567	1633	1782	1908	2024
Parents/Caretakers	1468	1502	1507	1505	1519	1508	1509	1516	1548	1543	1511	1485
Pregnant Women	214	209	206	214	218	220	222	234	235	243	242	246
Youths Exiting	7	8	8	8	8	8	8	9	8	11	11	11
BadgerCare Plus Total	8170	8291	8368	8471	8567	8643	8746	8911	9093	9276	9418	9518
Institutionalized	174	168	165	165	164	168	169	168	172	175	166	168
MAPP	392	391	393	399	404	406	408	414	416	425	422	418
SSI	794	802	808	818	812	819	826	841	839	841	842	842
SSI-Related	392	396	400	405	411	416	419	425	427	428	432	442
Waiver	629	616	625	633	634	628	625	628	629	634	634	624
Elderly & Disabled Coverage Total	2381	2373	2391	2420	2425	2437	2447	2476	2483	2503	2496	2494
Family Planning Only Services	244	244	250	252	258	268	264	262	269	278	277	283
Foster Care	61	63	64	67	71	72	75	77	76	78	81	86
Medicare Beneficiaries	157	159	155	153	153	148	144	143	146	144	144	149
Miscellaneous	16	18	17	18	18	20	22	22	23	23	23	23
Subsidized Adoption	.	.	.	1	1	1	1	1	1	1	1	1
Well Woman MA	11	11	11	11	11	11	11	12	13	13	13	13
Other Coverage Total	489	495	497	502	512	520	517	517	528	537	539	555
Total Coverage	11040	11159	11256	11393	11504	11600	11710	11904	12104	12316	12453	12567

WISCONSIN MEDICAID

Note: Wisconsin implemented BadgerCare Plus on 2/01/2008. Because BadgerCare Plus simplified the eligibility determination, categories for Family Coverage were changed from sub-programs to types of individuals. This report shows the number of members certified by each county or tribe. The county of certification may or may not be the county of residence.

COUNTY OR TRIBE: SAUK**2020**

	JAN	FEB	MAR	APR	MAY	JUN	JUL	AUG	SEP	OCT	NOV	DEC
Childless Adults	1092	1101	1103	1220	1280	1334	1419	1486	1543	1590	1645	1682
Children	3155	3199	3178	3298	3377	3427	3491	3481	3474	3463	3447	3441
Express Enroll-PW	.	.	1
Income Extensions	830	816	776	815	802	822	852	927	1037	1114	1180	1247
Parents/Caretakers	1099	1119	1150	1254	1357	1407	1453	1462	1450	1452	1443	1464
Pregnant Women	138	129	125	145	157	161	166	179	188	196	204	206
Youths Exiting	6	6	6	6	6	6	7	8	9	9	7	7
BadgerCare Plus Total	6320	6370	6339	6738	6979	7157	7388	7543	7701	7824	7926	8047
Institutionalized	202	196	197	199	200	197	198	197	193	187	184	182
Katie Beckett Program	3	3	3	3	3
MAPP	387	382	367	370	366	361	366	369	373	375	380	389
SSI	767	776	785	795	794	796	791	793	800	795	797	794
SSI-Related	282	300	308	328	345	352	364	366	374	377	382	384
Waiver	600	596	607	613	620	625	623	633	638	637	639	637
Elderly & Disabled Coverage Total	2241	2253	2267	2308	2328	2331	2342	2358	2378	2371	2382	2386
Family Planning Only Services	219	223	223	217	222	227	230	229	231	247	248	242
Foster Care	42	43	44	43	45	45	46	52	54	57	57	59
Medicare Beneficiaries	171	171	175	170	168	164	162	164	161	159	155	158
Miscellaneous	13	10	10	11	11	12	13	12	15	15	15	16
Well Woman MA	9	10	10	10	10	10	11	11	11	11	11	11
Other Coverage Total	454	457	462	451	456	458	462	468	472	489	486	486
Total Coverage	9015	9080	9068	9497	9763	9946	10192	10369	10551	10684	10794	10919

WISCONSIN MEDICAID

Note: Wisconsin implemented BadgerCare Plus on 2/01/2008. Because BadgerCare Plus simplified the eligibility determination, categories for Family Coverage were changed from sub-programs to types of individuals. This report shows the number of members certified by each county or tribe. The county of certification may or may not be the county of residence.

COUNTY OR TRIBE: SAUK**2019**

	JAN	FEB	MAR	APR	MAY	JUN	JUL	AUG	SEP	OCT	NOV	DEC
Childless Adults	973	973	994	1006	1016	1019	1024	1028	1024	1027	1039	1057
Children	3269	3230	3235	3230	3203	3158	3084	3106	3089	3108	3098	3101
Income Extensions	548	571	580	633	656	709	775	833	847	852	859	886
Parents/Caretakers	1164	1159	1168	1172	1168	1160	1130	1124	1119	1130	1118	1109
Pregnant Women	134	132	137	130	123	125	124	118	119	128	122	137
Youths Exiting	4	5	6	6	5	5	5	6	7	6	7	7
BadgerCare Plus Total	6092	6070	6120	6177	6171	6176	6142	6215	6205	6251	6243	6297
Institutionalized	192	184	193	196	197	187	185	191	190	194	191	197
Katie Beckett Program	4	4	3	3	3	3	3	3	3	3	3	3
MAPP	301	306	310	311	308	309	313	318	326	353	337	347
SSI	798	813	819	817	814	810	790	783	786	782	774	776
SSI-Related	64	67	67	67	68	71	75	79	123	197	225	243
Waiver	550	562	563	559	552	553	565	571	576	584	596	598
Elderly & Disabled Coverage Total	1909	1936	1955	1953	1942	1933	1931	1945	2004	2113	2126	2164
Family Planning Only Services	243	240	250	247	238	233	232	237	234	235	228	217
Foster Care	46	43	43	44	42	43	42	43	41	40	39	44
Medicare Beneficiaries	161	163	167	166	166	168	156	158	152	163	155	152
Miscellaneous	7	7	7	6	7	11	13	12	10	12	13	13
Subsidized Adoption	.	.	.	1
Well Woman MA	9	9	9	9	9	9	9	9	9	10	9	8
Other Coverage Total	466	462	476	473	462	464	452	459	446	460	444	434
Total Coverage	8467	8468	8551	8603	8575	8573	8525	8619	8655	8824	8813	8895

WISCONSIN MEDICAID

Note: Wisconsin implemented BadgerCare Plus on 2/01/2008. Because BadgerCare Plus simplified the eligibility determination, categories for Family Coverage were changed from sub-programs to types of individuals. This report shows the number of members certified by each county or tribe. The county of certification may or may not be the county of residence.

COUNTY OR TRIBE: SAWYER

2024

	JAN	FEB	MAR	APR	MAY	JUN	JUL	AUG	SEP	OCT	NOV	DEC
Childless Adults	7	6	4
Children	23	15	16
Income Extensions	6	6	4
Parents/Caretakers	12	10	8
Pregnant Women	.	.	1
BadgerCare Plus Total	48	37	33
SSI	289	287	284
SSI-Related	2	1	1
Waiver	.	1
Elderly & Disabled Coverage Total	291	289	285
Family Planning Only Services	1	1	1
Foster Care	56	57	57
Miscellaneous	7	7	7
Well Woman MA	1	1	1
Other Coverage Total	65	66	66
Total Coverage	404	392	384

WISCONSIN MEDICAID

Note: Wisconsin implemented BadgerCare Plus on 2/01/2008. Because BadgerCare Plus simplified the eligibility determination, categories for Family Coverage were changed from sub-programs to types of individuals. This report shows the number of members certified by each county or tribe. The county of certification may or may not be the county of residence.

COUNTY OR TRIBE: SAWYER

2023

	JAN	FEB	MAR	APR	MAY	JUN	JUL	AUG	SEP	OCT	NOV	DEC
Childless Adults	7	6	5	8	11	8	10	10	9	10	10	7
Children	18	16	17	17	18	18	22	20	17	19	20	21
Income Extensions	11	15	10	5	5	6	3	6	8	8	10	8
Parents/Caretakers	8	7	9	7	9	12	9	11	9	8	12	13
Pregnant Women	2	2	1	1	.	.	1	2	1	2	1	1
BadgerCare Plus Total	46	46	42	38	43	44	45	49	44	47	53	50
Institutionalized	2	1	1	1	1	1	1	1	1	1	1	1
MAPP	1	1	2	2	1	.	.
SSI	332	331	333	332	335	307	306	301	301	293	291	289
SSI-Related	2	2	2	2	2	3	4	5	6	4	3	3
Waiver	1	.	1	1	.	1	2	1	1	2	4	3
Elderly & Disabled Coverage Total	337	334	337	336	338	313	314	310	311	301	299	296
Family Planning Only Services	1	1	1	1	1	1	1	1	1	1	2	1
Foster Care	57	54	54	54	53	53	55	57	55	56	56	57
Miscellaneous	8	8	8	8	8	9	7	7	7	7	7	7
Well Woman MA	3	3	3	3	3	3	3	2	2	2	2	2
Other Coverage Total	69	66	66	66	65	66	66	67	65	66	67	67
Total Coverage	452	446	445	440	446	423	425	426	420	414	419	413

WISCONSIN MEDICAID

Note: Wisconsin implemented BadgerCare Plus on 2/01/2008. Because BadgerCare Plus simplified the eligibility determination, categories for Family Coverage were changed from sub-programs to types of individuals. This report shows the number of members certified by each county or tribe. The county of certification may or may not be the county of residence.

COUNTY OR TRIBE: SAWYER

2022

	JAN	FEB	MAR	APR	MAY	JUN	JUL	AUG	SEP	OCT	NOV	DEC
Childless Adults	10	9	7	6	6	7	7	9	10	8	7	9
Children	20	19	12	17	17	19	14	15	16	16	15	18
Income Extensions	9	12	11	10	10	9	6	15	13	19	15	15
Parents/Caretakers	12	11	5	8	10	11	6	6	7	10	11	7
Pregnant Women	2	1	1	1	2	3
BadgerCare Plus Total	53	52	35	41	43	46	33	45	47	54	50	52
Institutionalized	2	1	1	1	1	1	1	1	1	1	1	1
MAPP	1	1	1	.	.	.	2	2
SSI	336	335	334	335	340	343	327	327	331	334	330	331
SSI-Related	2	2	1	1	1	1	1	2	3	2	2	2
Waiver	1	1	1	1	1	2	1	4	1	.	1	.
Elderly & Disabled Coverage Total	342	340	338	338	343	347	332	336	336	337	334	334
Family Planning Only Services	.	1	1	3	1	1	1	1	1	1	1	1
Foster Care	54	55	56	58	61	62	62	64	61	60	59	56
Miscellaneous	4	4	4	4	4	4	4	4	7	7	7	7
Well Woman MA	4	4	3	3	3	3	3	3	3	3	3	3
Other Coverage Total	62	64	64	68	69	70	70	72	72	71	70	67
Total Coverage	457	456	437	447	455	463	435	453	455	462	454	453

WISCONSIN MEDICAID

Note: Wisconsin implemented BadgerCare Plus on 2/01/2008. Because BadgerCare Plus simplified the eligibility determination, categories for Family Coverage were changed from sub-programs to types of individuals. This report shows the number of members certified by each county or tribe. The county of certification may or may not be the county of residence.

COUNTY OR TRIBE: SAWYER**2021**

	JAN	FEB	MAR	APR	MAY	JUN	JUL	AUG	SEP	OCT	NOV	DEC
Childless Adults	5	6	6	6	7	7	7	7	8	10	8	7
Children	46	43	37	33	29	24	21	24	25	26	22	26
Income Extensions	11	6	3	7	7	3	2	4	5	9	6	9
Parents/Caretakers	17	13	13	14	14	9	10	12	14	12	11	14
Pregnant Women	2	1	1	3	3	2	1	2
Youths Exiting	2	2	2	2	2	1
BadgerCare Plus Total	83	71	61	62	59	44	41	50	55	59	48	58
Institutionalized	1	4	4	7	7	5	4	3	2	2	2	2
MAPP	1	1	1	1	2	3	3	4	2	1	3	2
SSI	330	333	336	338	334	337	337	337	338	340	338	338
SSI-Related	3	3	3	3	3	3	3	3	3	2	2	2
Waiver	2	2	3	2	3	3	4	4	2	2	1	1
Elderly & Disabled Coverage Total	337	343	347	351	349	351	351	351	347	347	346	345
Foster Care	45	45	45	48	50	54	53	55	57	54	54	55
Medicare Beneficiaries	1	1	1
Miscellaneous	3	3	3	3	3	4	4	4	4	4	4	4
Well Woman MA	4	4	4	4	4	4	4	4	4	4	4	4
Other Coverage Total	53	53	53	55	57	62	61	63	65	62	62	63
Total Coverage	473	467	461	468	465	457	453	464	467	468	456	466

WISCONSIN MEDICAID

Note: Wisconsin implemented BadgerCare Plus on 2/01/2008. Because BadgerCare Plus simplified the eligibility determination, categories for Family Coverage were changed from sub-programs to types of individuals. This report shows the number of members certified by each county or tribe. The county of certification may or may not be the county of residence.

COUNTY OR TRIBE: SAWYER**2020**

	JAN	FEB	MAR	APR	MAY	JUN	JUL	AUG	SEP	OCT	NOV	DEC
Childless Adults	7	5	4	3	3	3	3	4	5	7	7	4
Children	29	33	37	37	37	36	38	40	43	37	41	42
Income Extensions	8	12	11	10	12	10	6	8	15	18	14	10
Parents/Caretakers	19	22	22	19	21	19	19	20	22	22	18	19
Pregnant Women	2	2	2	3	4	3	3	4	5	3	4	1
Youths Exiting	.	.	1	1	1	1	1
BadgerCare Plus Total	65	74	77	72	77	71	69	76	91	88	85	77
Institutionalized	1	1	1	1	1	1	1	1	1	1	1	1
MAPP	1	1	2	2	1	1	1	1
SSI	325	325	328	331	330	329	330	328	325	320	324	325
SSI-Related	3	5	4	4	2	3	2	2	3	3	3	3
Waiver	2	1	.	1	.	.	1	1
Elderly & Disabled Coverage Total	330	332	335	338	336	334	333	332	329	325	330	331
Family Planning Only Services	1	1	1	1	1	1	2	2	2	2	1	.
Foster Care	44	40	37	37	38	37	38	38	37	37	40	45
Medicare Beneficiaries	1	2	1
Miscellaneous	4	4	4	4	4	4	3	3	3	3	3	3
Well Woman MA	4	4	4	4	4	4	4	4	4	4	4	4
Other Coverage Total	54	51	47	46	47	46	47	47	46	46	48	52
Total Coverage	449	457	459	456	460	451	449	455	466	459	463	460

WISCONSIN MEDICAID

Note: Wisconsin implemented BadgerCare Plus on 2/01/2008. Because BadgerCare Plus simplified the eligibility determination, categories for Family Coverage were changed from sub-programs to types of individuals. This report shows the number of members certified by each county or tribe. The county of certification may or may not be the county of residence.

COUNTY OR TRIBE: SAWYER**2019**

	JAN	FEB	MAR	APR	MAY	JUN	JUL	AUG	SEP	OCT	NOV	DEC
Childless Adults	14	11	9	7	4	5	5	5	6	7	7	6
Children	34	35	32	41	40	46	47	37	29	32	27	30
Income Extensions	.	.	.	2	4	3	11	12	15	12	10	8
Parents/Caretakers	18	20	16	20	17	19	16	18	15	25	16	16
Pregnant Women	2	4	4	5	7	7	4	2	4	3	3	2
BadgerCare Plus Total	68	70	61	75	72	80	83	74	69	79	63	62
Institutionalized	.	.	1	1	1	2	2	1	1	1	1	1
MAPP	3	4	2	5	4	3	3	5	3	1	.	1
SSI	304	296	293	295	299	301	302	304	317	319	322	323
SSI-Related	.	.	1	2	2	6	10	5
Waiver	2	.	.	.	1	.	1	2
Elderly & Disabled Coverage Total	309	300	297	301	305	306	308	314	323	327	333	330
Family Planning Only Services	2	2	2	3	4	3	2	.	.	1	1	.
Foster Care	48	51	46	40	43	46	44	45	47	48	47	47
Medicare Beneficiaries	2	1	3	2	1	1	.	1	1	.	1	2
Miscellaneous	2	2	3	3	3	4	4	4	4	4	4	4
Subsidized Adoption	1	1	1
Well Woman MA	4	4	4	4	4	4	4	4	4	4	4	4
Other Coverage Total	59	61	59	52	55	58	54	54	56	57	57	57
Total Coverage	436	431	417	428	432	444	445	442	448	463	453	449

WISCONSIN MEDICAID

Note: Wisconsin implemented BadgerCare Plus on 2/01/2008. Because BadgerCare Plus simplified the eligibility determination, categories for Family Coverage were changed from sub-programs to types of individuals. This report shows the number of members certified by each county or tribe. The county of certification may or may not be the county of residence.

COUNTY OR TRIBE: SHAWANO

2024

	JAN	FEB	MAR	APR	MAY	JUN	JUL	AUG	SEP	OCT	NOV	DEC
Childless Adults	1452	1402	1382
Children	2341	2405	2573
Express Enroll-PW	1
Income Extensions	2250	2153	1847
Parents/Caretakers	1050	1026	997
Pregnant Women	194	189	172
Youths Exiting	3	3	3
BadgerCare Plus Total	7291	7178	6974
Institutionalized	65	67	61
MAPP	290	274	258
SSI	675	668	662
SSI-Related	330	327	326
Waiver	279	281	281
Elderly & Disabled Coverage Total	1639	1617	1588
Family Planning Only Services	150	154	166
Foster Care	93	92	96
Medicare Beneficiaries	152	155	164
Miscellaneous	21	24	24
Well Woman MA	9	6	5
Other Coverage Total	425	431	455
Total Coverage	9355	9226	9017

WISCONSIN MEDICAID

Note: Wisconsin implemented BadgerCare Plus on 2/01/2008. Because BadgerCare Plus simplified the eligibility determination, categories for Family Coverage were changed from sub-programs to types of individuals. This report shows the number of members certified by each county or tribe. The county of certification may or may not be the county of residence.

COUNTY OR TRIBE: SHAWANO**2023**

	JAN	FEB	MAR	APR	MAY	JUN	JUL	AUG	SEP	OCT	NOV	DEC
Childless Adults	1788	1790	1828	1848	1852	1827	1766	1715	1625	1593	1559	1519
Children	3036	3007	3028	3003	3001	2878	2736	2656	2555	2526	2457	2373
Express Enroll-PW	1	2	1	.	.	1
Income Extensions	1973	2015	2017	2034	2036	2020	2045	2088	2137	2194	2195	2235
Parents/Caretakers	1258	1257	1267	1285	1319	1271	1237	1233	1199	1158	1110	1063
Pregnant Women	268	272	272	264	259	232	228	220	210	215	210	202
Youths Exiting	6	6	6	6	5	5	4	3	3	3	3	3
BadgerCare Plus Total	8330	8347	8418	8440	8472	8233	8016	7917	7730	7689	7534	7396
Institutionalized	67	69	64	65	68	80	80	78	74	72	76	66
MAPP	263	266	272	271	271	284	283	277	279	287	292	299
SSI	733	731	730	732	737	711	703	704	702	700	695	686
SSI-Related	346	346	351	351	357	347	348	341	334	335	339	336
Waiver	332	337	338	337	330	298	294	291	294	290	278	279
Elderly & Disabled Coverage Total	1741	1749	1755	1756	1763	1720	1708	1691	1683	1684	1680	1666
Family Planning Only Services	180	184	187	187	187	176	169	165	165	154	157	152
Foster Care	81	77	79	81	81	82	84	87	92	94	94	95
Medicare Beneficiaries	156	156	154	152	150	149	151	149	147	148	144	142
Miscellaneous	27	27	28	28	28	31	24	22	21	21	21	21
Well Woman MA	9	10	10	10	10	9	9	9	9	9	9	9
Other Coverage Total	453	454	458	458	456	447	437	432	434	426	425	419
Total Coverage	10524	10550	10631	10654	10691	10400	10161	10040	9847	9799	9639	9481

WISCONSIN MEDICAID

Note: Wisconsin implemented BadgerCare Plus on 2/01/2008. Because BadgerCare Plus simplified the eligibility determination, categories for Family Coverage were changed from sub-programs to types of individuals. This report shows the number of members certified by each county or tribe. The county of certification may or may not be the county of residence.

COUNTY OR TRIBE: SHAWANO**2022**

	JAN	FEB	MAR	APR	MAY	JUN	JUL	AUG	SEP	OCT	NOV	DEC
Childless Adults	1515	1530	1546	1558	1588	1613	1640	1659	1675	1701	1714	1746
Children	2998	2983	2986	2971	2980	2988	2994	3016	3024	3031	3007	3026
Express Enroll-PW	1	1	.	.	.	1	2	1	1	1	1	.
Income Extensions	1529	1585	1624	1656	1677	1715	1733	1755	1776	1814	1895	1940
Parents/Caretakers	1227	1222	1235	1248	1249	1236	1235	1243	1264	1242	1243	1251
Pregnant Women	219	223	232	230	237	254	259	260	258	263	257	263
Youths Exiting	5	5	5	5	6	6	6	5	7	6	5	5
BadgerCare Plus Total	7494	7549	7628	7668	7737	7813	7869	7939	8005	8058	8122	8231
Institutionalized	66	68	68	68	67	65	65	66	69	71	62	66
MAPP	236	241	238	238	245	245	261	262	259	261	261	263
SSI	708	710	720	724	726	721	706	710	714	718	725	724
SSI-Related	337	337	338	347	350	349	335	337	339	341	340	341
Waiver	340	339	341	339	340	342	343	342	337	341	338	330
Elderly & Disabled Coverage Total	1687	1695	1705	1716	1728	1722	1710	1717	1718	1732	1726	1724
Family Planning Only Services	194	192	193	188	189	187	183	188	186	184	182	180
Foster Care	68	69	66	66	64	72	72	68	73	76	77	76
Medicare Beneficiaries	177	171	174	171	169	176	175	174	174	169	167	163
Miscellaneous	21	21	24	23	23	23	24	26	26	26	26	27
Well Woman MA	9	9	9	9	9	9	9	9	9	9	9	9
Other Coverage Total	469	462	466	457	454	467	463	465	468	464	461	455
Total Coverage	9650	9706	9799	9841	9919	10002	10042	10121	10191	10254	10309	10410

WISCONSIN MEDICAID

Note: Wisconsin implemented BadgerCare Plus on 2/01/2008. Because BadgerCare Plus simplified the eligibility determination, categories for Family Coverage were changed from sub-programs to types of individuals. This report shows the number of members certified by each county or tribe. The county of certification may or may not be the county of residence.

COUNTY OR TRIBE: SHAWANO**2021**

	JAN	FEB	MAR	APR	MAY	JUN	JUL	AUG	SEP	OCT	NOV	DEC
Childless Adults	1266	1288	1323	1346	1368	1389	1415	1436	1454	1467	1471	1493
Children	2964	2995	3008	3009	3041	3052	3074	3066	3079	3052	2993	2992
Express Enroll-PW	1	1	1	.
Income Extensions	1003	1050	1069	1111	1140	1184	1206	1245	1282	1347	1442	1481
Parents/Caretakers	1255	1264	1268	1253	1277	1275	1283	1282	1274	1260	1214	1224
Pregnant Women	157	161	174	185	191	201	203	202	209	210	213	217
Youths Exiting	4	5	5	5	5	5	5	5	5	5	4	4
BadgerCare Plus Total	6649	6763	6847	6909	7023	7106	7186	7236	7303	7342	7338	7411
Institutionalized	61	64	67	64	67	70	71	70	72	73	72	69
MAPP	190	196	197	204	212	217	218	219	227	231	230	233
SSI	705	706	714	717	721	718	724	725	725	719	716	709
SSI-Related	294	302	306	309	309	312	321	322	328	322	331	337
Waiver	333	336	334	337	340	337	338	341	343	349	355	347
Elderly & Disabled Coverage Total	1583	1604	1618	1631	1649	1654	1672	1677	1695	1694	1704	1695
Family Planning Only Services	197	200	201	201	206	204	200	198	198	199	201	197
Foster Care	50	50	49	50	53	53	58	61	61	61	64	64
Medicare Beneficiaries	196	193	190	183	179	182	186	186	183	183	181	180
Miscellaneous	13	14	13	14	14	14	17	20	21	21	21	21
Well Woman MA	9	9	9	9	9	9	9	9	9	9	9	9
Other Coverage Total	465	466	462	457	461	462	470	474	472	473	476	471
Total Coverage	8697	8833	8927	8997	9133	9222	9328	9387	9470	9509	9518	9577

WISCONSIN MEDICAID

Note: Wisconsin implemented BadgerCare Plus on 2/01/2008. Because BadgerCare Plus simplified the eligibility determination, categories for Family Coverage were changed from sub-programs to types of individuals. This report shows the number of members certified by each county or tribe. The county of certification may or may not be the county of residence.

COUNTY OR TRIBE: SHAWANO**2020**

	JAN	FEB	MAR	APR	MAY	JUN	JUL	AUG	SEP	OCT	NOV	DEC
Childless Adults	870	877	888	936	989	1034	1076	1108	1152	1182	1217	1240
Children	2695	2705	2692	2779	2851	2903	2942	2935	2950	2948	2945	2963
Express Enroll-PW	2	1	.	.	1	4	.	1
Income Extensions	672	651	674	684	694	719	767	819	855	902	951	982
Parents/Caretakers	961	984	993	1045	1103	1153	1177	1191	1211	1214	1222	1245
Pregnant Women	130	129	117	122	129	134	135	140	141	146	149	150
Youths Exiting	3	3	3	3	3	3	3	3	3	2	3	4
BadgerCare Plus Total	5333	5350	5367	5569	5770	5950	6100	6197	6312	6394	6487	6584
Institutionalized	106	109	109	112	108	105	95	91	86	83	73	62
Katie Beckett Program	3	2	2	1	1
MAPP	155	156	156	157	161	158	163	167	172	177	184	189
SSI	679	685	686	697	700	697	698	698	700	709	708	708
SSI-Related	226	229	231	239	242	254	259	268	278	283	280	285
Waiver	317	313	319	335	338	343	348	353	348	343	336	334
Elderly & Disabled Coverage Total	1486	1494	1503	1541	1550	1557	1563	1577	1584	1595	1581	1578
Family Planning Only Services	204	212	213	205	201	202	198	193	192	194	192	191
Foster Care	53	50	46	47	46	45	50	49	49	47	47	50
Medicare Beneficiaries	216	210	214	211	211	206	206	204	203	204	202	199
Miscellaneous	9	10	10	10	9	11	10	10	10	12	12	12
Well Woman MA	9	9	9	9	9	9	9	9	9	9	9	9
Other Coverage Total	491	491	492	482	476	473	473	465	463	466	462	461
Total Coverage	7310	7335	7362	7592	7796	7980	8136	8239	8359	8455	8530	8623

WISCONSIN MEDICAID

Note: Wisconsin implemented BadgerCare Plus on 2/01/2008. Because BadgerCare Plus simplified the eligibility determination, categories for Family Coverage were changed from sub-programs to types of individuals. This report shows the number of members certified by each county or tribe. The county of certification may or may not be the county of residence.

COUNTY OR TRIBE: SHAWANO**2019**

	JAN	FEB	MAR	APR	MAY	JUN	JUL	AUG	SEP	OCT	NOV	DEC
Childless Adults	835	837	834	813	825	821	819	838	834	844	835	858
Children	2865	2868	2846	2832	2810	2757	2751	2750	2706	2702	2649	2659
Express Enroll-Children	1	.	.	.
Express Enroll-PW	3	3	2	1	2	6	4	3	.	.	2	2
Income Extensions	398	440	440	454	455	504	528	541	606	641	698	688
Parents/Caretakers	1003	1008	1028	1027	1024	1019	1027	1023	972	981	952	957
Pregnant Women	114	119	122	113	121	115	114	122	129	132	128	126
Youths Exiting	4	4	3	3	3	3	2	2	2	3	4	3
BadgerCare Plus Total	5222	5279	5275	5243	5240	5225	5245	5279	5250	5303	5268	5293
Institutionalized	128	122	127	125	122	119	121	120	114	109	102	105
Katie Beckett Program	2	2	3	3	3	3	3	3	3	3	3	3
MAPP	169	172	177	179	182	190	188	190	186	185	173	156
SSI	679	684	683	684	685	683	680	675	686	688	686	682
SSI-Related	132	137	129	126	123	125	126	130	158	181	194	214
Waiver	295	290	299	303	304	311	316	320	314	314	317	317
Elderly & Disabled Coverage Total	1405	1407	1418	1420	1419	1431	1434	1438	1461	1480	1475	1477
Family Planning Only Services	209	207	205	215	221	232	223	220	220	218	218	204
Foster Care	42	42	33	35	38	41	43	46	46	50	52	55
Medicare Beneficiaries	249	246	253	254	246	250	248	244	225	223	217	216
Miscellaneous	7	9	9	7	7	9	9	9	9	9	9	10
Well Woman MA	11	11	11	11	12	12	11	11	11	11	11	10
Other Coverage Total	518	515	511	522	524	544	534	530	511	511	507	495
Total Coverage	7145	7201	7204	7185	7183	7200	7213	7247	7222	7294	7250	7265

WISCONSIN MEDICAID

Note: Wisconsin implemented BadgerCare Plus on 2/01/2008. Because BadgerCare Plus simplified the eligibility determination, categories for Family Coverage were changed from sub-programs to types of individuals. This report shows the number of members certified by each county or tribe. The county of certification may or may not be the county of residence.

COUNTY OR TRIBE: SHEBOYGAN

2024

	JAN	FEB	MAR	APR	MAY	JUN	JUL	AUG	SEP	OCT	NOV	DEC
Childless Adults	3708	3404	2923
Children	4536	4568	4415
Express Enroll-Children	.	1	2
Express Enroll-PW	.	3	1
Income Extensions	4410	4088	3377
Parents/Caretakers	1927	1829	1675
Pregnant Women	359	321	282
Youths Exiting	9	7	6
BadgerCare Plus Total	14949	14221	12681
Institutionalized	219	212	212
MAPP	615	563	382
SSI	1595	1566	1553
SSI-Related	643	628	421
Waiver	799	751	744
Elderly & Disabled Coverage Total	3871	3720	3312
Family Planning Only Services	418	391	353
Foster Care	340	333	336
Medicare Beneficiaries	140	138	87
Miscellaneous	64	63	65
Subsidized Adoption	4	4	5
Well Woman MA	2	2	2
Other Coverage Total	968	931	848
Total Coverage	19788	18872	16841

WISCONSIN MEDICAID

Note: Wisconsin implemented BadgerCare Plus on 2/01/2008. Because BadgerCare Plus simplified the eligibility determination, categories for Family Coverage were changed from sub-programs to types of individuals. This report shows the number of members certified by each county or tribe. The county of certification may or may not be the county of residence.

COUNTY OR TRIBE: SHEBOYGAN**2023**

	JAN	FEB	MAR	APR	MAY	JUN	JUL	AUG	SEP	OCT	NOV	DEC
Childless Adults	5016	5046	5092	5149	5217	5052	4846	4667	4428	4185	4020	3887
Children	5977	5957	5970	5983	6003	5712	5492	5310	5114	4936	4748	4629
Income Extensions	4139	4200	4259	4308	4344	4242	4280	4391	4501	4516	4460	4444
Parents/Caretakers	2349	2377	2386	2429	2484	2413	2345	2332	2293	2183	2079	2000
Pregnant Women	576	583	602	611	602	488	483	466	449	426	408	384
Youths Exiting	17	17	16	15	15	14	12	13	13	11	9	9
BadgerCare Plus Total	18074	18180	18325	18495	18665	17921	17458	17179	16798	16257	15724	15353
Institutionalized	224	219	225	222	224	244	230	230	227	221	227	224
MAPP	504	508	508	511	518	557	555	566	574	584	585	609
SSI	1694	1697	1707	1709	1714	1663	1662	1655	1647	1626	1623	1612
SSI-Related	710	712	718	718	720	701	693	679	659	649	627	641
Waiver	923	911	908	906	908	834	823	815	808	812	806	799
Elderly & Disabled Coverage Total	4055	4047	4066	4066	4084	3999	3963	3945	3915	3892	3868	3885
Family Planning Only Services	662	678	680	678	675	638	588	547	503	481	449	435
Foster Care	335	337	342	342	348	346	345	343	340	345	332	333
Medicare Beneficiaries	152	149	147	147	147	151	150	144	145	141	139	137
Miscellaneous	87	91	92	94	95	111	92	81	62	63	63	63
Subsidized Adoption	3	3	4	4	4	4	4	4	4	4	4	4
TB-Related	1	1	1	1	1	1
Well Woman MA	5	5	4	4	4	4	4	3	3	3	2	2
Other Coverage Total	1245	1264	1270	1270	1274	1255	1183	1122	1057	1037	989	974
Total Coverage	23374	23491	23661	23831	24023	23175	22604	22246	21770	21186	20581	20212

WISCONSIN MEDICAID

Note: Wisconsin implemented BadgerCare Plus on 2/01/2008. Because BadgerCare Plus simplified the eligibility determination, categories for Family Coverage were changed from sub-programs to types of individuals. This report shows the number of members certified by each county or tribe. The county of certification may or may not be the county of residence.

COUNTY OR TRIBE: SHEBOYGAN**2022**

	JAN	FEB	MAR	APR	MAY	JUN	JUL	AUG	SEP	OCT	NOV	DEC
Childless Adults	4816	4898	4979	5046	5086	5150	5151	5027	4924	4893	4900	4938
Children	6406	6454	6520	6509	6523	6555	6529	6329	6170	6045	5934	5921
Income Extensions	3637	3749	3861	3937	4002	4110	4133	4100	4070	4032	3995	4064
Parents/Caretakers	2464	2518	2548	2557	2562	2563	2605	2522	2461	2391	2362	2330
Pregnant Women	538	539	550	546	550	553	555	541	535	544	538	566
Youths Exiting	19	18	19	20	21	21	21	20	19	20	18	16
BadgerCare Plus Total	17880	18176	18477	18615	18744	18952	18994	18539	18179	17925	17747	17835
Institutionalized	248	248	289	299	310	283	251	234	237	235	230	224
MAPP	408	397	439	440	438	439	486	494	500	508	500	498
SSI	1676	1677	1689	1685	1690	1699	1675	1676	1678	1679	1687	1689
SSI-Related	575	585	644	660	660	665	669	676	683	701	700	706
Waiver	900	911	1006	1003	998	968	936	931	930	930	921	921
Elderly & Disabled Coverage Total	3807	3818	4067	4087	4096	4054	4017	4011	4028	4053	4038	4038
Family Planning Only Services	699	701	704	706	715	717	715	692	675	670	670	659
Foster Care	332	330	334	331	329	332	332	338	350	345	338	338
Medicare Beneficiaries	143	142	153	154	152	155	158	160	160	157	154	156
Miscellaneous	69	69	67	69	70	70	70	72	73	79	83	85
Subsidized Adoption	3	3	3	3	3	3	3	3	3	3	3	3
TB-Related	1	1	1	1	1
Well Woman MA	5	4	5	5	5	5	5	5	5	5	5	5
Other Coverage Total	1251	1249	1266	1268	1274	1282	1283	1271	1267	1260	1254	1247
Total Coverage	22938	23243	23810	23970	24114	24288	24294	23821	23474	23238	23039	23120

WISCONSIN MEDICAID

Note: Wisconsin implemented BadgerCare Plus on 2/01/2008. Because BadgerCare Plus simplified the eligibility determination, categories for Family Coverage were changed from sub-programs to types of individuals. This report shows the number of members certified by each county or tribe. The county of certification may or may not be the county of residence.

COUNTY OR TRIBE: SHEBOYGAN**2021**

	JAN	FEB	MAR	APR	MAY	JUN	JUL	AUG	SEP	OCT	NOV	DEC
Childless Adults	4006	4074	4160	4260	4337	4451	4496	4537	4586	4562	4618	4740
Children	6370	6409	6394	6459	6532	6562	6608	6614	6499	6362	6285	6345
Income Extensions	2403	2457	2539	2610	2657	2743	2818	2867	2929	3026	3222	3413
Parents/Caretakers	2513	2548	2533	2558	2595	2610	2626	2613	2555	2498	2447	2458
Pregnant Women	413	437	460	472	478	480	488	502	501	503	520	537
Youths Exiting	22	22	21	22	22	22	23	22	22	21	20	19
BadgerCare Plus Total	15727	15947	16107	16381	16621	16868	17059	17155	17092	16972	17112	17512
Institutionalized	282	271	268	257	251	257	257	258	251	248	237	246
MAPP	615	619	613	617	616	622	569	530	498	487	465	425
SSI	1623	1627	1639	1640	1642	1644	1645	1663	1667	1671	1673	1673
SSI-Related	695	698	708	713	712	718	664	649	635	609	605	597
Waiver	833	838	842	861	867	873	882	882	883	899	894	895
Elderly & Disabled Coverage Total	4048	4053	4070	4088	4088	4114	4017	3982	3934	3914	3874	3836
Family Planning Only Services	654	658	658	669	687	698	699	690	699	689	696	697
Foster Care	330	332	334	337	341	352	348	342	341	334	333	335
Medicare Beneficiaries	227	229	234	231	233	228	212	193	183	168	159	155
Miscellaneous	55	57	53	55	56	55	64	65	64	66	70	69
Subsidized Adoption	3	3	3	3	3	3	3	3	3	3	3	3
TB-Related	1	1	1	1	1	1	1	1	1	1	1	.
Well Woman MA	5	5	5	5	5	5	5	5	5	5	5	5
Other Coverage Total	1275	1285	1288	1301	1326	1342	1332	1299	1296	1266	1267	1264
Total Coverage	21050	21285	21465	21770	22035	22324	22408	22436	22322	22152	22253	22612

WISCONSIN MEDICAID

Note: Wisconsin implemented BadgerCare Plus on 2/01/2008. Because BadgerCare Plus simplified the eligibility determination, categories for Family Coverage were changed from sub-programs to types of individuals. This report shows the number of members certified by each county or tribe. The county of certification may or may not be the county of residence.

COUNTY OR TRIBE: SHEBOYGAN**2020**

	JAN	FEB	MAR	APR	MAY	JUN	JUL	AUG	SEP	OCT	NOV	DEC
Childless Adults	2325	2320	2350	2616	2789	2930	3127	3303	3440	3575	3724	3901
Children	5390	5447	5511	5679	5886	6028	6157	6230	6254	6220	6238	6331
Income Extensions	1523	1540	1511	1602	1571	1601	1667	1759	1909	2070	2218	2294
Parents/Caretakers	1840	1837	1854	2007	2188	2303	2365	2419	2433	2428	2438	2495
Pregnant Women	287	299	288	295	296	309	330	345	371	379	391	404
Youths Exiting	19	19	18	19	20	20	22	22	23	22	21	22
BadgerCare Plus Total	11384	11462	11532	12218	12750	13191	13668	14078	14430	14694	15030	15447
Institutionalized	321	314	318	330	310	299	300	298	298	304	300	287
Katie Beckett Program	4	4	4	4	4
MAPP	520	513	511	519	515	523	528	548	558	584	599	611
SSI	1582	1559	1566	1587	1600	1609	1606	1600	1605	1619	1622	1621
SSI-Related	469	487	496	543	582	598	616	632	645	644	671	680
Waiver	849	857	856	859	866	865	868	862	852	845	845	840
Elderly & Disabled Coverage Total	3745	3734	3751	3842	3877	3894	3918	3940	3958	3996	4037	4039
Family Planning Only Services	614	639	629	648	635	635	645	653	638	657	663	661
Foster Care	293	298	294	291	296	299	300	308	317	315	325	325
Medicare Beneficiaries	247	250	249	240	245	247	247	243	237	237	227	231
Miscellaneous	36	37	38	42	43	46	51	53	53	54	55	55
Subsidized Adoption	1	3	2	2	2	2	2	2	3	3	3	3
TB-Related	1	1	1	1	1	1	1	1	1	1	1	1
Well Woman MA	4	4	4	4	4	4	4	4	4	4	4	5
Other Coverage Total	1196	1232	1217	1228	1226	1234	1250	1264	1253	1271	1278	1281
Total Coverage	16325	16428	16500	17288	17853	18319	18836	19282	19641	19961	20345	20767

WISCONSIN MEDICAID

Note: Wisconsin implemented BadgerCare Plus on 2/01/2008. Because BadgerCare Plus simplified the eligibility determination, categories for Family Coverage were changed from sub-programs to types of individuals. This report shows the number of members certified by each county or tribe. The county of certification may or may not be the county of residence.

COUNTY OR TRIBE: SHEBOYGAN**2019**

	JAN	FEB	MAR	APR	MAY	JUN	JUL	AUG	SEP	OCT	NOV	DEC
Childless Adults	2389	2399	2407	2376	2324	2260	2191	2201	2213	2230	2250	2271
Children	6086	6056	5978	5967	5796	5649	5521	5515	5483	5468	5465	5450
Express Enroll-Children	.	.	.	1	1	.	1
Express Enroll-PW	1	.
Income Extensions	960	1027	1105	1147	1217	1232	1208	1318	1378	1418	1475	1503
Parents/Caretakers	1990	1996	1994	2005	1952	1944	1902	1888	1888	1891	1916	1876
Pregnant Women	290	306	299	286	269	276	287	294	290	293	282	275
Youths Exiting	21	20	18	17	18	15	15	21	18	17	19	20
BadgerCare Plus Total	11736	11804	11801	11799	11577	11376	11125	11237	11270	11317	11408	11395
Institutionalized	305	307	316	314	314	326	325	326	328	326	329	325
Katie Beckett Program	2	2	2	2	2	2	3	4	5	5	5	4
MAPP	639	642	660	661	666	629	628	616	581	568	537	531
SSI	1656	1643	1637	1639	1634	1617	1612	1604	1593	1590	1582	1586
SSI-Related	344	355	353	351	331	318	313	298	336	380	429	452
Waiver	815	815	809	818	841	845	835	843	846	858	852	855
Elderly & Disabled Coverage Total	3761	3764	3777	3785	3788	3737	3716	3691	3689	3727	3734	3753
Family Planning Only Services	753	751	722	682	681	668	646	627	612	612	623	631
Foster Care	242	237	252	258	269	270	274	278	283	287	288	283
Medicare Beneficiaries	367	357	352	357	354	340	321	320	290	276	275	261
Miscellaneous	25	26	28	28	29	30	27	31	32	34	34	35
Subsidized Adoption	1	1	1	1	1	1	1	1	1	1	1	1
TB-Related	1	1	1
Well Woman MA	4	4	4	4	4	4	4	4	4	4	4	4
Other Coverage Total	1392	1376	1359	1330	1338	1313	1273	1261	1222	1215	1226	1216
Total Coverage	16889	16944	16937	16914	16703	16426	16114	16189	16181	16259	16368	16364

WISCONSIN MEDICAID

Note: Wisconsin implemented BadgerCare Plus on 2/01/2008. Because BadgerCare Plus simplified the eligibility determination, categories for Family Coverage were changed from sub-programs to types of individuals. This report shows the number of members certified by each county or tribe. The county of certification may or may not be the county of residence.

COUNTY OR TRIBE: SOKAOGON TRIBE

2024

	JAN	FEB	MAR	APR	MAY	JUN	JUL	AUG	SEP	OCT	NOV	DEC
Childless Adults	65	65	62
Children	84	89	100
Income Extensions	84	77	64
Parents/Caretakers	32	34	33
Pregnant Women	7	6	6
BadgerCare Plus Total	272	271	265
MAPP	3	3	2
SSI-Related	22	22	19
Waiver	1	1	1
Elderly & Disabled Coverage Total	26	26	22
Family Planning Only Services	7	7	7
Foster Care	1	1	1
Medicare Beneficiaries	4	7	8
Other Coverage Total	12	15	16
Total Coverage	310	312	303

WISCONSIN MEDICAID

Note: Wisconsin implemented BadgerCare Plus on 2/01/2008. Because BadgerCare Plus simplified the eligibility determination, categories for Family Coverage were changed from sub-programs to types of individuals. This report shows the number of members certified by each county or tribe. The county of certification may or may not be the county of residence.

COUNTY OR TRIBE: SOKAOGON TRIBE

2023

	JAN	FEB	MAR	APR	MAY	JUN	JUL	AUG	SEP	OCT	NOV	DEC
Childless Adults	94	94	93	94	94	90	88	82	78	75	75	72
Children	116	116	113	113	112	102	96	92	80	78	75	80
Income Extensions	76	74	80	79	78	76	86	85	88	82	87	85
Parents/Caretakers	42	43	42	43	46	45	39	38	35	39	33	33
Pregnant Women	11	11	10	11	10	9	8	8	8	6	5	6
BadgerCare Plus Total	339	338	338	340	340	322	317	305	289	280	275	276
MAPP	3	3	3	3	3	4	4	4	3	4	4	4
SSI-Related	23	23	23	23	23	21	19	19	20	20	20	20
Waiver	1	1	1	1	1	1	1	1	1	1	1	1
Elderly & Disabled Coverage Total	27	27	27	27	27	26	24	24	24	25	25	25
Family Planning Only Services	6	6	6	6	6	6	5	4	4	4	5	5
Foster Care	1	1	1	1	1	1	1	1	1	1	1	1
Medicare Beneficiaries	5	5	5	5	5	9	10	10	8	9	6	8
Other Coverage Total	12	12	12	12	12	16	16	15	13	14	12	14
Total Coverage	378	377	377	379	379	364	357	344	326	319	312	315

WISCONSIN MEDICAID

Note: Wisconsin implemented BadgerCare Plus on 2/01/2008. Because BadgerCare Plus simplified the eligibility determination, categories for Family Coverage were changed from sub-programs to types of individuals. This report shows the number of members certified by each county or tribe. The county of certification may or may not be the county of residence.

COUNTY OR TRIBE: SOKAOGON TRIBE

2022

	JAN	FEB	MAR	APR	MAY	JUN	JUL	AUG	SEP	OCT	NOV	DEC
Childless Adults	83	82	87	89	91	91	91	91	91	90	93	95
Children	119	120	119	119	120	119	119	120	120	117	115	120
Income Extensions	53	56	58	58	57	63	63	63	63	65	72	72
Parents/Caretakers	51	50	49	49	49	49	49	49	46	45	41	39
Pregnant Women	8	6	6	6	7	7	7	7	9	9	9	12
BadgerCare Plus Total	314	314	319	321	324	329	329	330	329	326	330	338
MAPP	3	3	3	3	3	3	3	3	3	3	3	3
SSI-Related	17	17	17	17	18	18	18	18	18	19	19	20
Waiver	2	2	2	2	2	2	1	1	1	1	1	1
Elderly & Disabled Coverage Total	22	22	22	22	23	23	22	22	22	23	23	24
Family Planning Only Services	7	7	7	7	7	6	6	6	6	6	6	6
Foster Care	1	1	1	1
Medicare Beneficiaries	5	5	5	5	5	5	5	6	6	6	6	6
Other Coverage Total	12	12	12	12	12	11	11	12	13	13	13	13
Total Coverage	348	348	353	355	359	363	362	364	364	362	366	375

WISCONSIN MEDICAID

Note: Wisconsin implemented BadgerCare Plus on 2/01/2008. Because BadgerCare Plus simplified the eligibility determination, categories for Family Coverage were changed from sub-programs to types of individuals. This report shows the number of members certified by each county or tribe. The county of certification may or may not be the county of residence.

COUNTY OR TRIBE: SOKAOGON TRIBE**2021**

	JAN	FEB	MAR	APR	MAY	JUN	JUL	AUG	SEP	OCT	NOV	DEC
Childless Adults	74	76	75	76	76	75	76	76	78	78	80	84
Children	122	124	128	129	129	130	131	128	121	121	123	120
Income Extensions	23	23	23	27	27	27	29	37	48	49	50	54
Parents/Caretakers	56	59	61	61	61	64	62	59	55	56	56	53
Pregnant Women	5	6	6	6	6	4	5	6	6	6	6	7
BadgerCare Plus Total	280	288	293	299	299	300	303	306	308	310	315	318
MAPP	3	3	3	3	3	3	3	3	3	3	3	3
SSI-Related	13	13	13	13	14	14	14	14	15	16	17	17
Waiver	1	1	1	2	2	2	2	2	2	2	2	2
Elderly & Disabled Coverage Total	17	17	17	18	19	19	19	19	20	21	22	22
Family Planning Only Services	6	5	5	6	6	6	6	7	7	7	7	7
Medicare Beneficiaries	6	6	6	6	6	6	6	6	5	5	5	5
Other Coverage Total	12	11	11	12	12	12	12	13	12	12	12	12
Total Coverage	309	316	321	329	330	331	334	338	340	343	349	352

WISCONSIN MEDICAID

Note: Wisconsin implemented BadgerCare Plus on 2/01/2008. Because BadgerCare Plus simplified the eligibility determination, categories for Family Coverage were changed from sub-programs to types of individuals. This report shows the number of members certified by each county or tribe. The county of certification may or may not be the county of residence.

COUNTY OR TRIBE: SOKAOGON TRIBE**2020**

	JAN	FEB	MAR	APR	MAY	JUN	JUL	AUG	SEP	OCT	NOV	DEC
Childless Adults	68	68	61	62	64	67	68	68	69	70	71	71
Children	110	112	103	111	114	117	120	119	118	124	118	125
Income Extensions	18	18	18	16	15	14	14	14	16	17	22	22
Parents/Caretakers	41	43	44	50	55	56	56	58	57	59	56	56
Pregnant Women	5	2	4	3	3	3	3	4	4	5	5	5
BadgerCare Plus Total	242	243	230	242	251	257	261	263	264	275	272	279
Institutionalized	.	1	1	2	1	1	1	1	1	1	1	.
MAPP	3	3	3	3	3	3	3	3	3	3	3	3
SSI-Related	8	9	9	9	9	10	11	11	14	13	14	14
Waiver	1	1	1	1	1	1	1	1	1	1	1	1
Elderly & Disabled Coverage Total	12	14	14	15	14	15	16	16	19	18	19	18
Family Planning Only Services	4	5	5	6	5	4	4	4	4	5	5	5
Medicare Beneficiaries	6	6	7	6	6	7	7	7	6	6	6	6
Other Coverage Total	10	11	12	12	11	11	11	11	10	11	11	11
Total Coverage	264	268	256	269	276	283	288	290	293	304	302	308

WISCONSIN MEDICAID

Note: Wisconsin implemented BadgerCare Plus on 2/01/2008. Because BadgerCare Plus simplified the eligibility determination, categories for Family Coverage were changed from sub-programs to types of individuals. This report shows the number of members certified by each county or tribe. The county of certification may or may not be the county of residence.

COUNTY OR TRIBE: SOKAOGON TRIBE**2019**

	JAN	FEB	MAR	APR	MAY	JUN	JUL	AUG	SEP	OCT	NOV	DEC
Childless Adults	71	68	71	68	65	62	63	64	63	65	68	68
Children	108	110	117	114	111	114	114	110	109	107	107	107
Income Extensions	24	25	22	22	23	23	21	22	22	25	22	18
Parents/Caretakers	46	46	46	46	47	47	46	46	46	44	42	40
Pregnant Women	4	3	4	5	5	5	5	6	6	5	4	5
BadgerCare Plus Total	253	252	260	255	251	251	249	248	246	246	243	238
MAPP	1	1	1	1	2	2	3	3	3	3	3	3
SSI	3	2	2	2	2	2	1
SSI-Related	7	9	10	8	6	5	4	4	5	7	9	9
Waiver	3	3	3	3	3	3	2	2	2	2	2	2
Elderly & Disabled Coverage Total	14	15	16	14	13	12	10	9	10	12	14	14
Family Planning Only Services	7	5	5	4	3	3	3	3	4	5	4	4
Medicare Beneficiaries	13	11	11	11	11	13	12	12	10	7	7	6
Other Coverage Total	20	16	16	15	14	16	15	15	14	12	11	10
Total Coverage	287	283	292	284	278	279	274	272	270	270	268	262

WISCONSIN MEDICAID

Note: Wisconsin implemented BadgerCare Plus on 2/01/2008. Because BadgerCare Plus simplified the eligibility determination, categories for Family Coverage were changed from sub-programs to types of individuals. This report shows the number of members certified by each county or tribe. The county of certification may or may not be the county of residence.

COUNTY OR TRIBE: ST. CROIX

2024

	JAN	FEB	MAR	APR	MAY	JUN	JUL	AUG	SEP	OCT	NOV	DEC
Childless Adults	1649	1564	1459
Children	2573	2668	2660
Income Extensions	2614	2491	2295
Parents/Caretakers	1082	1068	1025
Pregnant Women	173	162	148
Youths Exiting	9	9	9
BadgerCare Plus Total	8100	7962	7596
Institutionalized	135	141	137
MAPP	694	668	618
SSI	528	518	512
SSI-Related	569	557	564
Waiver	493	495	496
Elderly & Disabled Coverage Total	2419	2379	2327
Family Planning Only Services	232	220	230
Foster Care	209	208	211
Medicare Beneficiaries	129	136	164
Miscellaneous	12	14	13
Subsidized Adoption	2	2	2
Well Woman MA	11	11	9
Other Coverage Total	595	591	629
Total Coverage	11114	10932	10552

WISCONSIN MEDICAID

Note: Wisconsin implemented BadgerCare Plus on 2/01/2008. Because BadgerCare Plus simplified the eligibility determination, categories for Family Coverage were changed from sub-programs to types of individuals. This report shows the number of members certified by each county or tribe. The county of certification may or may not be the county of residence.

COUNTY OR TRIBE: ST. CROIX**2023**

	JAN	FEB	MAR	APR	MAY	JUN	JUL	AUG	SEP	OCT	NOV	DEC
Childless Adults	2087	2096	2063	2056	2085	2114	2065	1992	1879	1795	1761	1712
Children	2988	2937	2877	2870	2874	2805	2712	2671	2605	2611	2624	2553
Income Extensions	2129	2061	1991	1955	1979	1998	2140	2211	2360	2476	2492	2557
Parents/Caretakers	1101	1110	1097	1115	1134	1120	1122	1132	1144	1171	1148	1091
Pregnant Women	212	222	218	227	239	228	221	218	202	192	181	174
Youths Exiting	8	9	8	8	7	8	10	13	13	10	9	9
BadgerCare Plus Total	8525	8435	8254	8231	8318	8273	8270	8237	8203	8255	8215	8096
Institutionalized	127	126	125	126	129	137	138	139	139	133	136	141
MAPP	773	793	775	765	759	812	800	778	763	744	725	704
SSI	584	583	584	582	586	556	557	562	562	549	544	543
SSI-Related	727	733	745	740	739	730	703	691	661	623	597	588
Waiver	648	662	671	662	644	588	566	563	549	549	541	519
Elderly & Disabled Coverage Total	2859	2897	2900	2875	2857	2823	2764	2733	2674	2598	2543	2495
Family Planning Only Services	376	356	351	339	341	313	294	266	257	253	239	228
Foster Care	209	216	212	212	213	217	222	223	212	210	207	206
Medicare Beneficiaries	144	145	143	140	138	145	141	139	134	127	137	133
Miscellaneous	19	19	20	19	19	23	19	18	13	13	13	13
Subsidized Adoption	2	2	2	2	2	2	2	2	2	2	2	2
Well Woman MA	10	10	10	10	10	11	11	10	10	10	10	10
Other Coverage Total	760	748	738	722	723	711	689	658	628	615	608	592
Total Coverage	12144	12080	11892	11828	11898	11807	11723	11628	11505	11468	11366	11183

WISCONSIN MEDICAID

Note: Wisconsin implemented BadgerCare Plus on 2/01/2008. Because BadgerCare Plus simplified the eligibility determination, categories for Family Coverage were changed from sub-programs to types of individuals. This report shows the number of members certified by each county or tribe. The county of certification may or may not be the county of residence.

COUNTY OR TRIBE: ST. CROIX**2022**

	JAN	FEB	MAR	APR	MAY	JUN	JUL	AUG	SEP	OCT	NOV	DEC
Childless Adults	2071	2027	1954	1972	2019	2095	2155	2149	2108	2095	2096	2078
Children	3658	3600	3461	3448	3538	3607	3660	3628	3538	3436	3374	3130
Income Extensions	2047	2067	2050	2098	2174	2266	2364	2347	2357	2373	2410	2191
Parents/Caretakers	1358	1337	1309	1309	1335	1373	1408	1387	1346	1287	1276	1172
Pregnant Women	240	229	220	218	230	239	250	246	250	244	233	210
Youths Exiting	6	6	8	9	9	9	10	10	9	9	9	9
BadgerCare Plus Total	9380	9266	9002	9054	9305	9589	9847	9767	9608	9444	9398	8790
Institutionalized	87	95	102	103	107	116	123	123	124	129	132	130
MAPP	523	522	571	587	590	630	701	715	719	758	765	768
SSI	591	596	600	601	600	601	582	586	583	584	584	588
SSI-Related	488	502	549	567	585	609	622	636	656	699	712	717
Waiver	490	500	552	561	571	587	596	610	619	635	637	637
Elderly & Disabled Coverage Total	2179	2215	2374	2419	2453	2543	2624	2670	2701	2805	2830	2840
Family Planning Only Services	428	424	422	418	418	437	448	448	443	429	419	399
Foster Care	150	161	170	173	178	187	189	198	205	213	211	211
Medicare Beneficiaries	127	127	136	138	136	138	141	143	145	151	147	146
Miscellaneous	16	17	17	18	18	18	18	18	19	19	19	19
Subsidized Adoption	2	2	2	2	1	2	2	2	2	2	2	2
Well Woman MA	9	9	9	9	8	9	9	9	9	9	9	9
Other Coverage Total	732	740	756	758	759	791	807	818	823	823	807	786
Total Coverage	12291	12221	12132	12231	12517	12923	13278	13255	13132	13072	13035	12416

WISCONSIN MEDICAID

Note: Wisconsin implemented BadgerCare Plus on 2/01/2008. Because BadgerCare Plus simplified the eligibility determination, categories for Family Coverage were changed from sub-programs to types of individuals. This report shows the number of members certified by each county or tribe. The county of certification may or may not be the county of residence.

COUNTY OR TRIBE: ST. CROIX**2021**

	JAN	FEB	MAR	APR	MAY	JUN	JUL	AUG	SEP	OCT	NOV	DEC
Childless Adults	1673	1691	1678	1749	1811	1878	1925	1941	1952	1990	2006	2041
Children	3361	3403	3335	3510	3606	3666	3650	3645	3619	3600	3574	3598
Income Extensions	1280	1298	1347	1434	1528	1600	1652	1708	1752	1831	1932	2000
Parents/Caretakers	1276	1325	1303	1374	1401	1411	1410	1395	1389	1382	1348	1345
Pregnant Women	195	201	200	211	216	218	220	223	225	223	226	233
Youths Exiting	8	8	8	7	7	7	7	7	7	7	7	6
BadgerCare Plus Total	7793	7926	7871	8285	8569	8780	8864	8919	8944	9033	9093	9223
Institutionalized	79	75	72	78	88	87	89	89	88	82	85	84
MAPP	389	392	399	443	473	488	491	490	497	504	504	509
SSI	564	572	575	580	576	572	579	581	580	577	580	585
SSI-Related	345	347	354	378	400	418	433	442	450	469	472	477
Waiver	372	372	382	418	444	468	470	476	483	485	483	480
Elderly & Disabled Coverage Total	1749	1758	1782	1897	1981	2033	2062	2078	2098	2117	2124	2135
Family Planning Only Services	411	397	400	417	417	420	419	424	419	420	430	432
Foster Care	118	119	133	142	134	137	143	148	151	152	151	150
Medicare Beneficiaries	120	120	120	124	126	133	131	131	129	128	126	127
Miscellaneous	12	12	12	12	12	13	16	16	16	16	16	16
Subsidized Adoption	2	2	2	2	2	2	2	2	2	2	2	2
Well Woman MA	10	10	9	9	9	10	10	10	10	9	9	9
Other Coverage Total	673	660	676	706	700	715	721	731	727	727	734	736
Total Coverage	10215	10344	10329	10888	11250	11528	11647	11728	11769	11877	11951	12094

WISCONSIN MEDICAID

Note: Wisconsin implemented BadgerCare Plus on 2/01/2008. Because BadgerCare Plus simplified the eligibility determination, categories for Family Coverage were changed from sub-programs to types of individuals. This report shows the number of members certified by each county or tribe. The county of certification may or may not be the county of residence.

COUNTY OR TRIBE: ST. CROIX**2020**

	JAN	FEB	MAR	APR	MAY	JUN	JUL	AUG	SEP	OCT	NOV	DEC
Childless Adults	1066	1053	1041	1125	1193	1265	1387	1446	1546	1521	1564	1635
Children	3285	3248	3250	3308	3342	3421	3522	3562	3663	3469	3443	3421
Income Extensions	922	915	876	892	901	944	1007	1090	1191	1177	1220	1255
Parents/Caretakers	1065	1082	1094	1195	1258	1317	1365	1378	1414	1279	1272	1270
Pregnant Women	131	124	123	134	142	147	151	161	160	172	179	187
Youths Exiting	6	7	7	10	9	7	9	9	9	9	9	9
BadgerCare Plus Total	6475	6429	6391	6664	6845	7101	7441	7646	7983	7627	7687	7777
Institutionalized	129	124	117	101	91	82	83	79	84	89	85	82
Katie Beckett Program	2	2	2	2	2
MAPP	365	371	351	293	278	268	268	277	315	363	367	383
SSI	546	548	545	556	556	556	553	551	555	557	558	560
SSI-Related	266	269	245	224	231	234	242	252	279	305	314	335
Waiver	457	459	416	382	368	340	328	325	352	370	381	372
Elderly & Disabled Coverage Total	1765	1773	1676	1558	1526	1480	1474	1484	1585	1684	1705	1732
Family Planning Only Services	426	423	422	407	404	395	398	402	413	408	410	413
Foster Care	80	77	82	86	88	90	95	105	109	111	115	122
Medicare Beneficiaries	152	145	119	114	107	105	97	96	102	124	120	116
Miscellaneous	10	9	9	9	9	9	10	10	11	12	13	13
Subsidized Adoption	2	2	2	2	2	2	2	2	2	2	2	2
Well Woman MA	10	10	9	9	9	9	9	9	10	10	10	10
Other Coverage Total	680	666	643	627	619	610	611	624	647	667	670	676
Total Coverage	8920	8868	8710	8849	8990	9191	9526	9754	10215	9978	10062	10185

WISCONSIN MEDICAID

Note: Wisconsin implemented BadgerCare Plus on 2/01/2008. Because BadgerCare Plus simplified the eligibility determination, categories for Family Coverage were changed from sub-programs to types of individuals. This report shows the number of members certified by each county or tribe. The county of certification may or may not be the county of residence.

COUNTY OR TRIBE: ST. CROIX**2019**

	JAN	FEB	MAR	APR	MAY	JUN	JUL	AUG	SEP	OCT	NOV	DEC
Childless Adults	923	906	897	836	871	916	961	1006	1016	1022	1048	1076
Children	3286	3157	3092	2946	3013	3179	3217	3265	3308	3298	3272	3303
Express Enroll-Children	1
Express Enroll-PW	1
Income Extensions	520	549	568	572	590	630	702	731	770	863	903	901
Parents/Caretakers	1013	958	952	923	978	1057	1071	1090	1110	1094	1101	1105
Pregnant Women	143	130	127	112	117	120	134	145	156	134	132	132
Youths Exiting	5	4	3	3	4	4	6	6	7	7	5	5
BadgerCare Plus Total	5890	5704	5639	5392	5573	5906	6092	6244	6367	6418	6461	6522
Institutionalized	203	194	189	135	131	128	126	128	125	130	123	121
Katie Beckett Program	3	3	3	3	3	2	2	2	2	2	2	2
MAPP	385	401	396	386	389	392	389	385	380	378	368	359
SSI	539	537	540	537	544	556	556	561	556	564	544	537
SSI-Related	157	147	160	157	151	156	154	152	195	234	256	259
Waiver	452	452	462	465	461	446	435	444	442	440	448	451
Elderly & Disabled Coverage Total	1739	1734	1750	1683	1679	1680	1662	1672	1700	1748	1741	1729
Family Planning Only Services	407	402	388	380	384	394	396	404	412	416	416	427
Foster Care	91	90	92	81	89	95	93	88	85	92	85	81
Medicare Beneficiaries	183	197	193	212	209	206	203	202	180	173	167	147
Miscellaneous	3	3	2	2	2	3	2	2	4	7	6	8
Subsidized Adoption	2	2	2	2	2	2	2	2	2	2	2	2
Well Woman MA	12	11	11	12	12	12	12	12	12	12	10	10
Other Coverage Total	698	705	688	689	698	712	708	710	695	702	686	675
Total Coverage	8327	8143	8077	7764	7950	8298	8462	8626	8762	8868	8888	8926

WISCONSIN MEDICAID

Note: Wisconsin implemented BadgerCare Plus on 2/01/2008. Because BadgerCare Plus simplified the eligibility determination, categories for Family Coverage were changed from sub-programs to types of individuals. This report shows the number of members certified by each county or tribe. The county of certification may or may not be the county of residence.

COUNTY OR TRIBE: STOCKBRIDGE TRIBE

2024

	JAN	FEB	MAR	APR	MAY	JUN	JUL	AUG	SEP	OCT	NOV	DEC
Childless Adults	48	45	38
Children	62	70	74
Income Extensions	53	49	40
Parents/Caretakers	22	25	25
Pregnant Women	1	1	1
BadgerCare Plus Total	186	190	178
SSI-Related	9	10	11
Elderly & Disabled Coverage Total	9	10	11
Family Planning Only Services	3	4	6
Medicare Beneficiaries	6	6	6
Other Coverage Total	9	10	12
Total Coverage	204	210	201

WISCONSIN MEDICAID

Note: Wisconsin implemented BadgerCare Plus on 2/01/2008. Because BadgerCare Plus simplified the eligibility determination, categories for Family Coverage were changed from sub-programs to types of individuals. This report shows the number of members certified by each county or tribe. The county of certification may or may not be the county of residence.

COUNTY OR TRIBE: STOCKBRIDGE TRIBE**2023**

	JAN	FEB	MAR	APR	MAY	JUN	JUL	AUG	SEP	OCT	NOV	DEC
Childless Adults	62	63	61	62	61	60	60	57	54	53	49	48
Children	101	98	99	98	97	81	85	81	71	72	61	61
Income Extensions	59	59	58	59	58	58	58	58	59	49	58	57
Parents/Caretakers	37	34	33	32	34	33	34	34	29	28	22	21
Pregnant Women	5	5	5	5	4	3	4	3	3	2	2	2
BadgerCare Plus Total	264	259	256	256	254	235	241	233	216	204	192	189
SSI-Related	15	15	16	15	14	14	13	11	10	11	11	11
Elderly & Disabled Coverage Total	15	15	16	15	14	14	13	11	10	11	11	11
Family Planning Only Services	3	3	3	3	3	2	2	2	1	1	1	1
Medicare Beneficiaries	4	4	4	4	4	4	5	5	6	6	6	6
Other Coverage Total	7	7	7	7	7	6	7	7	7	7	7	7
Total Coverage	286	281	279	278	275	255	261	251	233	222	210	207

WISCONSIN MEDICAID

Note: Wisconsin implemented BadgerCare Plus on 2/01/2008. Because BadgerCare Plus simplified the eligibility determination, categories for Family Coverage were changed from sub-programs to types of individuals. This report shows the number of members certified by each county or tribe. The county of certification may or may not be the county of residence.

COUNTY OR TRIBE: STOCKBRIDGE TRIBE

2022

	JAN	FEB	MAR	APR	MAY	JUN	JUL	AUG	SEP	OCT	NOV	DEC
Childless Adults	50	51	52	55	55	57	62	63	63	64	63	62
Children	114	116	114	111	110	109	107	106	108	109	102	101
Income Extensions	54	54	54	54	57	57	57	55	55	53	58	59
Parents/Caretakers	35	38	36	34	34	34	35	36	36	39	36	35
Pregnant Women	9	8	8	7	7	6	5	6	6	5	6	6
BadgerCare Plus Total	262	267	264	261	263	263	266	266	268	270	265	263
SSI-Related	14	14	14	14	14	14	13	14	14	14	14	14
Elderly & Disabled Coverage Total	14	14	14	14	14	14	13	14	14	14	14	14
Family Planning Only Services	2	2	2	3	3	3	3	3	3	3	3	3
Medicare Beneficiaries	3	4	4	4	4	4	4	4	4	4	4	4
Other Coverage Total	5	6	6	7	7	7	7	7	7	7	7	7
Total Coverage	281	287	284	282	284	284	286	287	289	291	286	284

WISCONSIN MEDICAID

Note: Wisconsin implemented BadgerCare Plus on 2/01/2008. Because BadgerCare Plus simplified the eligibility determination, categories for Family Coverage were changed from sub-programs to types of individuals. This report shows the number of members certified by each county or tribe. The county of certification may or may not be the county of residence.

COUNTY OR TRIBE: STOCKBRIDGE TRIBE**2021**

	JAN	FEB	MAR	APR	MAY	JUN	JUL	AUG	SEP	OCT	NOV	DEC
Childless Adults	32	38	39	37	39	39	43	43	45	46	47	48
Children	134	129	129	129	127	129	125	123	118	117	118	118
Income Extensions	45	45	45	45	45	43	42	43	49	53	55	54
Parents/Caretakers	37	41	43	43	44	46	44	44	38	36	36	37
Pregnant Women	10	6	4	4	4	4	4	6	7	8	8	9
BadgerCare Plus Total	258	259	260	258	259	261	258	259	257	260	264	266
SSI-Related	13	13	13	14	14	14	14	14	14	14	14	14
Elderly & Disabled Coverage Total	13	13	13	14	14	14	14	14	14	14	14	14
Family Planning Only Services	3	2	3	3	2	2	2	2	2	2	2	2
Medicare Beneficiaries	3	3	3	3	3	3	3	3	3	3	3	3
Other Coverage Total	6	5	6	6	5	5	5	5	5	5	5	5
Total Coverage	277	277	279	278	278	280	277	278	276	279	283	285

WISCONSIN MEDICAID

Note: Wisconsin implemented BadgerCare Plus on 2/01/2008. Because BadgerCare Plus simplified the eligibility determination, categories for Family Coverage were changed from sub-programs to types of individuals. This report shows the number of members certified by each county or tribe. The county of certification may or may not be the county of residence.

COUNTY OR TRIBE: STOCKBRIDGE TRIBE**2020**

	JAN	FEB	MAR	APR	MAY	JUN	JUL	AUG	SEP	OCT	NOV	DEC
Childless Adults	28	23	25	28	28	28	30	32	32	33	30	34
Children	116	116	119	120	121	123	126	128	124	124	128	131
Income Extensions	29	28	26	27	27	29	29	34	42	44	41	42
Parents/Caretakers	26	27	30	31	32	36	37	38	33	36	36	36
Pregnant Women	7	7	7	7	7	7	8	10	11	10	11	10
BadgerCare Plus Total	206	201	207	213	215	223	230	242	242	247	246	253
SSI-Related	11	10	11	11	11	11	11	11	12	12	12	12
Elderly & Disabled Coverage Total	11	10	11	11	11	11	11	11	12	12	12	12
Family Planning Only Services	3	3	3	3	3	2	2	3	3	3	3	3
Medicare Beneficiaries	2	2	3	3	3	3	3	3	2	3	3	3
Other Coverage Total	5	5	6	6	6	5	5	6	5	6	6	6
Total Coverage	222	216	224	230	232	239	246	259	259	265	264	271

WISCONSIN MEDICAID

Note: Wisconsin implemented BadgerCare Plus on 2/01/2008. Because BadgerCare Plus simplified the eligibility determination, categories for Family Coverage were changed from sub-programs to types of individuals. This report shows the number of members certified by each county or tribe. The county of certification may or may not be the county of residence.

COUNTY OR TRIBE: STOCKBRIDGE TRIBE**2019**

	JAN	FEB	MAR	APR	MAY	JUN	JUL	AUG	SEP	OCT	NOV	DEC
Childless Adults	22	19	19	21	23	24	28	27	28	28	29	28
Children	98	98	100	107	111	107	102	101	104	107	106	108
Income Extensions	20	19	17	18	15	18	17	19	22	23	30	37
Parents/Caretakers	22	25	28	28	30	31	31	29	28	26	25	23
Pregnant Women	7	7	8	8	7	5	3	4	4	4	5	5
BadgerCare Plus Total	169	168	172	182	186	185	181	180	186	188	195	201
MAPP	.	1	1	1	1	1	1	1	1	1	1	1
SSI-Related	6	6	6	7	6	8	8	7	11	12	12	11
Elderly & Disabled Coverage Total	6	7	7	8	7	9	9	8	12	13	13	12
Family Planning Only Services	4	3	3	3	3	3	3	3	4	4	4	4
Medicare Beneficiaries	9	10	8	6	6	6	6	7	5	4	4	4
Other Coverage Total	13	13	11	9	9	9	9	10	9	8	8	8
Total Coverage	188	188	190	199	202	203	199	198	207	209	216	221

WISCONSIN MEDICAID

Note: Wisconsin implemented BadgerCare Plus on 2/01/2008. Because BadgerCare Plus simplified the eligibility determination, categories for Family Coverage were changed from sub-programs to types of individuals. This report shows the number of members certified by each county or tribe. The county of certification may or may not be the county of residence.

COUNTY OR TRIBE: TAYLOR

2024

	JAN	FEB	MAR	APR	MAY	JUN	JUL	AUG	SEP	OCT	NOV	DEC
Childless Adults	3	5	2
Children	31	30	27
Income Extensions	19	19	6
Parents/Caretakers	24	18	11
Pregnant Women	5	4
BadgerCare Plus Total	82	76	46
SSI	222	220	220
SSI-Related	1	1	1
Elderly & Disabled Coverage Total	223	221	221
Foster Care	53	54	53
Miscellaneous	5	5	6
Other Coverage Total	58	59	59
Total Coverage	363	356	326

WISCONSIN MEDICAID

Note: Wisconsin implemented BadgerCare Plus on 2/01/2008. Because BadgerCare Plus simplified the eligibility determination, categories for Family Coverage were changed from sub-programs to types of individuals. This report shows the number of members certified by each county or tribe. The county of certification may or may not be the county of residence.

COUNTY OR TRIBE: TAYLOR

2023

	JAN	FEB	MAR	APR	MAY	JUN	JUL	AUG	SEP	OCT	NOV	DEC
Childless Adults	4	3	1	1	2	1	2	.	1	2	2	3
Children	23	20	16	18	21	20	24	28	32	36	35	27
Income Extensions	16	11	12	12	11	12	11	14	14	15	14	16
Parents/Caretakers	12	10	7	10	13	16	14	16	19	21	21	17
Pregnant Women	3	3	3	2	2	1	1	1	2	3	5	6
BadgerCare Plus Total	58	47	39	43	49	50	52	59	68	77	77	69
Institutionalized	1	.	.	.
MAPP	.	.	1	1
SSI	245	245	246	247	248	239	236	233	239	234	232	224
SSI-Related	1	1	2	1	2	1	1	2	1	1	1	1
Waiver	1	.	.	1	1	.	1	.
Elderly & Disabled Coverage Total	246	246	249	248	251	240	237	237	242	235	234	225
Family Planning Only Services	.	1	1	1	.	1	1	1	2	1	.	.
Foster Care	47	47	47	47	47	47	49	49	49	49	47	50
Medicare Beneficiaries	1	.	.
Miscellaneous	4	5	5	5	5	5	4	4	4	4	4	4
Well Woman MA	2	2	2	2	2	2	1	1	1	1	.	.
Other Coverage Total	53	55	55	55	54	55	55	55	56	56	51	54
Total Coverage	357	348	343	346	354	345	344	351	366	368	362	348

WISCONSIN MEDICAID

Note: Wisconsin implemented BadgerCare Plus on 2/01/2008. Because BadgerCare Plus simplified the eligibility determination, categories for Family Coverage were changed from sub-programs to types of individuals. This report shows the number of members certified by each county or tribe. The county of certification may or may not be the county of residence.

COUNTY OR TRIBE: TAYLOR

2022

	JAN	FEB	MAR	APR	MAY	JUN	JUL	AUG	SEP	OCT	NOV	DEC
Childless Adults	2	2	2	2	5	1	3	3	5	2	1	3
Children	14	15	14	21	24	19	32	33	33	22	22	20
Income Extensions	12	12	12	8	4	10	15	5	8	8	8	12
Parents/Caretakers	7	5	5	5	6	6	13	11	9	7	8	10
Pregnant Women	3	.	1	3	2	1	3	3	3	3	1	1
BadgerCare Plus Total	38	34	34	39	41	37	66	55	58	42	40	46
MAPP	.	2	.	.	.	1	2	1	.	.	.	1
SSI	247	245	248	247	244	245	238	241	246	246	245	250
SSI-Related	1	2	.	.	.	1	2	2
Waiver	1	1	1	1	1	.	.	1
Elderly & Disabled Coverage Total	249	249	248	247	244	248	241	243	247	246	247	254
Family Planning Only Services	1	1	.	.	1	1	1
Foster Care	31	31	39	39	41	45	50	53	55	52	52	50
Medicare Beneficiaries	1	1	1	1
Miscellaneous	4	4	4	4	4	4	4	4	4	4	4	4
Well Woman MA	2	2	2	2	2	2	2	2	2	2	2	2
Other Coverage Total	39	39	46	46	48	52	57	59	61	58	58	56
Total Coverage	326	322	328	332	333	337	364	357	366	346	345	356

WISCONSIN MEDICAID

Note: Wisconsin implemented BadgerCare Plus on 2/01/2008. Because BadgerCare Plus simplified the eligibility determination, categories for Family Coverage were changed from sub-programs to types of individuals. This report shows the number of members certified by each county or tribe. The county of certification may or may not be the county of residence.

COUNTY OR TRIBE: TAYLOR**2021**

	JAN	FEB	MAR	APR	MAY	JUN	JUL	AUG	SEP	OCT	NOV	DEC
Childless Adults	4	4	3	3	2	2	1	2	4	3	4	5
Children	21	19	22	26	22	15	15	20	14	18	16	15
Income Extensions	8	8	10	6	7	6	4	9	7	10	14	18
Parents/Caretakers	10	10	11	11	8	5	3	5	2	4	7	8
Pregnant Women	1	.	.	1	.	.	1	2	2	3	2	2
BadgerCare Plus Total	44	41	46	47	39	28	24	38	29	38	43	48
MAPP	1	1
SSI	237	240	239	239	241	243	247	249	252	252	248	247
SSI-Related	2	3	1	1	1	1	1	3	2	1	2	3
Waiver	.	1	1	2	2	3
Elderly & Disabled Coverage Total	240	245	241	240	242	244	248	252	254	255	252	253
Family Planning Only Services	1	.	.
Foster Care	16	19	19	20	20	19	22	23	24	29	29	29
Medicare Beneficiaries	.	.	.	1	1	1	1	1	1	1	1	1
Miscellaneous	4	4	4	4	4	4	4	4	4	4	4	4
Well Woman MA	2	2	2	2	2	2	2	2	2	2	2	2
Other Coverage Total	22	25	25	27	27	26	29	30	31	37	36	36
Total Coverage	306	311	312	314	308	298	301	320	314	330	331	337

WISCONSIN MEDICAID

Note: Wisconsin implemented BadgerCare Plus on 2/01/2008. Because BadgerCare Plus simplified the eligibility determination, categories for Family Coverage were changed from sub-programs to types of individuals. This report shows the number of members certified by each county or tribe. The county of certification may or may not be the county of residence.

COUNTY OR TRIBE: TAYLOR**2020**

	JAN	FEB	MAR	APR	MAY	JUN	JUL	AUG	SEP	OCT	NOV	DEC
Childless Adults	3	4	2	1	2	1	2	3	4	2	3	3
Children	3	10	13	5	4	10	8	7	9	13	15	28
Income Extensions	6	7	6	8	7	7	9	11	11	4	6	6
Parents/Caretakers	6	8	8	3	3	4	4	4	4	5	7	10
Pregnant Women	.	1	1	1	1	2	2	2	2	1	.	1
BadgerCare Plus Total	18	30	30	18	17	24	25	27	30	25	31	48
Institutionalized	.	1	1	.	.
MAPP	.	.	2	1	2	3	1	2
SSI	236	238	239	241	241	239	238	241	243	239	238	239
SSI-Related	.	2	.	2	2	2	1	1	1	1	2	2
Waiver	1	2	2	1
Elderly & Disabled Coverage Total	236	241	241	243	243	241	239	243	247	246	243	244
Family Planning Only Services	4	5	5	6	6	5	2	2	1	1	.	.
Foster Care	25	23	17	17	18	14	15	16	17	17	15	16
Medicare Beneficiaries	1	1	2
Miscellaneous	4	4	4	4	4	4	4	4	4	4	4	4
Well Woman MA	2	2	2	2	2	2	2	2	2	2	2	2
Other Coverage Total	36	35	30	29	30	25	23	24	24	24	21	22
Total Coverage	290	306	301	290	290	290	287	294	301	295	295	314

WISCONSIN MEDICAID

Note: Wisconsin implemented BadgerCare Plus on 2/01/2008. Because BadgerCare Plus simplified the eligibility determination, categories for Family Coverage were changed from sub-programs to types of individuals. This report shows the number of members certified by each county or tribe. The county of certification may or may not be the county of residence.

COUNTY OR TRIBE: TAYLOR**2019**

	JAN	FEB	MAR	APR	MAY	JUN	JUL	AUG	SEP	OCT	NOV	DEC
Childless Adults	4	5	4	.	1	4	5	4	4	3	4	2
Children	18	20	10	13	8	9	5	4	7	7	6	5
Income Extensions	7	3	2	1	1	1	.	2	5	5	7	6
Parents/Caretakers	11	8	5	5	6	6	4	3	3	3	5	7
Pregnant Women	1	1	2	.	.	.	1
Youths Exiting	1	2	1
BadgerCare Plus Total	42	39	24	19	16	20	15	13	19	18	22	20
Institutionalized	1	.	.	.	1	.	1	.	.	.	1	.
MAPP	.	1	1	1	1	.	1	.	.	1	1	2
SSI	237	240	237	237	240	236	232	229	232	230	234	232
SSI-Related	.	1	4	1	1	2	.	.	3	2	5	.
Waiver	2	2	3	2	2	1	2	1	1	.	.	.
Elderly & Disabled Coverage Total	240	244	245	241	245	239	236	230	236	233	241	234
Family Planning Only Services	3	2	2	.	.	4	5	4	4	4	4	4
Foster Care	22	22	21	18	17	16	20	21	25	27	27	26
Medicare Beneficiaries	3	2	.	1	2	.	.	.	1	2	.	2
Miscellaneous	3	3	3	4	4	4	4	4	4	4	4	4
Well Woman MA	3	3	3	3	3	3	2	2	2	2	2	2
Other Coverage Total	34	32	29	26	26	27	31	31	36	39	37	38
Total Coverage	316	315	298	286	287	286	282	274	291	290	300	292

WISCONSIN MEDICAID

Note: Wisconsin implemented BadgerCare Plus on 2/01/2008. Because BadgerCare Plus simplified the eligibility determination, categories for Family Coverage were changed from sub-programs to types of individuals. This report shows the number of members certified by each county or tribe. The county of certification may or may not be the county of residence.

COUNTY OR TRIBE: TREMPEALEAU

2024

	JAN	FEB	MAR	APR	MAY	JUN	JUL	AUG	SEP	OCT	NOV	DEC
Childless Adults	4
Children	63	60	30
Income Extensions	16	10	7
Parents/Caretakers	9	12	11
Pregnant Women	2	2	3
BadgerCare Plus Total	94	84	51
MAPP	1
SSI	404	403	400
SSI-Related	1	.	1
Waiver	.	2	1
Elderly & Disabled Coverage Total	406	405	402
Family Planning Only Services	.	1
Foster Care	52	52	51
Medicare Beneficiaries	.	1
Miscellaneous	30	27	22
Subsidized Adoption	2	2	2
Well Woman MA	1	1	1
Other Coverage Total	85	84	76
Total Coverage	585	573	529

WISCONSIN MEDICAID

Note: Wisconsin implemented BadgerCare Plus on 2/01/2008. Because BadgerCare Plus simplified the eligibility determination, categories for Family Coverage were changed from sub-programs to types of individuals. This report shows the number of members certified by each county or tribe. The county of certification may or may not be the county of residence.

COUNTY OR TRIBE: TREMPEALEAU

2023

	JAN	FEB	MAR	APR	MAY	JUN	JUL	AUG	SEP	OCT	NOV	DEC
Childless Adults	8	6	3	3	4	2	2	2	2	2	5	4
Children	41	36	25	22	24	22	24	24	19	82	71	70
Income Extensions	21	22	21	19	17	16	18	26	24	21	19	20
Parents/Caretakers	15	17	12	8	10	12	15	18	14	10	9	11
Pregnant Women	32	31	27	28	28	4	3	2	1	2	2	3
BadgerCare Plus Total	117	112	88	80	83	56	62	72	60	117	106	108
Institutionalized	1	1	1	1	2	1	1	1	1	1	1	.
MAPP	1	1
SSI	412	413	416	420	419	390	401	402	407	405	404	407
SSI-Related	2	3	3	3	4	5	2	3
Waiver	3	2	2	3	3	1	1	.	1	.	.	1
Elderly & Disabled Coverage Total	416	416	419	424	426	395	406	406	413	411	408	412
Family Planning Only Services	1	1	1	1	1	.	1	1	1	1	1	1
Foster Care	42	42	46	46	45	49	47	47	47	46	49	49
Medicare Beneficiaries	1	1	.	.	.
Miscellaneous	31	33	33	34	34	39	33	16	9	37	32	29
Subsidized Adoption	2	2	2	3	3	3	3	3	3	3	2	2
Well Woman MA	1	1	1	1	1	1	1	1	1	1	1	1
Other Coverage Total	77	79	83	85	84	92	85	69	62	88	85	82
Total Coverage	610	607	590	589	593	543	553	547	535	616	599	602

WISCONSIN MEDICAID

Note: Wisconsin implemented BadgerCare Plus on 2/01/2008. Because BadgerCare Plus simplified the eligibility determination, categories for Family Coverage were changed from sub-programs to types of individuals. This report shows the number of members certified by each county or tribe. The county of certification may or may not be the county of residence.

COUNTY OR TRIBE: TREMPPEALEAU**2022**

	JAN	FEB	MAR	APR	MAY	JUN	JUL	AUG	SEP	OCT	NOV	DEC
Childless Adults	5	4	2	2	4	5	4	5	5	5	6	6
Children	36	37	31	26	25	20	20	25	27	29	35	28
Income Extensions	16	16	13	11	13	9	21	13	18	22	25	19
Parents/Caretakers	16	9	12	7	4	5	6	11	6	10	11	12
Pregnant Women	33	34	32	30	31	30	30	31	33	31	31	28
BadgerCare Plus Total	106	100	90	76	77	69	81	85	89	97	108	93
Institutionalized	1	1	1	1	1	1	.	.	.	1	1	1
SSI	435	436	435	433	430	422	412	414	420	418	412	414
SSI-Related	1	2	1	2	2	4	2	1	.	2	1	2
Waiver	1	1	1	1	1	3	3	2	2	2	2	5
Elderly & Disabled Coverage Total	438	440	438	437	434	430	417	417	422	423	416	422
Family Planning Only Services	3	3	3	3	3	3	1	1	1	1	1	1
Foster Care	39	39	39	39	39	40	39	35	40	40	40	42
Medicare Beneficiaries	1	.	1
Miscellaneous	29	29	29	29	29	28	28	30	29	29	29	29
Subsidized Adoption	3	3	3	2	2	2	2	2	2	2	2	2
Well Woman MA	1	1	1	1	1	1	1	1	1	1	1	1
Other Coverage Total	75	75	75	74	74	75	71	70	73	73	73	75
Total Coverage	619	615	603	587	585	574	569	572	584	593	597	590

WISCONSIN MEDICAID

Note: Wisconsin implemented BadgerCare Plus on 2/01/2008. Because BadgerCare Plus simplified the eligibility determination, categories for Family Coverage were changed from sub-programs to types of individuals. This report shows the number of members certified by each county or tribe. The county of certification may or may not be the county of residence.

COUNTY OR TRIBE: TREMPPEALEAU**2021**

	JAN	FEB	MAR	APR	MAY	JUN	JUL	AUG	SEP	OCT	NOV	DEC
Childless Adults	6	5	4	5	7	7	7	5	5	5	5	6
Children	48	44	37	38	40	39	34	28	32	34	33	41
Income Extensions	13	13	13	13	18	14	8	8	8	8	13	15
Parents/Caretakers	9	10	9	10	9	9	10	9	11	13	17	14
Pregnant Women	33	35	36	32	32	32	32	31	32	32	33	34
BadgerCare Plus Total	109	107	99	98	106	101	91	81	88	92	101	110
Institutionalized	1	1	1	1	1	1	1	2	2	2	2	1
MAPP	2	1	1	.	.	1	1
SSI	422	415	418	425	429	436	441	437	439	437	436	431
SSI-Related	2	3	3	3	3	3	5	4	4	4	2	2
Waiver	3	3	2	2	2	2	1	1	1	2	1	1
Elderly & Disabled Coverage Total	430	423	425	431	435	443	449	444	446	445	441	435
Family Planning Only Services	1	1	3	1	1	1	.	.	3	2	3	3
Foster Care	34	35	35	35	35	32	36	39	37	40	41	41
Miscellaneous	21	21	21	21	21	21	28	29	28	28	28	28
Subsidized Adoption	3	3	3	3	3	3	3	3	3	3	3	3
Well Woman MA	1	1	1	1	1	1	1	1	1	1	1	1
Other Coverage Total	60	61	63	61	61	58	68	72	72	74	76	76
Total Coverage	599	591	587	590	602	602	608	597	606	611	618	621

WISCONSIN MEDICAID

Note: Wisconsin implemented BadgerCare Plus on 2/01/2008. Because BadgerCare Plus simplified the eligibility determination, categories for Family Coverage were changed from sub-programs to types of individuals. This report shows the number of members certified by each county or tribe. The county of certification may or may not be the county of residence.

COUNTY OR TRIBE: TREMPEALEAU**2020**

	JAN	FEB	MAR	APR	MAY	JUN	JUL	AUG	SEP	OCT	NOV	DEC
Childless Adults	5	5	9	5	8	6	4	3	4	5	7	8
Children	68	76	51	44	44	51	56	62	53	46	54	52
Income Extensions	7	7	5	6	9	12	12	11	11	16	13	14
Parents/Caretakers	6	7	4	6	9	8	7	7	11	8	9	12
Pregnant Women	12	14	12	18	19	19	24	31	31	30	34	33
BadgerCare Plus Total	98	109	81	79	89	96	103	114	110	105	117	119
Institutionalized	3	1	1	1
Katie Beckett Program	.	1	1	1	1
MAPP	4	3	4	1	.	.	1	2
SSI	408	406	409	407	407	409	407	414	415	415	419	422
SSI-Related	2	4	2	2	3	2	1	1	1	1	2	3
Waiver	3	1	1	2	2	2	2	2	2	2	2	3
Elderly & Disabled Coverage Total	420	416	418	413	413	413	411	417	418	418	423	431
Family Planning Only Services	1	1	1	1	1
Foster Care	32	32	32	33	31	32	30	32	31	28	31	33
Medicare Beneficiaries	2	1
Miscellaneous	8	10	14	13	14	13	14	16	18	21	21	21
Subsidized Adoption	.	.	3	3	3	3	3	3	3	3	3	3
Well Woman MA	1	1	1	1	1	1	1	1	1	1	1	1
Other Coverage Total	44	45	51	50	49	49	48	52	53	53	57	59
Total Coverage	562	570	550	542	551	558	562	583	581	576	597	609

WISCONSIN MEDICAID

Note: Wisconsin implemented BadgerCare Plus on 2/01/2008. Because BadgerCare Plus simplified the eligibility determination, categories for Family Coverage were changed from sub-programs to types of individuals. This report shows the number of members certified by each county or tribe. The county of certification may or may not be the county of residence.

COUNTY OR TRIBE: TREMPPEALEAU**2019**

	JAN	FEB	MAR	APR	MAY	JUN	JUL	AUG	SEP	OCT	NOV	DEC
Childless Adults	5	2	4	3	1	2	2	5	2	2	3	5
Children	48	46	47	36	38	38	34	52	53	47	67	64
Income Extensions	8	5	5	12	9	5	6	11	10	10	9	12
Parents/Caretakers	6	7	3	10	11	5	9	9	8	5	8	7
Pregnant Women	8	6	9	10	7	3	3	3	12	11	10	14
BadgerCare Plus Total	75	66	68	71	66	53	54	80	85	75	97	102
Institutionalized	.	.	.	2	.	2	2	3
MAPP	2	2	4	5	4	3	2	5	5	3	1	1
SSI	408	400	401	402	403	404	396	401	406	410	414	413
SSI-Related	1	1	2	1	1	1	4	5	5	3	3	1
Waiver	5	5	9	5	2	2	1	6	3	5	5	1
Elderly & Disabled Coverage Total	416	408	416	415	410	412	405	417	419	421	423	419
Family Planning Only Services	2	2	1	1	1	1	1	3	1	1	1	1
Foster Care	46	44	39	43	42	42	36	36	36	33	33	33
Medicare Beneficiaries	1	1	2	.	1	2	3	2	.	1	2	4
Miscellaneous	7	5	3	2	2	3	3	5	6	7	8	8
TB-Related	.	.	1	1	1	1	1	1	1	1	1	.
Well Woman MA	1	1	1	1	1	1	1	1	1	1	1	1
Other Coverage Total	57	53	47	48	48	50	45	48	45	44	46	47
Total Coverage	548	527	531	534	524	515	504	545	549	540	566	568

WISCONSIN MEDICAID

Note: Wisconsin implemented BadgerCare Plus on 2/01/2008. Because BadgerCare Plus simplified the eligibility determination, categories for Family Coverage were changed from sub-programs to types of individuals. This report shows the number of members certified by each county or tribe. The county of certification may or may not be the county of residence.

COUNTY OR TRIBE: VERNON

2024

	JAN	FEB	MAR	APR	MAY	JUN	JUL	AUG	SEP	OCT	NOV	DEC
Children	6	9	13
Income Extensions	2	4	1
Parents/Caretakers	5	6	6
Pregnant Women	3	2	1
BadgerCare Plus Total	16	21	21
Institutionalized	.	1
MAPP	.	1
SSI	467	469	464
SSI-Related	4	1
Waiver	1
Elderly & Disabled Coverage Total	472	472	464
Foster Care	72	71	71
Miscellaneous	12	12	11
Subsidized Adoption	2	2	2
Well Woman MA	3	3	3
Other Coverage Total	89	88	87
Total Coverage	577	581	572

WISCONSIN MEDICAID

Note: Wisconsin implemented BadgerCare Plus on 2/01/2008. Because BadgerCare Plus simplified the eligibility determination, categories for Family Coverage were changed from sub-programs to types of individuals. This report shows the number of members certified by each county or tribe. The county of certification may or may not be the county of residence.

COUNTY OR TRIBE: VERNON

2023

	JAN	FEB	MAR	APR	MAY	JUN	JUL	AUG	SEP	OCT	NOV	DEC
Childless Adults	3	4	1	1	1	3	3	3	3	1	2	1
Children	8	8	5	5	3	2	2	3	3	7	7	11
Income Extensions	5	6	5	5	9	.	1	2
Parents/Caretakers	8	8	6	7	3	2	3	11	5	6	5	6
Pregnant Women	2	2	2	1	1	.	1	.	.	.	1	2
BadgerCare Plus Total	26	28	14	14	8	7	14	22	20	14	16	22
Institutionalized	.	.	1	.	1	.	.	.	1	1	1	1
MAPP	.	1	1	3	2	.
SSI	479	484	485	483	486	468	469	472	476	471	475	475
SSI-Related	1	2	1	.	1	.	1	3
Waiver	4	5	5	4	4	.	.	1	1	2	1	1
Elderly & Disabled Coverage Total	484	490	491	487	491	470	470	473	480	477	480	480
Family Planning Only Services	1	1	1	1	1
Foster Care	57	57	66	64	68	68	73	76	78	77	72	73
Miscellaneous	14	14	14	15	15	15	15	14	14	13	12	12
Subsidized Adoption	2	2	2	2	2	2	2	2	2	2	2	2
Well Woman MA	4	4	4	4	4	4	3	3	3	3	3	3
Other Coverage Total	78	78	87	86	90	89	93	95	97	95	89	90
Total Coverage	588	596	592	587	589	566	577	590	597	586	585	592

WISCONSIN MEDICAID

Note: Wisconsin implemented BadgerCare Plus on 2/01/2008. Because BadgerCare Plus simplified the eligibility determination, categories for Family Coverage were changed from sub-programs to types of individuals. This report shows the number of members certified by each county or tribe. The county of certification may or may not be the county of residence.

COUNTY OR TRIBE: VERNON

2022

	JAN	FEB	MAR	APR	MAY	JUN	JUL	AUG	SEP	OCT	NOV	DEC
Childless Adults	1	1	.	3	4	2	4	4	3	1	2	2
Children	11	11	4	6	7	7	6	5	5	5	8	6
Income Extensions	12	10	8	8	6	2	4	9	5	3	3	1
Parents/Caretakers	6	7	5	7	7	7	6	6	7	7	5	5
Pregnant Women	1	1	1	1	1	1	1	1	1	1	1	1
BadgerCare Plus Total	31	30	18	25	25	19	21	25	21	17	19	15
Institutionalized	1	.	.	.
SSI	495	497	494	490	490	493	477	470	476	479	482	481
SSI-Related	1	4	1	1	1	2	4	2	1	.	3	2
Waiver	4	3	3	3	3	3	5	5	3	4	3	4
Elderly & Disabled Coverage Total	500	504	498	494	494	498	486	477	481	483	488	487
Family Planning Only Services	3	2	2	1	1	1	1	2	2	1	1	1
Foster Care	42	44	44	48	53	55	56	57	58	56	58	58
Miscellaneous	12	13	13	13	13	13	13	14	14	14	14	14
Subsidized Adoption	2	2	2	2	2	2	2	2	2	2	2	2
Well Woman MA	3	3	3	3	3	3	3	3	3	3	4	4
Other Coverage Total	62	64	64	67	72	74	75	78	79	76	79	79
Total Coverage	593	598	580	586	591	591	582	580	581	576	586	581

WISCONSIN MEDICAID

Note: Wisconsin implemented BadgerCare Plus on 2/01/2008. Because BadgerCare Plus simplified the eligibility determination, categories for Family Coverage were changed from sub-programs to types of individuals. This report shows the number of members certified by each county or tribe. The county of certification may or may not be the county of residence.

COUNTY OR TRIBE: VERNON**2021**

	JAN	FEB	MAR	APR	MAY	JUN	JUL	AUG	SEP	OCT	NOV	DEC
Childless Adults	1	.	1	1	3	3	3	3	3	2	1	1
Children	16	23	26	25	26	18	13	7	9	11	12	12
Income Extensions	12	11	17	12	16	20	14	11	11	10	9	13
Parents/Caretakers	12	13	13	16	12	10	9	7	7	7	6	6
Pregnant Women	1	1	2	2	3	2	1	3	2	3	2	2
BadgerCare Plus Total	42	48	59	56	60	53	40	31	32	33	30	34
Institutionalized	1
MAPP	1	.	1	1
SSI	488	488	484	487	490	489	490	492	489	488	491	490
SSI-Related	2	2	2	1	1	1	2	2	2	1	1	1
Waiver	4	7	4	5	5	6	5	5	6	5	5	5
Elderly & Disabled Coverage Total	495	497	491	494	496	496	497	499	497	494	497	497
Family Planning Only Services	1	1	1	1	1	1	2	2	3	3	3	3
Foster Care	35	35	38	37	37	39	40	40	39	39	41	42
Medicare Beneficiaries	1
Miscellaneous	12	12	12	12	12	12	12	13	12	12	12	12
Subsidized Adoption	2	2	2	2	2	2	2	2	2	2	2	2
Well Woman MA	3	3	3	3	3	3	3	3	3	3	3	3
Other Coverage Total	53	53	56	55	55	58	59	60	59	59	61	62
Total Coverage	590	598	606	605	611	607	596	590	588	586	588	593

WISCONSIN MEDICAID

Note: Wisconsin implemented BadgerCare Plus on 2/01/2008. Because BadgerCare Plus simplified the eligibility determination, categories for Family Coverage were changed from sub-programs to types of individuals. This report shows the number of members certified by each county or tribe. The county of certification may or may not be the county of residence.

COUNTY OR TRIBE: VERNON**2020**

	JAN	FEB	MAR	APR	MAY	JUN	JUL	AUG	SEP	OCT	NOV	DEC
Childless Adults	6	5	5	3	4	3	1	1	5	3	3	2
Children	28	26	25	17	19	14	17	18	14	14	17	16
Income Extensions	5	8	13	11	9	12	12	13	11	13	16	16
Parents/Caretakers	15	17	15	10	8	6	8	9	8	11	13	13
Pregnant Women	2	1	3	1	1	1	1	.	.	.	1	1
BadgerCare Plus Total	56	57	61	42	41	36	39	41	38	41	50	48
Institutionalized	10	4	5	2
Katie Beckett Program	2	2	2	2	2
MAPP	4	2	1	1	.	.	1	.
SSI	493	499	493	495	498	498	496	494	489	488	498	493
SSI-Related	6	3	1	1	2	2	1	2	1	1	3	3
Waiver	14	12	14	11	7	5	5	4	5	5	5	5
Elderly & Disabled Coverage Total	529	522	516	511	509	505	502	501	495	494	507	501
Family Planning Only Services	1	.	.	.
Foster Care	28	30	25	27	26	24	29	30	30	32	33	33
Miscellaneous	4	5	10	12	12	12	12	12	12	12	12	12
Subsidized Adoption	2	2	2	2	2	2	2	2	2	2	2	2
Well Woman MA	3	3	3	3	3	3	3	3	3	3	3	3
Other Coverage Total	37	40	40	44	43	41	46	47	48	49	50	50
Total Coverage	622	619	617	597	593	582	587	589	581	584	607	599

WISCONSIN MEDICAID

Note: Wisconsin implemented BadgerCare Plus on 2/01/2008. Because BadgerCare Plus simplified the eligibility determination, categories for Family Coverage were changed from sub-programs to types of individuals. This report shows the number of members certified by each county or tribe. The county of certification may or may not be the county of residence.

COUNTY OR TRIBE: VERNON**2019**

	JAN	FEB	MAR	APR	MAY	JUN	JUL	AUG	SEP	OCT	NOV	DEC
Childless Adults	10	12	12	.	.	4	4	7	8	4	4	4
Children	20	18	28	30	17	11	27	36	53	41	37	25
Income Extensions	2	.	1	4	5	5	5	9	4	4	10	11
Parents/Caretakers	8	6	14	11	8	8	15	15	18	14	16	14
Pregnant Women	4	1	.	1	2	.	.	1	1	4	2	2
BadgerCare Plus Total	44	37	55	46	32	28	51	68	84	67	69	56
Institutionalized	2	4	3	4	4	1	1	6	3	2	9	5
Katie Beckett Program	1	1	1	1	1	1	1	1	2	2	2	2
MAPP	10	10	3	4	4	2	1	2	1	4	7	5
SSI	522	516	514	513	512	510	511	509	509	510	502	497
SSI-Related	2	3	4	3	2	4	5	8	8	7	5	2
Waiver	10	15	19	17	13	5	8	15	16	13	22	19
Elderly & Disabled Coverage Total	547	549	544	542	536	523	527	541	539	538	547	530
Family Planning Only Services	1	2	2	1	2	2	1	1	1	2	.	1
Foster Care	22	23	27	28	30	31	29	30	29	27	26	26
Medicare Beneficiaries	3	2	2	3	1	1	2	1	3	5	2	1
Miscellaneous	2	2	2	2	2	2	2	2	2	2	4	4
Subsidized Adoption	2	2	2	2	2	2	2	2	2	2	2	2
Well Woman MA	4	4	4	4	4	3	3	3	3	4	4	4
Other Coverage Total	34	35	39	40	41	41	39	39	40	42	38	38
Total Coverage	625	621	638	628	609	592	617	648	663	647	654	624

WISCONSIN MEDICAID

Note: Wisconsin implemented BadgerCare Plus on 2/01/2008. Because BadgerCare Plus simplified the eligibility determination, categories for Family Coverage were changed from sub-programs to types of individuals. This report shows the number of members certified by each county or tribe. The county of certification may or may not be the county of residence.

COUNTY OR TRIBE: VILAS

2024

	JAN	FEB	MAR	APR	MAY	JUN	JUL	AUG	SEP	OCT	NOV	DEC
Childless Adults	6	9	3
Children	29	21	27
Income Extensions	14	13	8
Parents/Caretakers	14	12	14
Pregnant Women	3	3	1
BadgerCare Plus Total	66	58	53
MAPP	.	.	1
SSI	319	313	309
SSI-Related	3	1	3
Elderly & Disabled Coverage Total	322	314	313
Family Planning Only Services	2	2	2
Foster Care	114	112	112
Medicare Beneficiaries	1	2	1
Miscellaneous	25	25	25
Subsidized Adoption	1	1	1
Other Coverage Total	143	142	141
Total Coverage	531	514	507

WISCONSIN MEDICAID

Note: Wisconsin implemented BadgerCare Plus on 2/01/2008. Because BadgerCare Plus simplified the eligibility determination, categories for Family Coverage were changed from sub-programs to types of individuals. This report shows the number of members certified by each county or tribe. The county of certification may or may not be the county of residence.

COUNTY OR TRIBE: VILAS

2023

	JAN	FEB	MAR	APR	MAY	JUN	JUL	AUG	SEP	OCT	NOV	DEC
Childless Adults	5	5	2	5	7	9	6	7	8	9	7	7
Children	23	25	25	26	25	24	25	27	26	23	27	24
Income Extensions	14	9	15	16	13	11	13	11	9	11	16	14
Parents/Caretakers	11	10	11	11	11	10	12	12	13	13	14	12
Pregnant Women	1	2	3	3	4	4	3	3	3	3	3	4
BadgerCare Plus Total	54	51	56	61	60	58	59	60	59	59	67	61
Institutionalized	1	1	1	1	1
MAPP	1	1	1	1	1	2	5	2	3	6	1	.
SSI	351	350	351	353	355	334	332	338	333	326	328	324
SSI-Related	2	2	2	2	3	1	3	1	2	5	2	3
Waiver	1	1	1	1	1	.	.	.	1	1	1	.
Elderly & Disabled Coverage Total	356	355	356	358	361	337	340	341	339	338	332	327
Family Planning Only Services	3	4	5	4	4	5	5	5	5	6	5	3
Foster Care	111	109	112	114	116	115	112	113	113	115	109	113
Medicare Beneficiaries	1	.	.	1	2	1
Miscellaneous	28	28	26	26	26	26	26	25	25	25	24	25
Subsidized Adoption	1	1	1	1	1	1	1	1	1	1	1	1
Well Woman MA	1	1	1	1	1	1	1	1	1	1	1	1
Other Coverage Total	144	143	145	146	148	148	146	145	145	149	142	144
Total Coverage	554	549	557	565	569	543	545	546	543	546	541	532

WISCONSIN MEDICAID

Note: Wisconsin implemented BadgerCare Plus on 2/01/2008. Because BadgerCare Plus simplified the eligibility determination, categories for Family Coverage were changed from sub-programs to types of individuals. This report shows the number of members certified by each county or tribe. The county of certification may or may not be the county of residence.

COUNTY OR TRIBE: VILAS**2022**

	JAN	FEB	MAR	APR	MAY	JUN	JUL	AUG	SEP	OCT	NOV	DEC
Childless Adults	11	12	6	4	4	3	3	1	2	2	3	3
Children	26	22	25	20	23	13	13	15	14	13	16	20
Income Extensions	14	14	12	12	17	23	16	19	15	17	14	16
Parents/Caretakers	11	11	15	10	10	7	5	8	8	6	9	8
Pregnant Women	1	1	1	1	1	1	2	2	2	2	1	1
Youths Exiting	1
BadgerCare Plus Total	63	60	59	47	55	47	39	46	41	40	43	48
Institutionalized	1
MAPP	3	3	3	5	3	2	1	2	3	3	1	1
SSI	343	344	344	346	344	345	339	348	351	354	351	354
SSI-Related	1	2	1	2	2	2	2	3	2	2	2	2
Waiver	2	1	2	2	2	2	2	1	2	2	2	1
Elderly & Disabled Coverage Total	349	350	350	355	351	351	344	354	358	361	356	359
Family Planning Only Services	1	1	1	1	1	1	1	1	2	1	2	1
Foster Care	97	100	102	103	103	101	104	103	102	102	105	109
Medicare Beneficiaries	1	1	1	1	1
Miscellaneous	25	25	25	27	27	27	27	27	27	27	27	27
Subsidized Adoption	1
Well Woman MA	1	1	1	1	1	1	1	1	1	1	1	1
Other Coverage Total	125	128	130	133	133	130	133	132	132	131	135	139
Total Coverage	537	538	539	535	539	528	516	532	531	532	534	546

WISCONSIN MEDICAID

Note: Wisconsin implemented BadgerCare Plus on 2/01/2008. Because BadgerCare Plus simplified the eligibility determination, categories for Family Coverage were changed from sub-programs to types of individuals. This report shows the number of members certified by each county or tribe. The county of certification may or may not be the county of residence.

COUNTY OR TRIBE: VILAS

2021

	JAN	FEB	MAR	APR	MAY	JUN	JUL	AUG	SEP	OCT	NOV	DEC
Childless Adults	6	7	2	4	6	6	6	7	9	9	12	11
Children	29	30	26	28	34	30	27	29	27	28	28	22
Income Extensions	14	12	12	8	8	8	9	9	9	9	11	14
Parents/Caretakers	17	13	12	12	15	13	10	12	12	14	14	14
Pregnant Women	1	2	1	2	2	2
BadgerCare Plus Total	67	64	53	54	65	59	52	57	57	60	65	61
MAPP	2	2	3	3	3	3	3	3	3	4	3	3
SSI	357	359	354	358	357	357	354	352	352	348	346	346
SSI-Related	1	.	.	1	3	1	1	1	.	.	1	1
Waiver	2	1	1	1	1	1	1	3	2	2	4	2
Elderly & Disabled Coverage Total	362	362	358	363	364	362	359	359	357	354	354	352
Family Planning Only Services	2	2	2	2	2	2	2	3	3	3	2	2
Foster Care	73	72	73	82	82	84	84	87	87	91	93	94
Medicare Beneficiaries	.	1	1	3	3
Miscellaneous	23	23	23	25	25	25	25	25	25	25	25	25
Well Woman MA	1	1	1	1	1	1	1	1	1	1	1	1
Other Coverage Total	99	99	99	110	110	112	112	116	116	121	124	125
Total Coverage	528	525	510	527	539	533	523	532	530	535	543	538

WISCONSIN MEDICAID

Note: Wisconsin implemented BadgerCare Plus on 2/01/2008. Because BadgerCare Plus simplified the eligibility determination, categories for Family Coverage were changed from sub-programs to types of individuals. This report shows the number of members certified by each county or tribe. The county of certification may or may not be the county of residence.

COUNTY OR TRIBE: VILAS**2020**

	JAN	FEB	MAR	APR	MAY	JUN	JUL	AUG	SEP	OCT	NOV	DEC
Childless Adults	3	2	4	3	2	3	.	4	4	2	4	6
Children	43	41	46	36	32	37	31	32	25	24	27	33
Income Extensions	7	12	6	8	4	4	4	4	9	9	18	22
Parents/Caretakers	20	19	20	16	16	16	17	14	11	10	14	18
Pregnant Women	.	2	.	1	1	1	1	1
BadgerCare Plus Total	73	76	76	64	54	60	52	54	50	46	64	80
Katie Beckett Program	1	1	1	1	1
MAPP	1	1	2	1	1	1	2	2	2	3	5	2
SSI	331	328	323	325	329	329	337	339	342	348	348	353
SSI-Related	5	10	10	5	1	3	2	1	2	.	.	.
Waiver	2	3	.	2	2	2	2	2
Elderly & Disabled Coverage Total	338	340	336	332	334	336	341	344	348	353	355	357
Family Planning Only Services	.	2	2	2	2	4	2	2	2	2	3	3
Foster Care	71	70	69	71	69	69	73	76	77	78	75	73
Medicare Beneficiaries	1	.	3	1	.	.	.
Miscellaneous	22	24	23	23	23	23	23	23	23	23	23	23
Well Woman MA	3	3	3	3	2	2	2	2	2	2	2	1
Other Coverage Total	97	99	100	99	96	98	100	103	105	105	103	100
Total Coverage	508	515	512	495	484	494	493	501	503	504	522	537

WISCONSIN MEDICAID

Note: Wisconsin implemented BadgerCare Plus on 2/01/2008. Because BadgerCare Plus simplified the eligibility determination, categories for Family Coverage were changed from sub-programs to types of individuals. This report shows the number of members certified by each county or tribe. The county of certification may or may not be the county of residence.

COUNTY OR TRIBE: VILAS**2019**

	JAN	FEB	MAR	APR	MAY	JUN	JUL	AUG	SEP	OCT	NOV	DEC
Childless Adults	14	10	8	5	4	5	4	6	9	7	6	3
Children	43	39	44	32	46	44	47	41	51	45	30	34
Income Extensions	7	5	7	7	7	8	10	7	3	7	21	20
Parents/Caretakers	20	18	19	17	20	18	21	19	22	12	12	18
Pregnant Women	4	3	2	1	2	2	3	.	.	1	.	.
BadgerCare Plus Total	88	75	80	62	79	77	85	73	85	72	69	75
Institutionalized	.	1	1
Katie Beckett Program	1	1	1	1	1	1	1	1	1	1	1	1
MAPP	1	2	5	1	4	1	6	1	2	2	.	.
SSI	348	346	350	342	343	334	336	338	336	336	337	339
SSI-Related	.	.	.	1	2	2	1	3	13	22	16	6
Waiver	2	4	3	3	2	2	4	2	1	.	.	1
Elderly & Disabled Coverage Total	352	354	360	348	352	340	348	345	353	361	354	347
Family Planning Only Services	3	4	4	4	4	2	3	2	3	2	2	1
Foster Care	64	65	67	70	74	74	76	80	80	79	77	72
Medicare Beneficiaries	1	1	2	1	3	.	1	1	2	3	.	.
Miscellaneous	22	22	22	22	22	22	22	22	22	21	20	20
Well Woman MA	2	2	2	2	2	2	2	3	3	3	3	3
Other Coverage Total	92	94	97	99	105	100	104	108	110	108	102	96
Total Coverage	532	523	537	509	536	517	537	526	548	541	525	518

WISCONSIN MEDICAID

Note: Wisconsin implemented BadgerCare Plus on 2/01/2008. Because BadgerCare Plus simplified the eligibility determination, categories for Family Coverage were changed from sub-programs to types of individuals. This report shows the number of members certified by each county or tribe. The county of certification may or may not be the county of residence.

COUNTY OR TRIBE: WALWORTH

2024

	JAN	FEB	MAR	APR	MAY	JUN	JUL	AUG	SEP	OCT	NOV	DEC
Childless Adults	3644	3454	3331
Children	5467	5518	5785
Income Extensions	4505	4346	3882
Parents/Caretakers	1958	1913	1872
Pregnant Women	403	385	370
Youths Exiting	8	8	7
BadgerCare Plus Total	15985	15624	15247
Institutionalized	158	150	153
MAPP	489	461	444
SSI	1165	1132	1110
SSI-Related	677	676	674
Waiver	608	605	602
Elderly & Disabled Coverage Total	3097	3024	2983
Family Planning Only Services	363	344	347
Foster Care	129	132	132
Medicare Beneficiaries	219	228	244
Miscellaneous	51	51	55
Subsidized Adoption	5	5	5
Well Woman MA	6	6	3
Other Coverage Total	773	766	786
Total Coverage	19855	19414	19016

WISCONSIN MEDICAID

Note: Wisconsin implemented BadgerCare Plus on 2/01/2008. Because BadgerCare Plus simplified the eligibility determination, categories for Family Coverage were changed from sub-programs to types of individuals. This report shows the number of members certified by each county or tribe. The county of certification may or may not be the county of residence.

COUNTY OR TRIBE: WALWORTH**2023**

	JAN	FEB	MAR	APR	MAY	JUN	JUL	AUG	SEP	OCT	NOV	DEC
Childless Adults	4747	4755	4837	4883	4898	4813	4595	4413	4158	4021	3852	3712
Children	6946	6913	6871	6844	6869	6618	6295	6008	5848	5747	5646	5518
Income Extensions	4059	4086	4115	4176	4200	4150	4251	4324	4398	4458	4467	4502
Parents/Caretakers	2355	2373	2402	2394	2392	2309	2216	2170	2116	2068	2027	1994
Pregnant Women	589	589	607	607	617	488	462	444	457	459	446	408
Youths Exiting	14	13	13	14	14	12	12	11	9	7	8	7
BadgerCare Plus Total	18710	18729	18845	18918	18990	18390	17831	17370	16986	16760	16446	16141
Institutionalized	143	140	140	140	141	166	164	157	162	153	151	153
MAPP	460	455	457	451	449	468	459	452	458	468	481	486
SSI	1231	1234	1243	1244	1252	1211	1209	1214	1215	1196	1188	1178
SSI-Related	751	750	759	764	763	749	739	727	712	705	682	679
Waiver	763	754	757	757	751	691	680	667	649	648	632	628
Elderly & Disabled Coverage Total	3348	3333	3356	3356	3356	3285	3251	3217	3196	3170	3134	3124
Family Planning Only Services	658	674	673	667	660	618	569	518	483	433	406	378
Foster Care	116	118	119	121	121	123	127	127	130	134	129	125
Medicare Beneficiaries	233	230	230	227	224	238	241	232	221	226	224	222
Miscellaneous	95	96	95	96	95	108	77	62	39	42	42	47
Subsidized Adoption	5	5	5	5	4	4	4	6	6	5	5	5
Well Woman MA	13	13	13	13	12	12	9	8	6	6	6	6
Other Coverage Total	1120	1136	1135	1129	1116	1103	1027	953	885	846	812	783
Total Coverage	23178	23198	23336	23403	23462	22778	22109	21540	21067	20776	20392	20048

WISCONSIN MEDICAID

Note: Wisconsin implemented BadgerCare Plus on 2/01/2008. Because BadgerCare Plus simplified the eligibility determination, categories for Family Coverage were changed from sub-programs to types of individuals. This report shows the number of members certified by each county or tribe. The county of certification may or may not be the county of residence.

COUNTY OR TRIBE: WALWORTH**2022**

	JAN	FEB	MAR	APR	MAY	JUN	JUL	AUG	SEP	OCT	NOV	DEC
Childless Adults	4019	4073	4095	4137	4188	4279	4346	4407	4500	4538	4584	4691
Children	7163	7171	7162	7127	7104	7046	7023	7024	6963	6952	6923	6862
Income Extensions	3214	3263	3327	3418	3475	3551	3613	3699	3796	3855	3929	3994
Parents/Caretakers	2362	2383	2404	2394	2400	2381	2367	2346	2329	2318	2334	2341
Pregnant Women	482	497	508	510	507	513	529	538	551	566	580	579
Youths Exiting	18	17	16	15	15	15	15	15	15	15	14	13
BadgerCare Plus Total	17258	17404	17512	17601	17689	17785	17893	18029	18154	18244	18364	18480
Institutionalized	154	158	149	146	146	151	150	151	151	149	149	142
MAPP	433	425	426	429	433	433	446	447	446	448	452	457
SSI	1210	1208	1202	1200	1205	1217	1206	1204	1215	1215	1217	1235
SSI-Related	706	713	713	724	728	726	733	731	737	742	748	742
Waiver	768	774	782	781	774	768	760	759	761	761	758	764
Elderly & Disabled Coverage Total	3271	3278	3272	3280	3286	3295	3295	3292	3310	3315	3324	3340
Family Planning Only Services	655	649	651	651	655	656	652	655	650	655	646	655
Foster Care	104	111	112	110	108	108	113	113	112	112	112	114
Medicare Beneficiaries	244	242	246	246	242	244	247	245	243	241	241	237
Miscellaneous	74	75	80	81	86	85	87	86	87	89	90	92
Subsidized Adoption	4	4	5	5	4	5	5	5	5	5	5	5
Well Woman MA	13	13	13	12	12	12	12	12	12	13	13	13
Other Coverage Total	1094	1094	1107	1105	1107	1110	1116	1116	1109	1115	1107	1116
Total Coverage	21623	21776	21891	21986	22082	22190	22304	22437	22573	22674	22795	22936

WISCONSIN MEDICAID

Note: Wisconsin implemented BadgerCare Plus on 2/01/2008. Because BadgerCare Plus simplified the eligibility determination, categories for Family Coverage were changed from sub-programs to types of individuals. This report shows the number of members certified by each county or tribe. The county of certification may or may not be the county of residence.

COUNTY OR TRIBE: WALWORTH**2021**

	JAN	FEB	MAR	APR	MAY	JUN	JUL	AUG	SEP	OCT	NOV	DEC
Childless Adults	3483	3550	3617	3675	3709	3761	3795	3835	3840	3886	3937	3975
Children	7133	7171	7190	7213	7246	7288	7303	7289	7311	7255	7208	7170
Income Extensions	2216	2291	2357	2418	2485	2560	2602	2675	2725	2829	3030	3133
Parents/Caretakers	2462	2479	2466	2483	2478	2468	2491	2492	2510	2458	2372	2362
Pregnant Women	389	388	403	400	408	416	429	441	436	449	456	475
Youths Exiting	17	16	17	17	18	18	18	18	18	19	19	18
BadgerCare Plus Total	15700	15895	16050	16206	16344	16511	16638	16750	16840	16896	17022	17133
Institutionalized	173	166	164	167	165	165	170	172	175	174	164	155
MAPP	393	399	405	408	413	428	431	434	428	426	429	428
SSI	1208	1208	1217	1219	1219	1231	1232	1236	1224	1224	1226	1215
SSI-Related	638	644	657	667	676	679	686	694	696	693	699	706
Waiver	742	742	743	744	747	757	773	779	775	782	773	779
Elderly & Disabled Coverage Total	3154	3159	3186	3205	3220	3260	3292	3315	3298	3299	3291	3283
Family Planning Only Services	634	628	640	643	647	657	658	652	654	652	650	652
Foster Care	99	95	94	94	97	101	101	108	109	110	110	108
Medicare Beneficiaries	245	243	244	246	245	247	250	245	247	248	246	245
Miscellaneous	46	47	48	50	50	51	69	70	72	72	72	73
Subsidized Adoption	1	1	1	1	1	3	2	3	3	3	3	3
Well Woman MA	13	13	13	13	13	13	13	13	13	13	13	13
Other Coverage Total	1038	1027	1040	1047	1053	1072	1093	1091	1098	1098	1094	1094
Total Coverage	19892	20081	20276	20458	20617	20843	21023	21156	21236	21293	21407	21510

WISCONSIN MEDICAID

Note: Wisconsin implemented BadgerCare Plus on 2/01/2008. Because BadgerCare Plus simplified the eligibility determination, categories for Family Coverage were changed from sub-programs to types of individuals. This report shows the number of members certified by each county or tribe. The county of certification may or may not be the county of residence.

COUNTY OR TRIBE: WALWORTH**2020**

	JAN	FEB	MAR	APR	MAY	JUN	JUL	AUG	SEP	OCT	NOV	DEC
Childless Adults	2301	2330	2317	2503	2647	2726	2814	2898	3014	3128	3247	3418
Children	6280	6363	6396	6609	6710	6804	6885	6887	6943	6950	6947	7030
Income Extensions	1433	1410	1420	1451	1444	1485	1588	1680	1786	1916	2068	2177
Parents/Caretakers	1956	1985	1962	2119	2251	2331	2356	2381	2430	2409	2392	2413
Pregnant Women	262	246	239	258	278	299	315	330	335	341	351	369
Youths Exiting	20	19	19	20	21	20	18	18	17	18	17	17
BadgerCare Plus Total	12252	12353	12353	12960	13351	13665	13976	14194	14525	14762	15022	15424
Institutionalized	206	204	202	210	209	205	203	199	199	201	196	192
Katie Beckett Program	8	8	7	7	7
MAPP	368	359	353	343	333	335	343	355	359	368	376	380
SSI	1156	1155	1166	1173	1187	1198	1199	1200	1203	1212	1214	1210
SSI-Related	445	451	458	491	539	553	563	575	586	599	615	628
Waiver	738	732	726	735	753	750	749	746	745	749	747	748
Elderly & Disabled Coverage Total	2921	2909	2912	2959	3028	3041	3057	3075	3092	3129	3148	3158
Family Planning Only Services	596	596	614	603	602	592	601	610	612	620	618	621
Foster Care	91	91	83	88	91	90	98	104	105	104	100	100
Medicare Beneficiaries	264	259	258	250	245	245	247	245	249	251	247	247
Miscellaneous	35	36	38	37	37	42	41	41	42	42	44	46
Subsidized Adoption	1	1	1	1
Well Woman MA	13	12	12	12	12	12	12	12	12	12	12	13
Other Coverage Total	999	994	1005	990	987	981	999	1012	1021	1030	1022	1028
Total Coverage	16172	16256	16270	16909	17366	17687	18032	18281	18638	18921	19192	19610

WISCONSIN MEDICAID

Note: Wisconsin implemented BadgerCare Plus on 2/01/2008. Because BadgerCare Plus simplified the eligibility determination, categories for Family Coverage were changed from sub-programs to types of individuals. This report shows the number of members certified by each county or tribe. The county of certification may or may not be the county of residence.

COUNTY OR TRIBE: WALWORTH**2019**

	JAN	FEB	MAR	APR	MAY	JUN	JUL	AUG	SEP	OCT	NOV	DEC
Childless Adults	2153	2172	2192	2218	2188	2187	2178	2191	2210	2228	2232	2261
Children	6874	6826	6785	6746	6641	6597	6526	6543	6407	6411	6291	6276
Express Enroll-PW	.	1
Income Extensions	742	802	878	914	966	1038	1106	1161	1261	1323	1400	1436
Parents/Caretakers	1993	1998	1998	2048	2032	2032	2063	2036	1998	1959	1915	1919
Pregnant Women	272	281	285	276	282	281	267	282	272	275	260	259
Youths Exiting	14	15	16	16	17	17	16	16	16	16	17	20
BadgerCare Plus Total	12048	12095	12154	12218	12126	12152	12156	12229	12164	12212	12115	12171
Institutionalized	219	221	219	220	212	215	217	221	218	212	213	209
Katie Beckett Program	6	6	6	6	6	7	7	5	5	8	8	8
MAPP	434	433	428	425	433	433	441	454	425	401	391	377
SSI	1167	1164	1170	1167	1178	1162	1171	1162	1172	1174	1165	1160
SSI-Related	276	280	287	286	274	280	282	284	343	377	406	432
Waiver	695	699	704	705	707	698	694	705	714	719	730	733
Elderly & Disabled Coverage Total	2797	2803	2814	2809	2810	2795	2812	2831	2877	2891	2913	2919
Family Planning Only Services	595	589	588	588	598	622	622	622	617	616	608	585
Foster Care	95	97	93	98	102	107	101	98	105	102	103	98
Medicare Beneficiaries	338	330	324	328	327	329	335	335	291	283	274	257
Miscellaneous	36	35	35	39	41	37	38	43	44	46	46	45
Subsidized Adoption	1	.
Well Woman MA	15	15	15	15	15	16	15	15	14	14	13	13
Other Coverage Total	1079	1066	1055	1068	1083	1111	1111	1113	1071	1061	1045	998
Total Coverage	15924	15964	16023	16095	16019	16058	16079	16173	16112	16164	16073	16088

WISCONSIN MEDICAID

Note: Wisconsin implemented BadgerCare Plus on 2/01/2008. Because BadgerCare Plus simplified the eligibility determination, categories for Family Coverage were changed from sub-programs to types of individuals. This report shows the number of members certified by each county or tribe. The county of certification may or may not be the county of residence.

COUNTY OR TRIBE: WASHBURN

2024

	JAN	FEB	MAR	APR	MAY	JUN	JUL	AUG	SEP	OCT	NOV	DEC
Childless Adults	547	518	467
Children	904	939	969
Income Extensions	927	828	669
Parents/Caretakers	378	380	352
Pregnant Women	71	67	68
Youths Exiting	1	1	1
BadgerCare Plus Total	2828	2733	2526
Institutionalized	28	28	31
MAPP	150	150	146
SSI	336	332	335
SSI-Related	103	103	100
Waiver	113	111	118
Elderly & Disabled Coverage Total	730	724	730
Family Planning Only Services	67	63	63
Foster Care	41	45	45
Medicare Beneficiaries	27	29	35
Miscellaneous	19	19	19
Subsidized Adoption	1	1	1
Other Coverage Total	155	157	163
Total Coverage	3713	3614	3419

WISCONSIN MEDICAID

Note: Wisconsin implemented BadgerCare Plus on 2/01/2008. Because BadgerCare Plus simplified the eligibility determination, categories for Family Coverage were changed from sub-programs to types of individuals. This report shows the number of members certified by each county or tribe. The county of certification may or may not be the county of residence.

COUNTY OR TRIBE: WASHBURN**2023**

	JAN	FEB	MAR	APR	MAY	JUN	JUL	AUG	SEP	OCT	NOV	DEC
Childless Adults	698	710	711	719	721	708	683	662	610	591	579	578
Children	1023	1030	1030	1018	1029	1012	945	910	903	908	910	905
Income Extensions	710	719	727	733	725	724	746	778	840	886	906	911
Parents/Caretakers	400	402	409	406	422	415	388	392	392	387	385	395
Pregnant Women	82	83	89	89	90	86	85	88	86	88	86	84
Youths Exiting	1	1	1
BadgerCare Plus Total	2913	2944	2966	2965	2987	2945	2847	2830	2831	2861	2867	2874
Institutionalized	28	30	33	32	31	29	30	31	30	30	29	28
MAPP	162	160	167	168	162	167	165	162	167	164	153	148
SSI	365	363	365	365	370	351	353	359	351	350	343	341
SSI-Related	142	141	140	139	139	128	122	124	121	117	117	116
Waiver	153	154	154	148	149	131	124	119	117	118	120	113
Elderly & Disabled Coverage Total	850	848	859	852	851	806	794	795	786	779	762	746
Family Planning Only Services	102	100	100	101	100	102	91	84	78	76	73	71
Foster Care	38	37	38	41	42	43	42	42	40	40	39	40
Medicare Beneficiaries	35	36	35	33	32	31	28	26	28	28	30	31
Miscellaneous	20	20	20	20	20	20	20	20	20	20	20	20
Subsidized Adoption	1	1	1
Well Woman MA	2	2	2	2	2	2	2	2	2	2	1	1
Other Coverage Total	197	195	195	197	196	198	183	174	168	167	164	164
Total Coverage	3960	3987	4020	4014	4034	3949	3824	3799	3785	3807	3793	3784

WISCONSIN MEDICAID

Note: Wisconsin implemented BadgerCare Plus on 2/01/2008. Because BadgerCare Plus simplified the eligibility determination, categories for Family Coverage were changed from sub-programs to types of individuals. This report shows the number of members certified by each county or tribe. The county of certification may or may not be the county of residence.

COUNTY OR TRIBE: WASHBURN**2022**

	JAN	FEB	MAR	APR	MAY	JUN	JUL	AUG	SEP	OCT	NOV	DEC
Childless Adults	569	574	574	582	595	603	621	641	657	666	678	693
Children	997	969	948	939	930	940	954	972	979	1013	1016	1023
Income Extensions	514	543	552	558	560	566	586	608	640	666	689	688
Parents/Caretakers	379	377	376	390	392	397	387	390	387	392	393	399
Pregnant Women	68	66	63	57	57	59	64	70	72	74	78	80
BadgerCare Plus Total	2527	2529	2513	2526	2534	2565	2612	2681	2735	2811	2854	2883
Institutionalized	33	33	30	28	28	29	27	28	29	29	30	31
MAPP	123	120	117	120	120	119	142	141	149	152	157	162
SSI	368	370	371	371	374	368	355	366	363	362	365	366
SSI-Related	122	124	123	124	125	129	122	128	129	137	140	142
Waiver	136	140	144	138	143	144	143	143	146	150	151	152
Elderly & Disabled Coverage Total	782	787	785	781	790	789	789	806	816	830	843	853
Family Planning Only Services	91	93	94	94	94	92	92	97	102	103	101	104
Foster Care	33	33	33	33	38	38	39	39	38	38	39	40
Medicare Beneficiaries	38	38	37	36	35	36	37	34	33	36	36	37
Miscellaneous	18	18	18	18	18	18	18	18	18	18	18	18
Well Woman MA	1	1	1	1	1	1	1	1	1	1	1	2
Other Coverage Total	181	183	183	182	186	185	187	189	192	196	195	201
Total Coverage	3490	3499	3481	3489	3510	3539	3588	3676	3743	3837	3892	3937

WISCONSIN MEDICAID

Note: Wisconsin implemented BadgerCare Plus on 2/01/2008. Because BadgerCare Plus simplified the eligibility determination, categories for Family Coverage were changed from sub-programs to types of individuals. This report shows the number of members certified by each county or tribe. The county of certification may or may not be the county of residence.

COUNTY OR TRIBE: WASHBURN**2021**

	JAN	FEB	MAR	APR	MAY	JUN	JUL	AUG	SEP	OCT	NOV	DEC
Childless Adults	513	517	517	526	537	550	559	555	548	538	549	563
Children	1023	1027	1024	1029	1039	1036	1038	1039	1025	983	985	990
Income Extensions	394	388	382	387	388	396	412	400	419	435	456	487
Parents/Caretakers	454	462	461	462	463	464	459	450	432	404	387	385
Pregnant Women	56	57	56	58	59	67	68	72	71	69	70	68
BadgerCare Plus Total	2440	2451	2440	2462	2486	2513	2536	2516	2495	2429	2447	2493
Institutionalized	49	48	48	45	41	41	40	40	37	36	34	30
MAPP	115	115	116	116	113	115	115	116	116	117	116	118
SSI	371	373	372	373	371	369	374	373	371	369	370	368
SSI-Related	103	104	106	108	110	111	111	111	114	116	117	118
Waiver	133	134	132	133	134	134	135	133	138	133	134	136
Elderly & Disabled Coverage Total	771	774	774	775	769	770	775	773	776	771	771	770
Family Planning Only Services	100	100	100	97	98	99	98	95	94	94	93	93
Foster Care	23	25	23	25	25	25	26	28	29	31	31	32
Medicare Beneficiaries	49	48	49	47	46	46	45	47	45	42	40	39
Miscellaneous	18	18	18	18	18	18	18	18	18	18	18	18
Well Woman MA	1	1	1	1	1	1	1	1	1	1	1	1
Other Coverage Total	191	192	191	188	188	189	188	189	187	186	183	183
Total Coverage	3402	3417	3405	3425	3443	3472	3499	3478	3458	3386	3401	3446

WISCONSIN MEDICAID

Note: Wisconsin implemented BadgerCare Plus on 2/01/2008. Because BadgerCare Plus simplified the eligibility determination, categories for Family Coverage were changed from sub-programs to types of individuals. This report shows the number of members certified by each county or tribe. The county of certification may or may not be the county of residence.

COUNTY OR TRIBE: WASHBURN**2020**

	JAN	FEB	MAR	APR	MAY	JUN	JUL	AUG	SEP	OCT	NOV	DEC
Childless Adults	308	311	316	344	364	383	413	435	444	477	496	505
Children	864	867	856	866	873	889	903	890	907	1017	1014	1027
Income Extensions	199	198	184	184	189	203	197	224	237	332	360	367
Parents/Caretakers	305	319	321	320	343	355	359	356	360	426	444	458
Pregnant Women	42	36	33	37	35	32	39	40	43	52	49	50
BadgerCare Plus Total	1718	1731	1710	1751	1804	1862	1911	1945	1991	2304	2363	2407
Institutionalized	57	62	61	65	59	58	61	56	52	51	51	53
MAPP	118	115	113	119	113	107	117	122	123	117	119	117
SSI	363	366	370	368	372	373	375	377	372	373	375	371
SSI-Related	83	89	97	103	99	107	110	108	108	108	106	103
Waiver	124	127	133	137	136	138	149	143	143	139	138	136
Elderly & Disabled Coverage Total	745	759	774	792	779	783	812	806	798	788	789	780
Family Planning Only Services	118	116	117	116	111	110	108	107	106	108	104	102
Foster Care	16	18	18	20	22	23	23	23	24	24	25	24
Medicare Beneficiaries	57	57	57	58	56	53	52	53	53	51	51	52
Miscellaneous	16	16	15	15	15	15	15	15	15	15	15	15
Well Woman MA	1	1	1	1	1	1	1	1	1	1	1	1
Other Coverage Total	208	208	208	210	205	202	199	199	199	199	196	194
Total Coverage	2671	2698	2692	2753	2788	2847	2922	2950	2988	3291	3348	3381

WISCONSIN MEDICAID

Note: Wisconsin implemented BadgerCare Plus on 2/01/2008. Because BadgerCare Plus simplified the eligibility determination, categories for Family Coverage were changed from sub-programs to types of individuals. This report shows the number of members certified by each county or tribe. The county of certification may or may not be the county of residence.

COUNTY OR TRIBE: WASHBURN**2019**

	JAN	FEB	MAR	APR	MAY	JUN	JUL	AUG	SEP	OCT	NOV	DEC
Childless Adults	260	266	263	274	278	276	288	291	287	293	308	316
Children	948	933	910	904	916	910	902	893	896	907	906	885
Income Extensions	122	119	132	141	155	172	189	185	211	197	202	219
Parents/Caretakers	330	329	322	316	315	313	314	316	305	307	311	307
Pregnant Women	57	57	49	44	44	49	47	48	49	51	47	44
BadgerCare Plus Total	1717	1704	1676	1679	1708	1720	1740	1733	1748	1755	1774	1771
Institutionalized	65	65	65	59	55	56	52	55	57	57	56	55
MAPP	131	134	135	139	136	135	132	130	126	121	122	119
SSI	384	387	392	393	389	383	386	384	383	376	369	368
SSI-Related	37	40	42	44	41	39	39	40	57	62	69	74
Waiver	121	123	131	134	133	132	138	134	131	124	123	127
Elderly & Disabled Coverage Total	738	749	765	769	754	745	747	743	754	740	739	743
Family Planning Only Services	120	122	125	121	121	123	124	124	119	124	127	128
Foster Care	15	15	14	14	14	15	14	16	17	18	17	15
Medicare Beneficiaries	73	71	67	74	77	81	80	78	69	67	63	59
Miscellaneous	15	16	16	16	16	16	16	16	16	16	16	16
Well Woman MA	2	2	2	3	3	3	3	3	3	2	2	1
Other Coverage Total	225	226	224	228	231	238	237	237	224	227	225	219
Total Coverage	2680	2679	2665	2676	2693	2703	2724	2713	2726	2722	2738	2733

WISCONSIN MEDICAID

Note: Wisconsin implemented BadgerCare Plus on 2/01/2008. Because BadgerCare Plus simplified the eligibility determination, categories for Family Coverage were changed from sub-programs to types of individuals. This report shows the number of members certified by each county or tribe. The county of certification may or may not be the county of residence.

COUNTY OR TRIBE: WASHINGTON

2024

	JAN	FEB	MAR	APR	MAY	JUN	JUL	AUG	SEP	OCT	NOV	DEC
Childless Adults	2841	2661	2558
Children	4154	4225	4362
Income Extensions	4269	4090	3671
Parents/Caretakers	1603	1574	1499
Pregnant Women	274	259	241
Youths Exiting	11	11	11
BadgerCare Plus Total	13152	12820	12342
Institutionalized	154	142	135
MAPP	491	473	452
SSI	941	928	905
SSI-Related	398	390	385
Waiver	983	973	992
Elderly & Disabled Coverage Total	2967	2906	2869
Family Planning Only Services	311	292	303
Foster Care	157	157	158
Medicare Beneficiaries	175	177	192
Miscellaneous	45	45	45
Subsidized Adoption	9	9	9
Well Woman MA	2	2	2
Other Coverage Total	699	682	709
Total Coverage	16818	16408	15920

WISCONSIN MEDICAID

Note: Wisconsin implemented BadgerCare Plus on 2/01/2008. Because BadgerCare Plus simplified the eligibility determination, categories for Family Coverage were changed from sub-programs to types of individuals. This report shows the number of members certified by each county or tribe. The county of certification may or may not be the county of residence.

COUNTY OR TRIBE: WASHINGTON**2023**

	JAN	FEB	MAR	APR	MAY	JUN	JUL	AUG	SEP	OCT	NOV	DEC
Childless Adults	3782	3800	3838	3853	3886	3793	3650	3484	3320	3176	3071	2992
Children	5354	5353	5357	5358	5327	5144	4844	4607	4477	4397	4315	4235
Income Extensions	3818	3863	3900	3905	3916	3898	3970	4015	4088	4134	4194	4228
Parents/Caretakers	1888	1886	1918	1930	1930	1887	1839	1808	1779	1751	1691	1652
Pregnant Women	395	401	406	399	394	347	348	350	341	330	316	305
Youths Exiting	17	17	17	17	16	16	13	15	12	13	13	13
BadgerCare Plus Total	15254	15320	15436	15462	15469	15085	14664	14279	14017	13801	13600	13425
Institutionalized	130	136	133	133	140	162	162	163	157	163	158	154
MAPP	417	416	412	417	418	452	447	455	459	475	483	492
SSI	1000	1010	1017	1024	1031	994	999	992	989	978	985	968
SSI-Related	474	469	476	474	475	470	462	444	434	432	429	412
Waiver	1060	1070	1082	1079	1079	1016	1006	1014	999	992	986	972
Elderly & Disabled Coverage Total	3081	3101	3120	3127	3143	3094	3076	3068	3038	3040	3041	2998
Family Planning Only Services	531	535	533	534	526	522	481	429	382	346	342	317
Foster Care	168	166	168	174	175	175	167	169	168	159	157	156
Medicare Beneficiaries	171	170	169	168	168	179	182	181	173	171	167	168
Miscellaneous	53	53	56	55	54	63	57	50	43	46	46	45
Subsidized Adoption	6	6	6	6	7	7	7	7	7	7	8	8
Well Woman MA	6	6	6	6	6	6	6	6	5	3	3	1
Other Coverage Total	935	936	938	943	936	952	900	842	778	732	723	695
Total Coverage	19270	19357	19494	19532	19548	19131	18640	18189	17833	17573	17364	17118

WISCONSIN MEDICAID

Note: Wisconsin implemented BadgerCare Plus on 2/01/2008. Because BadgerCare Plus simplified the eligibility determination, categories for Family Coverage were changed from sub-programs to types of individuals. This report shows the number of members certified by each county or tribe. The county of certification may or may not be the county of residence.

COUNTY OR TRIBE: WASHINGTON**2022**

	JAN	FEB	MAR	APR	MAY	JUN	JUL	AUG	SEP	OCT	NOV	DEC
Childless Adults	3377	3401	3446	3471	3499	3541	3591	3617	3631	3650	3685	3750
Children	5172	5235	5258	5229	5252	5283	5298	5329	5330	5314	5297	5333
Income Extensions	3072	3141	3122	3208	3231	3306	3388	3464	3532	3618	3659	3751
Parents/Caretakers	1768	1792	1853	1858	1887	1907	1923	1934	1932	1918	1902	1895
Pregnant Women	359	363	361	360	365	366	370	376	376	370	385	397
Youths Exiting	18	18	17	17	15	16	16	16	16	16	18	18
BadgerCare Plus Total	13766	13950	14057	14143	14249	14419	14586	14736	14817	14886	14946	15144
Institutionalized	136	131	130	128	132	131	134	132	130	137	132	130
MAPP	362	357	353	354	359	362	391	399	402	409	410	413
SSI	966	969	971	979	980	990	971	976	978	984	994	996
SSI-Related	460	461	465	472	472	474	457	462	468	473	474	476
Waiver	1011	1013	1026	1038	1034	1042	1037	1046	1046	1054	1061	1060
Elderly & Disabled Coverage Total	2935	2931	2945	2971	2977	2999	2990	3015	3024	3057	3071	3075
Family Planning Only Services	522	523	523	525	524	526	525	531	533	534	533	534
Foster Care	141	140	139	142	148	153	151	151	153	161	159	165
Medicare Beneficiaries	185	183	186	186	185	182	179	174	172	170	170	171
Miscellaneous	49	49	49	49	48	49	49	49	51	51	51	51
Subsidized Adoption	5	5	6	6	6	6	7	7	7	7	7	6
Well Woman MA	7	7	7	7	7	7	7	7	7	6	6	6
Other Coverage Total	909	907	910	915	918	923	918	919	923	929	926	933
Total Coverage	17610	17788	17912	18029	18144	18341	18494	18670	18764	18872	18943	19152

WISCONSIN MEDICAID

Note: Wisconsin implemented BadgerCare Plus on 2/01/2008. Because BadgerCare Plus simplified the eligibility determination, categories for Family Coverage were changed from sub-programs to types of individuals. This report shows the number of members certified by each county or tribe. The county of certification may or may not be the county of residence.

COUNTY OR TRIBE: WASHINGTON**2021**

	JAN	FEB	MAR	APR	MAY	JUN	JUL	AUG	SEP	OCT	NOV	DEC
Childless Adults	2774	2820	2893	2962	3001	3067	3103	3142	3173	3219	3267	3340
Children	5165	5183	5205	5217	5250	5279	5318	5325	5343	5290	5252	5223
Income Extensions	1786	1870	1943	2020	2135	2212	2263	2299	2380	2598	2769	2885
Parents/Caretakers	1912	1926	1940	1958	1937	1924	1931	1931	1939	1881	1820	1803
Pregnant Women	284	282	294	308	327	333	342	348	354	360	354	361
Youths Exiting	17	17	17	18	19	19	19	19	19	19	19	19
BadgerCare Plus Total	11938	12098	12292	12483	12669	12834	12976	13064	13208	13367	13481	13631
Institutionalized	160	148	154	152	146	146	147	149	142	145	138	136
Katie Beckett Program	1	1	1	1
MAPP	321	328	331	337	345	348	349	348	352	354	355	359
SSI	922	929	928	936	930	933	936	941	942	950	950	955
SSI-Related	412	417	426	435	436	438	438	437	445	453	456	458
Waiver	1005	995	991	988	990	991	998	1009	1008	1009	1000	1009
Elderly & Disabled Coverage Total	2821	2818	2831	2849	2847	2856	2868	2884	2889	2911	2899	2917
Family Planning Only Services	522	531	527	523	522	521	528	531	528	529	531	522
Foster Care	126	126	124	127	127	127	132	134	135	139	137	139
Medicare Beneficiaries	199	200	199	201	201	198	196	193	191	190	190	185
Miscellaneous	48	48	49	49	48	49	50	50	49	48	49	49
Subsidized Adoption	6	6	6	6	6	6	5	6	6	6	6	6
Well Woman MA	7	7	7	7	7	7	7	7	7	7	7	7
Other Coverage Total	908	918	912	913	911	908	918	921	916	919	920	908
Total Coverage	15667	15834	16035	16245	16427	16598	16762	16869	17013	17197	17300	17456

WISCONSIN MEDICAID

Note: Wisconsin implemented BadgerCare Plus on 2/01/2008. Because BadgerCare Plus simplified the eligibility determination, categories for Family Coverage were changed from sub-programs to types of individuals. This report shows the number of members certified by each county or tribe. The county of certification may or may not be the county of residence.

COUNTY OR TRIBE: WASHINGTON**2020**

	JAN	FEB	MAR	APR	MAY	JUN	JUL	AUG	SEP	OCT	NOV	DEC
Childless Adults	1719	1765	1778	1974	2107	2184	2260	2343	2407	2488	2570	2701
Children	4391	4474	4464	4674	4782	4895	5001	5026	5054	5050	5071	5120
Income Extensions	1110	1122	1122	1108	1109	1122	1174	1265	1357	1497	1629	1702
Parents/Caretakers	1398	1409	1425	1551	1680	1772	1796	1830	1862	1858	1855	1882
Pregnant Women	177	183	173	190	201	213	232	241	244	254	259	276
Youths Exiting	17	16	15	15	17	18	18	17	17	16	17	17
BadgerCare Plus Total	8812	8969	8977	9512	9896	10204	10481	10722	10941	11163	11401	11698
Institutionalized	194	192	189	191	185	182	173	170	170	167	167	169
Katie Beckett Program	8	9	9	11	11	1	1	1	1	1	1	1
MAPP	316	307	297	303	293	291	299	306	303	309	310	315
SSI	852	847	858	874	880	886	893	896	899	900	907	913
SSI-Related	285	309	333	346	362	375	384	383	391	390	402	406
Waiver	981	979	986	1002	1018	1022	1027	1022	1031	1029	1023	1014
Elderly & Disabled Coverage Total	2636	2643	2672	2727	2749	2757	2777	2778	2795	2796	2810	2818
Family Planning Only Services	490	499	500	502	507	511	521	525	523	524	530	530
Foster Care	116	111	104	107	112	114	115	114	117	120	120	128
Medicare Beneficiaries	211	201	201	199	199	200	198	196	191	194	195	200
Miscellaneous	42	44	44	44	45	44	44	45	45	45	47	47
Subsidized Adoption	6	6	6	6	6	6	6	6	6	6	6	6
Well Woman MA	8	7	7	7	7	7	7	7	7	7	7	7
Other Coverage Total	873	868	862	865	876	882	891	893	889	896	905	918
Total Coverage	12321	12480	12511	13104	13521	13843	14149	14393	14625	14855	15116	15434

WISCONSIN MEDICAID

Note: Wisconsin implemented BadgerCare Plus on 2/01/2008. Because BadgerCare Plus simplified the eligibility determination, categories for Family Coverage were changed from sub-programs to types of individuals. This report shows the number of members certified by each county or tribe. The county of certification may or may not be the county of residence.

COUNTY OR TRIBE: WASHINGTON**2019**

	JAN	FEB	MAR	APR	MAY	JUN	JUL	AUG	SEP	OCT	NOV	DEC
Childless Adults	1698	1698	1726	1696	1704	1682	1679	1685	1683	1697	1674	1690
Children	4677	4672	4700	4676	4703	4658	4510	4507	4427	4428	4402	4369
Express Enroll-Children	1	.	.
Express Enroll-PW	.	.	1
Income Extensions	680	702	717	747	778	842	930	934	1019	1026	1098	1125
Parents/Caretakers	1449	1459	1476	1488	1480	1466	1459	1473	1447	1442	1445	1421
Pregnant Women	184	190	207	207	212	204	187	177	170	166	163	171
Youths Exiting	9	10	11	11	12	14	16	16	16	15	14	15
BadgerCare Plus Total	8697	8731	8838	8825	8889	8866	8781	8792	8762	8775	8796	8791
Institutionalized	196	201	206	209	204	201	196	198	202	206	201	195
Katie Beckett Program	9	9	9	8	8	8	7	7	7	7	7	8
MAPP	346	348	341	342	340	353	360	355	346	337	328	321
SSI	816	821	815	822	824	825	828	845	835	845	843	852
SSI-Related	149	152	154	159	158	151	160	160	210	235	265	269
Waiver	975	967	972	979	980	988	996	987	983	984	997	983
Elderly & Disabled Coverage Total	2491	2498	2497	2519	2514	2526	2547	2552	2583	2614	2641	2628
Family Planning Only Services	573	561	555	545	546	542	530	524	513	494	488	486
Foster Care	115	118	126	120	114	122	118	112	115	115	108	114
Medicare Beneficiaries	247	254	248	256	257	253	256	257	229	224	214	217
Miscellaneous	25	25	30	30	34	34	39	37	38	38	42	43
Subsidized Adoption	5	5	5	5	5	5	5	5	4	5	6	6
Well Woman MA	8	9	9	9	9	9	9	9	10	9	9	9
Other Coverage Total	973	972	973	965	965	965	957	944	909	885	867	875
Total Coverage	12161	12201	12308	12309	12368	12357	12285	12288	12254	12274	12304	12294

WISCONSIN MEDICAID

Note: Wisconsin implemented BadgerCare Plus on 2/01/2008. Because BadgerCare Plus simplified the eligibility determination, categories for Family Coverage were changed from sub-programs to types of individuals. This report shows the number of members certified by each county or tribe. The county of certification may or may not be the county of residence.

COUNTY OR TRIBE: WAUKESHA

2024

	JAN	FEB	MAR	APR	MAY	JUN	JUL	AUG	SEP	OCT	NOV	DEC
Childless Adults	8118	7695	7332
Children	9628	9729	10157
Express Enroll-PW	1
Income Extensions	9303	9011	8070
Parents/Caretakers	3663	3571	3461
Pregnant Women	663	627	577
Youths Exiting	25	26	25
BadgerCare Plus Total	31401	30659	29622
Institutionalized	437	422	412
MAPP	1250	1192	1171
SSI	3175	3119	3092
SSI-Related	1508	1491	1474
Waiver	1858	1855	1868
Elderly & Disabled Coverage Total	8228	8079	8017
Family Planning Only Services	959	923	909
Foster Care	229	235	233
Medicare Beneficiaries	509	532	544
Miscellaneous	76	76	77
Subsidized Adoption	4	4	4
Well Woman MA	18	17	14
Other Coverage Total	1795	1787	1781
Total Coverage	41424	40525	39420

WISCONSIN MEDICAID

Note: Wisconsin implemented BadgerCare Plus on 2/01/2008. Because BadgerCare Plus simplified the eligibility determination, categories for Family Coverage were changed from sub-programs to types of individuals. This report shows the number of members certified by each county or tribe. The county of certification may or may not be the county of residence.

COUNTY OR TRIBE: WAUKESHA**2023**

	JAN	FEB	MAR	APR	MAY	JUN	JUL	AUG	SEP	OCT	NOV	DEC
Childless Adults	10470	10559	10733	10898	10994	10708	10275	9713	9276	8940	8676	8355
Children	12220	12259	12173	12091	12040	11579	11078	10629	10291	10190	9922	9656
Income Extensions	8197	8303	8388	8492	8562	8484	8578	8752	8896	9027	9158	9263
Parents/Caretakers	4260	4264	4337	4363	4388	4256	4213	4143	4012	3952	3843	3707
Pregnant Women	924	946	955	960	976	763	739	740	720	725	707	685
Youths Exiting	26	26	25	22	21	20	19	19	21	22	21	24
BadgerCare Plus Total	36097	36357	36611	36826	36981	35810	34902	33996	33216	32856	32327	31690
Institutionalized	408	408	410	411	415	467	460	460	465	464	462	454
Katie Beckett Program	1	1	1	1	1	1
MAPP	1071	1067	1069	1065	1080	1170	1170	1175	1197	1228	1235	1249
SSI	3342	3360	3377	3376	3378	3270	3261	3279	3277	3243	3243	3197
SSI-Related	1613	1622	1630	1653	1665	1645	1622	1595	1567	1577	1556	1526
Waiver	1962	1967	2001	2006	2022	1896	1898	1887	1864	1862	1851	1859
Elderly & Disabled Coverage Total	8397	8425	8488	8512	8561	8449	8411	8396	8370	8374	8347	8285
Family Planning Only Services	1670	1673	1668	1666	1664	1542	1418	1308	1198	1116	1043	965
Foster Care	240	239	239	236	241	242	245	245	244	240	235	229
Medicare Beneficiaries	483	476	470	467	470	500	494	486	485	473	497	497
Miscellaneous	116	115	115	117	118	160	135	107	74	75	76	77
Subsidized Adoption	5	5	5	4	3	3	3	3	3	4	4	4
Well Woman MA	25	23	23	22	23	23	23	23	23	19	18	19
Other Coverage Total	2539	2531	2520	2512	2519	2470	2318	2172	2027	1927	1873	1791
Total Coverage	47033	47313	47619	47850	48061	46729	45631	44564	43613	43157	42547	41766

WISCONSIN MEDICAID

Note: Wisconsin implemented BadgerCare Plus on 2/01/2008. Because BadgerCare Plus simplified the eligibility determination, categories for Family Coverage were changed from sub-programs to types of individuals. This report shows the number of members certified by each county or tribe. The county of certification may or may not be the county of residence.

COUNTY OR TRIBE: WAUKESHA**2022**

	JAN	FEB	MAR	APR	MAY	JUN	JUL	AUG	SEP	OCT	NOV	DEC
Childless Adults	9024	9141	9215	9309	9405	9617	9753	9854	9966	10028	10140	10288
Children	12256	12231	12219	12184	12127	12053	12037	12080	12120	12089	12096	12161
Income Extensions	6475	6545	6682	6928	7073	7195	7356	7494	7664	7838	7939	8075
Parents/Caretakers	4216	4282	4279	4210	4165	4175	4200	4194	4201	4189	4204	4224
Pregnant Women	845	839	845	882	893	890	912	914	917	922	922	929
Youths Exiting	31	29	29	28	26	28	31	28	28	28	26	25
BadgerCare Plus Total	32847	33067	33269	33541	33689	33958	34289	34564	34896	35094	35327	35702
Institutionalized	451	440	438	434	437	438	421	432	424	429	423	413
Katie Beckett Program	1	1	1	1	1	1	1	1	1	1	1	1
MAPP	974	958	960	963	963	967	1025	1039	1040	1044	1056	1060
SSI	3085	3096	3126	3149	3181	3209	3199	3237	3260	3282	3307	3325
SSI-Related	1552	1567	1540	1553	1558	1580	1552	1548	1556	1567	1580	1597
Waiver	2110	2097	2104	2082	2069	2045	2002	1975	1989	1986	1983	1965
Elderly & Disabled Coverage Total	8173	8159	8169	8182	8209	8240	8200	8232	8270	8309	8350	8361
Family Planning Only Services	1607	1609	1620	1616	1626	1635	1633	1637	1636	1644	1660	1665
Foster Care	253	251	243	238	242	239	242	243	247	244	243	241
Medicare Beneficiaries	506	506	502	501	493	486	488	486	482	475	472	476
Miscellaneous	99	99	99	104	108	110	111	114	115	116	117	116
Subsidized Adoption	3	3	3	3	3	3	3	4	4	4	5	5
Well Woman MA	23	23	25	25	25	25	25	26	26	26	26	25
Other Coverage Total	2491	2491	2492	2487	2497	2498	2502	2510	2510	2509	2523	2528
Total Coverage	43511	43717	43930	44210	44395	44696	44991	45306	45676	45912	46200	46591

WISCONSIN MEDICAID

Note: Wisconsin implemented BadgerCare Plus on 2/01/2008. Because BadgerCare Plus simplified the eligibility determination, categories for Family Coverage were changed from sub-programs to types of individuals. This report shows the number of members certified by each county or tribe. The county of certification may or may not be the county of residence.

COUNTY OR TRIBE: WAUKESHA**2021**

	JAN	FEB	MAR	APR	MAY	JUN	JUL	AUG	SEP	OCT	NOV	DEC
Childless Adults	7637	7790	7949	8056	8181	8275	8385	8459	8556	8629	8705	8898
Children	12187	12259	12335	12366	12447	12485	12571	12612	12655	12613	12406	12308
Income Extensions	4059	4219	4338	4476	4628	4780	4917	5012	5136	5362	5926	6287
Parents/Caretakers	4421	4486	4515	4531	4548	4536	4541	4532	4507	4471	4280	4223
Pregnant Women	682	695	714	734	761	764	789	815	840	830	827	834
Youths Exiting	34	34	34	34	31	30	31	29	31	29	29	29
BadgerCare Plus Total	29020	29483	29885	30197	30596	30870	31234	31459	31725	31934	32173	32579
Institutionalized	478	475	471	476	471	469	478	471	473	460	456	456
Katie Beckett Program	1	1	1	1	1	1	1	1	1	1	1	1
MAPP	918	922	920	932	937	939	948	954	959	961	959	970
SSI	2884	2892	2905	2932	2949	2952	2974	2988	3011	3033	3043	3064
SSI-Related	1369	1390	1403	1411	1428	1445	1466	1478	1503	1514	1529	1547
Waiver	2099	2108	2122	2120	2118	2129	2142	2150	2152	2146	2150	2124
Elderly & Disabled Coverage Total	7749	7788	7822	7872	7904	7935	8009	8042	8099	8115	8138	8162
Family Planning Only Services	1465	1476	1491	1509	1542	1580	1582	1585	1581	1605	1613	1620
Foster Care	235	237	235	239	241	241	244	241	243	241	244	250
Medicare Beneficiaries	534	540	533	529	534	530	522	522	511	511	503	510
Miscellaneous	64	65	66	66	67	67	85	86	89	89	91	95
Subsidized Adoption	1	1	1	1	1	2	2	2	2	3	3	3
Well Woman MA	22	22	22	22	21	21	21	22	22	23	23	23
Other Coverage Total	2321	2341	2348	2366	2406	2441	2456	2458	2448	2472	2477	2501
Total Coverage	39090	39612	40055	40435	40906	41246	41699	41959	42272	42521	42788	43242

WISCONSIN MEDICAID

Note: Wisconsin implemented BadgerCare Plus on 2/01/2008. Because BadgerCare Plus simplified the eligibility determination, categories for Family Coverage were changed from sub-programs to types of individuals. This report shows the number of members certified by each county or tribe. The county of certification may or may not be the county of residence.

COUNTY OR TRIBE: WAUKESHA**2020**

	JAN	FEB	MAR	APR	MAY	JUN	JUL	AUG	SEP	OCT	NOV	DEC
Childless Adults	4810	4784	4829	5356	5663	5892	6107	6308	6502	6669	6983	7427
Children	10445	10468	10444	11017	11301	11482	11647	11753	11773	11781	11813	12025
Express Enroll-Children	1
Express Enroll-PW	1	1	1
Income Extensions	2564	2554	2624	2688	2633	2640	2767	2985	3245	3542	3809	3954
Parents/Caretakers	3280	3283	3254	3583	3897	4104	4199	4236	4229	4221	4279	4360
Pregnant Women	422	434	450	491	503	519	569	599	627	630	624	652
Youths Exiting	28	29	27	29	30	31	31	32	32	31	31	33
BadgerCare Plus Total	21550	21553	21629	23164	24027	24668	25320	25913	26408	26874	27539	28452
Institutionalized	649	647	638	641	631	614	608	597	581	576	564	525
Katie Beckett Program	10	10	10	10	10	1	1	1	1	1	1	1
MAPP	870	854	851	854	843	837	834	851	863	885	893	905
SSI	2834	2832	2834	2842	2833	2837	2864	2866	2857	2877	2885	2888
SSI-Related	962	1007	1050	1108	1156	1200	1224	1256	1278	1319	1351	1366
Waiver	2086	2098	2127	2147	2162	2181	2183	2164	2170	2166	2165	2137
Elderly & Disabled Coverage Total	7411	7448	7510	7602	7635	7670	7714	7735	7750	7824	7859	7822
Family Planning Only Services	1239	1229	1237	1259	1307	1318	1358	1377	1393	1411	1438	1436
Foster Care	230	224	229	226	229	235	228	223	226	230	231	238
Medicare Beneficiaries	570	560	561	561	558	552	550	544	539	533	543	536
Miscellaneous	49	48	51	54	54	55	56	60	60	61	61	61
Subsidized Adoption	1	1	1	2	1	1	1	1	1	1	1	1
TB-Related	1	1	1
Well Woman MA	20	20	19	19	19	19	19	19	20	20	20	21
Other Coverage Total	2110	2083	2099	2121	2168	2180	2212	2224	2239	2256	2294	2293
Total Coverage	31071	31084	31238	32887	33830	34518	35246	35872	36397	36954	37692	38567

WISCONSIN MEDICAID

Note: Wisconsin implemented BadgerCare Plus on 2/01/2008. Because BadgerCare Plus simplified the eligibility determination, categories for Family Coverage were changed from sub-programs to types of individuals. This report shows the number of members certified by each county or tribe. The county of certification may or may not be the county of residence.

COUNTY OR TRIBE: WAUKESHA**2019**

	JAN	FEB	MAR	APR	MAY	JUN	JUL	AUG	SEP	OCT	NOV	DEC
Childless Adults	4689	4737	4744	4718	4655	4717	4714	4716	4725	4728	4675	4735
Children	11225	11268	11219	11166	11101	11009	10840	10781	10630	10663	10480	10402
Express Enroll-Children	.	1	1	1
Express Enroll-PW	.	.	1	1	1	.	.	.
Income Extensions	1482	1547	1630	1767	1844	1920	2070	2111	2181	2289	2445	2529
Parents/Caretakers	3497	3519	3543	3568	3525	3498	3473	3484	3458	3474	3393	3327
Pregnant Women	446	457	453	448	443	445	436	431	422	421	421	424
Youths Exiting	31	33	36	33	33	32	31	31	33	27	29	28
BadgerCare Plus Total	21370	21562	21627	21701	21601	21621	21564	21555	21450	21602	21443	21445
Institutionalized	707	709	716	718	726	715	701	680	673	661	653	646
Katie Beckett Program	7	9	9	10	9	9	9	9	10	10	10	11
MAPP	982	981	987	996	981	984	1005	1001	970	939	898	880
SSI	2697	2690	2688	2708	2734	2826	2837	2829	2832	2838	2840	2849
SSI-Related	629	645	649	654	646	641	648	634	747	820	876	915
Waiver	2111	2115	2128	2146	2114	1998	2023	2042	2062	2087	2095	2103
Elderly & Disabled Coverage Total	7133	7149	7177	7232	7210	7173	7223	7195	7294	7355	7372	7404
Family Planning Only Services	1422	1401	1371	1380	1379	1343	1359	1331	1290	1285	1259	1228
Foster Care	194	198	194	206	211	215	216	228	225	226	231	232
Medicare Beneficiaries	714	700	688	690	695	702	684	702	635	606	599	571
Miscellaneous	51	51	49	54	51	49	49	51	54	54	53	53
Subsidized Adoption	2	2	2	2	2	2	2	2	2	1	2	1
TB-Related	1	1	1
Well Woman MA	24	25	24	23	23	22	22	22	22	22	21	21
Other Coverage Total	2407	2377	2328	2355	2361	2333	2332	2336	2228	2195	2166	2107
Total Coverage	30910	31088	31132	31288	31172	31127	31119	31086	30972	31152	30981	30956

WISCONSIN MEDICAID

Note: Wisconsin implemented BadgerCare Plus on 2/01/2008. Because BadgerCare Plus simplified the eligibility determination, categories for Family Coverage were changed from sub-programs to types of individuals. This report shows the number of members certified by each county or tribe. The county of certification may or may not be the county of residence.

COUNTY OR TRIBE: WAUPACA

2024

	JAN	FEB	MAR	APR	MAY	JUN	JUL	AUG	SEP	OCT	NOV	DEC
Childless Adults	1550	1482	1413
Children	2622	2728	2922
Income Extensions	2574	2403	2139
Parents/Caretakers	1096	1064	1043
Pregnant Women	199	184	190
Youths Exiting	9	9	9
BadgerCare Plus Total	8050	7870	7716
Institutionalized	301	294	295
MAPP	419	414	397
SSI	826	805	787
SSI-Related	441	436	432
Waiver	381	375	375
Elderly & Disabled Coverage Total	2368	2324	2286
Family Planning Only Services	157	157	159
Foster Care	76	82	87
Medicare Beneficiaries	155	162	167
Miscellaneous	13	13	13
Well Woman MA	3	3	3
Other Coverage Total	404	417	429
Total Coverage	10822	10611	10431

WISCONSIN MEDICAID

Note: Wisconsin implemented BadgerCare Plus on 2/01/2008. Because BadgerCare Plus simplified the eligibility determination, categories for Family Coverage were changed from sub-programs to types of individuals. This report shows the number of members certified by each county or tribe. The county of certification may or may not be the county of residence.

COUNTY OR TRIBE: WAUPACA**2023**

	JAN	FEB	MAR	APR	MAY	JUN	JUL	AUG	SEP	OCT	NOV	DEC
Childless Adults	1931	1921	1943	1954	1980	1948	1874	1775	1689	1646	1599	1554
Children	3300	3304	3314	3321	3351	3240	3061	2909	2808	2731	2716	2654
Income Extensions	2234	2264	2284	2308	2315	2304	2347	2384	2459	2512	2514	2565
Parents/Caretakers	1269	1281	1307	1335	1348	1344	1294	1267	1206	1170	1146	1104
Pregnant Women	273	279	279	275	280	241	236	244	227	219	213	220
Youths Exiting	7	7	7	7	7	6	6	6	6	7	9	9
BadgerCare Plus Total	9014	9056	9134	9200	9281	9083	8818	8585	8395	8285	8197	8106
Institutionalized	292	292	293	290	286	314	306	309	305	303	305	299
MAPP	357	359	366	364	369	387	382	382	394	403	412	419
SSI	886	880	891	891	883	845	844	842	868	850	845	838
SSI-Related	481	485	489	486	486	499	494	488	466	458	456	448
Waiver	457	460	456	452	449	389	381	383	364	369	368	371
Elderly & Disabled Coverage Total	2473	2476	2495	2483	2473	2434	2407	2404	2397	2383	2386	2375
Family Planning Only Services	203	207	204	208	212	198	186	177	168	166	161	156
Foster Care	88	90	90	89	89	89	90	90	89	83	79	77
Medicare Beneficiaries	177	176	173	176	174	181	176	173	174	172	164	166
Miscellaneous	21	21	21	21	23	31	23	17	13	13	14	15
Well Woman MA	5	5	5	5	5	6	6	5	5	4	4	4
Other Coverage Total	494	499	493	499	503	505	481	462	449	438	422	418
Total Coverage	11981	12031	12122	12182	12257	12022	11706	11451	11241	11106	11005	10899

WISCONSIN MEDICAID

Note: Wisconsin implemented BadgerCare Plus on 2/01/2008. Because BadgerCare Plus simplified the eligibility determination, categories for Family Coverage were changed from sub-programs to types of individuals. This report shows the number of members certified by each county or tribe. The county of certification may or may not be the county of residence.

COUNTY OR TRIBE: WAUPACA**2022**

	JAN	FEB	MAR	APR	MAY	JUN	JUL	AUG	SEP	OCT	NOV	DEC
Childless Adults	1778	1801	1814	1837	1843	1846	1859	1871	1869	1876	1887	1917
Children	3322	3324	3312	3274	3298	3314	3336	3343	3339	3323	3303	3311
Income Extensions	1829	1862	1874	1909	1938	1974	2014	2035	2059	2129	2197	2198
Parents/Caretakers	1274	1286	1316	1311	1311	1313	1316	1311	1317	1298	1277	1277
Pregnant Women	240	240	248	252	254	248	247	254	256	257	261	272
Youths Exiting	6	6	6	7	6	6	6	6	7	7	7	7
BadgerCare Plus Total	8449	8519	8570	8590	8650	8701	8778	8820	8847	8890	8932	8982
Institutionalized	327	321	319	318	310	302	301	305	299	301	294	295
MAPP	344	338	333	336	339	343	361	365	361	351	355	357
SSI	895	896	897	892	893	893	869	877	885	885	882	890
SSI-Related	428	435	445	449	455	455	450	455	464	475	478	479
Waiver	442	439	449	451	451	446	442	445	447	450	458	461
Elderly & Disabled Coverage Total	2436	2429	2443	2446	2448	2439	2423	2447	2456	2462	2467	2482
Family Planning Only Services	196	194	196	197	197	197	195	195	196	199	203	197
Foster Care	65	71	72	76	77	78	80	85	89	86	90	89
Medicare Beneficiaries	186	185	183	184	185	181	179	175	177	175	175	177
Miscellaneous	13	14	14	16	16	16	16	16	16	18	19	19
Well Woman MA	5	5	5	5	5	5	5	5	5	5	5	5
Other Coverage Total	465	469	470	478	480	477	475	476	483	483	492	487
Total Coverage	11350	11417	11483	11514	11578	11617	11676	11743	11786	11835	11891	11951

WISCONSIN MEDICAID

Note: Wisconsin implemented BadgerCare Plus on 2/01/2008. Because BadgerCare Plus simplified the eligibility determination, categories for Family Coverage were changed from sub-programs to types of individuals. This report shows the number of members certified by each county or tribe. The county of certification may or may not be the county of residence.

COUNTY OR TRIBE: WAUPACA**2021**

	JAN	FEB	MAR	APR	MAY	JUN	JUL	AUG	SEP	OCT	NOV	DEC
Childless Adults	1453	1485	1544	1567	1593	1608	1627	1659	1688	1703	1726	1752
Children	3381	3360	3369	3367	3394	3407	3423	3425	3440	3382	3333	3329
Income Extensions	1192	1237	1246	1273	1274	1307	1376	1419	1454	1551	1670	1722
Parents/Caretakers	1310	1315	1321	1317	1338	1336	1322	1314	1332	1297	1276	1283
Pregnant Women	174	183	190	194	205	218	222	234	231	233	241	243
Youths Exiting	9	9	9	10	9	8	7	7	6	6	6	7
BadgerCare Plus Total	7519	7589	7679	7728	7813	7884	7977	8058	8151	8172	8252	8336
Institutionalized	370	367	367	378	372	368	370	368	364	354	343	335
MAPP	323	327	330	333	336	332	334	336	338	338	342	344
SSI	880	881	884	888	894	896	894	899	901	893	895	895
SSI-Related	394	397	400	396	405	408	414	418	418	420	425	429
Waiver	426	422	423	424	429	428	427	438	439	438	437	440
Elderly & Disabled Coverage Total	2393	2394	2404	2419	2436	2432	2439	2459	2460	2443	2442	2443
Family Planning Only Services	186	187	190	184	182	180	185	189	190	189	191	196
Foster Care	46	48	50	55	57	60	60	60	65	67	69	70
Medicare Beneficiaries	199	201	205	201	198	194	191	191	190	193	190	189
Miscellaneous	8	8	9	9	9	9	11	11	11	11	10	10
Well Woman MA	5	5	5	5	5	6	6	6	6	5	5	5
Other Coverage Total	444	449	459	454	451	449	453	457	462	465	465	470
Total Coverage	10356	10432	10542	10601	10700	10765	10869	10974	11073	11080	11159	11249

WISCONSIN MEDICAID

Note: Wisconsin implemented BadgerCare Plus on 2/01/2008. Because BadgerCare Plus simplified the eligibility determination, categories for Family Coverage were changed from sub-programs to types of individuals. This report shows the number of members certified by each county or tribe. The county of certification may or may not be the county of residence.

COUNTY OR TRIBE: WAUPACA**2020**

	JAN	FEB	MAR	APR	MAY	JUN	JUL	AUG	SEP	OCT	NOV	DEC
Childless Adults	993	1019	1011	1092	1167	1206	1241	1273	1301	1349	1383	1425
Children	2961	2978	2958	3075	3146	3202	3250	3278	3313	3333	3322	3356
Income Extensions	774	779	789	796	773	801	823	885	955	1033	1105	1146
Parents/Caretakers	1045	1036	1051	1119	1190	1230	1237	1253	1267	1279	1304	1299
Pregnant Women	142	148	139	148	159	161	173	167	170	171	169	170
Youths Exiting	10	10	10	10	8	8	9	11	10	10	10	10
BadgerCare Plus Total	5925	5970	5958	6240	6443	6608	6733	6867	7016	7175	7293	7406
Institutionalized	495	486	487	484	473	474	464	460	449	444	418	379
Katie Beckett Program	1	1	1	1	1
MAPP	281	276	275	274	274	282	289	301	300	310	313	316
SSI	854	852	851	863	867	866	866	878	881	879	886	881
SSI-Related	285	294	301	308	331	347	356	363	369	382	384	387
Waiver	411	423	427	427	434	439	437	430	432	429	430	428
Elderly & Disabled Coverage Total	2327	2332	2342	2357	2380	2408	2412	2432	2431	2444	2431	2391
Family Planning Only Services	175	175	170	167	166	173	175	181	181	182	181	183
Foster Care	26	26	30	30	34	34	37	37	40	42	44	45
Medicare Beneficiaries	207	211	216	212	210	206	202	203	200	198	201	203
Miscellaneous	9	8	8	9	9	9	8	8	8	8	8	8
Well Woman MA	4	4	4	4	4	4	4	4	4	5	5	5
Other Coverage Total	421	424	428	422	423	426	426	433	433	435	439	444
Total Coverage	8673	8726	8728	9019	9246	9442	9571	9732	9880	10054	10163	10241

WISCONSIN MEDICAID

Note: Wisconsin implemented BadgerCare Plus on 2/01/2008. Because BadgerCare Plus simplified the eligibility determination, categories for Family Coverage were changed from sub-programs to types of individuals. This report shows the number of members certified by each county or tribe. The county of certification may or may not be the county of residence.

COUNTY OR TRIBE: WAUPACA**2019**

	JAN	FEB	MAR	APR	MAY	JUN	JUL	AUG	SEP	OCT	NOV	DEC
Childless Adults	1012	1024	1014	1025	1010	1013	995	998	977	978	1001	975
Children	3103	3116	3096	3127	3110	3031	3023	3035	3014	3014	3006	2974
Express Enroll-PW	2	1	.	.	.	1	.
Income Extensions	503	527	564	560	584	627	656	653	645	692	737	776
Parents/Caretakers	1067	1096	1092	1109	1132	1125	1117	1134	1142	1124	1126	1073
Pregnant Women	145	153	148	148	143	148	146	140	141	140	130	134
Youths Exiting	7	7	7	7	9	9	8	9	8	8	8	8
BadgerCare Plus Total	5837	5923	5921	5976	5988	5955	5946	5969	5927	5956	6009	5940
Institutionalized	587	589	580	558	564	547	538	535	525	527	519	512
Katie Beckett Program	.	.	1	1	1	1	1	1	1	1	1	1
MAPP	351	347	350	349	349	339	340	352	330	309	303	291
SSI	859	851	854	848	859	855	850	855	852	856	855	857
SSI-Related	154	158	162	169	166	166	170	170	215	243	271	273
Waiver	369	367	373	382	380	386	389	402	408	403	403	405
Elderly & Disabled Coverage Total	2320	2312	2320	2307	2319	2294	2288	2315	2331	2339	2352	2339
Family Planning Only Services	195	194	188	183	186	178	183	166	164	160	172	165
Foster Care	39	37	38	41	36	34	31	32	35	35	32	32
Medicare Beneficiaries	256	252	248	259	247	245	252	249	239	228	208	203
Miscellaneous	4	4	5	5	4	4	3	3	5	5	6	7
Well Woman MA	6	6	6	6	6	6	6	5	4	4	4	4
Other Coverage Total	500	493	485	494	479	467	475	455	447	432	422	411
Total Coverage	8657	8728	8726	8777	8786	8716	8709	8739	8705	8727	8783	8690

WISCONSIN MEDICAID

Note: Wisconsin implemented BadgerCare Plus on 2/01/2008. Because BadgerCare Plus simplified the eligibility determination, categories for Family Coverage were changed from sub-programs to types of individuals. This report shows the number of members certified by each county or tribe. The county of certification may or may not be the county of residence.

COUNTY OR TRIBE: WAUSHARA

2024

	JAN	FEB	MAR	APR	MAY	JUN	JUL	AUG	SEP	OCT	NOV	DEC
Childless Adults	868	826	791
Children	1424	1470	1546
Income Extensions	1198	1135	966
Parents/Caretakers	638	615	605
Pregnant Women	77	76	80
Youths Exiting	1	1	1
BadgerCare Plus Total	4206	4123	3989
Institutionalized	6	4	3
MAPP	260	238	212
SSI	390	384	386
SSI-Related	279	280	281
Waiver	168	166	159
Elderly & Disabled Coverage Total	1103	1072	1041
Family Planning Only Services	72	69	69
Foster Care	53	54	55
Medicare Beneficiaries	88	91	96
Miscellaneous	7	7	8
Well Woman MA	2	2	2
Other Coverage Total	222	223	230
Total Coverage	5531	5418	5260

WISCONSIN MEDICAID

Note: Wisconsin implemented BadgerCare Plus on 2/01/2008. Because BadgerCare Plus simplified the eligibility determination, categories for Family Coverage were changed from sub-programs to types of individuals. This report shows the number of members certified by each county or tribe. The county of certification may or may not be the county of residence.

COUNTY OR TRIBE: WAUSHARA**2023**

	JAN	FEB	MAR	APR	MAY	JUN	JUL	AUG	SEP	OCT	NOV	DEC
Childless Adults	1157	1159	1170	1183	1205	1166	1129	1066	1000	951	941	906
Children	1806	1802	1786	1791	1810	1739	1656	1589	1522	1525	1500	1455
Income Extensions	1052	1060	1056	1069	1078	1067	1076	1118	1143	1166	1194	1182
Parents/Caretakers	682	702	703	701	702	676	672	670	658	676	675	660
Pregnant Women	124	123	121	125	123	111	107	103	95	88	82	76
Youths Exiting	3	3	3	2	1	1	1	1	1	1	1	1
BadgerCare Plus Total	4824	4849	4839	4871	4919	4760	4641	4547	4419	4407	4393	4280
Institutionalized	12	12	12	13	13	10	8	8	7	7	8	6
MAPP	234	232	236	238	237	247	249	249	259	254	256	255
SSI	431	433	436	441	441	424	425	419	418	410	406	394
SSI-Related	281	283	281	282	286	285	280	274	277	274	274	276
Waiver	240	236	238	239	240	211	212	210	198	194	186	184
Elderly & Disabled Coverage Total	1198	1196	1203	1213	1217	1177	1174	1160	1159	1139	1130	1115
Family Planning Only Services	104	102	101	101	102	95	86	83	74	70	69	69
Foster Care	48	44	44	44	47	49	49	49	52	55	52	55
Medicare Beneficiaries	78	80	79	81	84	88	91	93	93	88	88	85
Miscellaneous	11	11	11	11	11	14	10	7	7	9	7	6
Well Woman MA	5	4	4	4	4	4	4	4	3	3	3	2
Other Coverage Total	246	241	239	241	248	250	240	236	229	225	219	217
Total Coverage	6268	6286	6281	6325	6384	6187	6055	5943	5807	5771	5742	5612

WISCONSIN MEDICAID

Note: Wisconsin implemented BadgerCare Plus on 2/01/2008. Because BadgerCare Plus simplified the eligibility determination, categories for Family Coverage were changed from sub-programs to types of individuals. This report shows the number of members certified by each county or tribe. The county of certification may or may not be the county of residence.

COUNTY OR TRIBE: WAUSHARA**2022**

	JAN	FEB	MAR	APR	MAY	JUN	JUL	AUG	SEP	OCT	NOV	DEC
Childless Adults	1014	1022	1041	1055	1056	1065	1082	1096	1109	1107	1122	1142
Children	1797	1815	1813	1807	1807	1832	1850	1848	1851	1841	1825	1795
Income Extensions	861	879	878	906	917	936	934	943	960	993	1028	1051
Parents/Caretakers	678	687	698	695	702	706	701	707	697	693	677	676
Pregnant Women	85	91	91	97	97	100	113	114	121	121	123	117
Youths Exiting	3	3	3	3	3	3	3	2	3	3	3	3
BadgerCare Plus Total	4438	4497	4524	4563	4582	4642	4683	4710	4741	4758	4778	4784
Institutionalized	11	12	13	13	13	14	14	14	14	13	12	12
MAPP	199	201	200	200	203	205	219	222	224	224	230	233
SSI	418	419	417	423	422	424	418	416	418	422	422	427
SSI-Related	288	290	293	292	290	293	284	289	289	292	291	287
Waiver	216	217	217	218	221	220	219	227	230	236	233	234
Elderly & Disabled Coverage Total	1132	1139	1140	1146	1149	1156	1154	1168	1175	1187	1188	1193
Family Planning Only Services	96	99	98	95	96	98	97	96	100	101	97	101
Foster Care	39	39	42	42	42	42	42	41	43	46	46	46
Medicare Beneficiaries	88	87	87	86	83	82	82	80	77	77	77	79
Miscellaneous	9	9	10	10	10	10	9	10	10	10	10	10
Well Woman MA	5	5	5	5	5	5	5	5	5	5	5	5
Other Coverage Total	237	239	242	238	236	237	235	232	235	239	235	241
Total Coverage	5807	5875	5906	5947	5967	6035	6072	6110	6151	6184	6201	6218

WISCONSIN MEDICAID

Note: Wisconsin implemented BadgerCare Plus on 2/01/2008. Because BadgerCare Plus simplified the eligibility determination, categories for Family Coverage were changed from sub-programs to types of individuals. This report shows the number of members certified by each county or tribe. The county of certification may or may not be the county of residence.

COUNTY OR TRIBE: WAUSHARA**2021**

	JAN	FEB	MAR	APR	MAY	JUN	JUL	AUG	SEP	OCT	NOV	DEC
Childless Adults	857	883	903	912	930	937	951	960	967	973	990	1004
Children	1811	1822	1837	1846	1836	1841	1866	1855	1859	1841	1819	1814
Income Extensions	576	592	618	627	632	654	670	709	713	776	837	852
Parents/Caretakers	703	707	722	737	727	718	711	703	704	678	664	670
Pregnant Women	88	86	88	84	85	88	89	86	87	93	92	86
Youths Exiting	3	3	3	3	3	3	3	3	3	3	3	3
BadgerCare Plus Total	4038	4093	4171	4209	4213	4241	4290	4316	4333	4364	4405	4429
Institutionalized	11	9	8	8	8	8	10	10	11	10	12	12
MAPP	196	194	200	204	204	208	208	205	205	202	201	199
SSI	402	404	407	407	408	409	412	414	414	419	419	421
SSI-Related	237	243	250	255	260	263	268	275	273	277	283	283
Waiver	201	196	192	191	195	196	195	196	200	205	212	216
Elderly & Disabled Coverage Total	1047	1046	1057	1065	1075	1084	1093	1100	1103	1113	1127	1131
Family Planning Only Services	90	93	94	95	98	99	98	101	102	98	99	96
Foster Care	26	26	27	28	29	35	35	32	33	33	36	37
Medicare Beneficiaries	95	96	93	91	92	94	91	91	91	89	89	88
Miscellaneous	5	6	6	6	6	7	8	9	9	9	9	8
Well Woman MA	2	2	2	2	2	2	2	3	3	4	4	5
Other Coverage Total	218	223	222	222	227	237	234	236	238	233	237	234
Total Coverage	5303	5362	5450	5496	5515	5562	5617	5652	5674	5710	5769	5794

WISCONSIN MEDICAID

Note: Wisconsin implemented BadgerCare Plus on 2/01/2008. Because BadgerCare Plus simplified the eligibility determination, categories for Family Coverage were changed from sub-programs to types of individuals. This report shows the number of members certified by each county or tribe. The county of certification may or may not be the county of residence.

COUNTY OR TRIBE: WAUSHARA**2020**

	JAN	FEB	MAR	APR	MAY	JUN	JUL	AUG	SEP	OCT	NOV	DEC
Childless Adults	549	558	574	612	631	652	694	719	744	768	796	823
Children	1549	1560	1573	1622	1639	1662	1695	1702	1726	1766	1767	1788
Income Extensions	417	375	367	369	382	417	428	448	483	508	539	565
Parents/Caretakers	526	527	541	576	605	598	606	620	628	653	663	682
Pregnant Women	71	74	68	72	75	78	76	80	82	80	82	87
Youths Exiting	3	3	3	3	3	3	3	3	3	3	3	3
BadgerCare Plus Total	3115	3097	3126	3254	3335	3410	3502	3572	3666	3778	3850	3948
Institutionalized	11	8	11	14	13	12	14	14	14	13	12	12
Katie Beckett Program	1	1	2	2	2
MAPP	187	186	186	180	176	176	172	180	185	192	196	198
SSI	408	401	407	414	413	412	407	403	398	398	401	402
SSI-Related	168	176	180	192	201	207	211	213	217	225	232	236
Waiver	211	211	207	211	213	208	213	210	202	199	199	199
Elderly & Disabled Coverage Total	986	983	993	1013	1018	1015	1017	1020	1016	1027	1040	1047
Family Planning Only Services	90	89	81	81	81	79	84	86	86	88	87	90
Foster Care	6	10	9	10	12	18	22	24	24	25	26	26
Medicare Beneficiaries	116	111	109	100	96	95	95	96	95	97	95	95
Miscellaneous	5	5	5	5	5	5	5	5	5	5	5	5
Well Woman MA	2	2	2	2	2	2	2	2	2	2	2	2
Other Coverage Total	219	217	206	198	196	199	208	213	212	217	215	218
Total Coverage	4320	4297	4325	4465	4549	4624	4727	4805	4894	5022	5105	5213

WISCONSIN MEDICAID

Note: Wisconsin implemented BadgerCare Plus on 2/01/2008. Because BadgerCare Plus simplified the eligibility determination, categories for Family Coverage were changed from sub-programs to types of individuals. This report shows the number of members certified by each county or tribe. The county of certification may or may not be the county of residence.

COUNTY OR TRIBE: WAUSHARA**2019**

	JAN	FEB	MAR	APR	MAY	JUN	JUL	AUG	SEP	OCT	NOV	DEC
Childless Adults	520	541	549	559	543	541	538	546	531	534	538	541
Children	1740	1725	1703	1727	1699	1684	1670	1636	1650	1602	1574	1546
Express Enroll-PW	1
Income Extensions	240	261	288	281	306	335	342	375	394	404	427	442
Parents/Caretakers	560	566	557	585	580	564	555	562	578	550	528	532
Pregnant Women	73	67	66	62	55	64	62	63	63	74	73	77
Youths Exiting	2	2	2	2	2	1	3	3	3	3	3	4
BadgerCare Plus Total	3135	3162	3165	3216	3185	3189	3170	3185	3219	3167	3143	3143
Institutionalized	28	24	23	23	23	22	23	21	21	17	11	11
Katie Beckett Program	.	.	1	1	1	1	1	1	1	1	1	1
MAPP	214	210	214	216	222	223	216	212	205	197	191	190
SSI	402	399	400	394	402	401	403	409	408	405	413	410
SSI-Related	98	95	96	95	93	99	103	98	122	141	156	157
Waiver	201	201	200	207	202	196	192	189	190	202	201	208
Elderly & Disabled Coverage Total	943	929	934	936	943	942	938	930	947	963	973	977
Family Planning Only Services	98	106	101	100	93	94	102	97	95	96	92	90
Foster Care	8	7	7	8	8	8	7	8	8	8	5	4
Medicare Beneficiaries	152	154	154	147	151	142	142	143	124	119	120	117
Miscellaneous	6	4	3	3	3	3	3	3	3	5	5	4
Well Woman MA	2	2	1	1	1	1	1	1	1	1	2	2
Other Coverage Total	266	273	266	259	256	248	255	252	231	229	224	217
Total Coverage	4344	4364	4365	4411	4384	4379	4363	4367	4397	4359	4340	4337

WISCONSIN MEDICAID

Note: Wisconsin implemented BadgerCare Plus on 2/01/2008. Because BadgerCare Plus simplified the eligibility determination, categories for Family Coverage were changed from sub-programs to types of individuals. This report shows the number of members certified by each county or tribe. The county of certification may or may not be the county of residence.

COUNTY OR TRIBE: WINNEBAGO

2024

	JAN	FEB	MAR	APR	MAY	JUN	JUL	AUG	SEP	OCT	NOV	DEC
Childless Adults	5611	5322	5083
Children	8484	8834	9432
Express Enroll-Children	1
Income Extensions	8769	8296	7399
Parents/Caretakers	3538	3500	3452
Pregnant Women	762	709	662
Youths Exiting	20	22	22
BadgerCare Plus Total	27185	26683	26050
Institutionalized	257	263	260
Katie Beckett Program	1	1	1
MAPP	1152	1127	1058
SSI	2688	2631	2592
SSI-Related	1302	1254	1250
Waiver	845	831	850
Elderly & Disabled Coverage Total	6245	6107	6011
Family Planning Only Services	664	637	634
Foster Care	184	193	195
Medicare Beneficiaries	322	335	354
Miscellaneous	37	37	37
Subsidized Adoption	3	3	3
Well Woman MA	10	9	10
Other Coverage Total	1220	1214	1233
Total Coverage	34650	34004	33294

WISCONSIN MEDICAID

Note: Wisconsin implemented BadgerCare Plus on 2/01/2008. Because BadgerCare Plus simplified the eligibility determination, categories for Family Coverage were changed from sub-programs to types of individuals. This report shows the number of members certified by each county or tribe. The county of certification may or may not be the county of residence.

COUNTY OR TRIBE: WINNEBAGO**2023**

	JAN	FEB	MAR	APR	MAY	JUN	JUL	AUG	SEP	OCT	NOV	DEC
Childless Adults	7457	7527	7608	7665	7709	7569	7203	6854	6465	6216	5984	5755
Children	10239	10201	10230	10243	10252	9962	9578	9252	8979	8827	8739	8529
Express Enroll-PW	1	1	.	.	.
Income Extensions	7957	8083	8127	8206	8262	8260	8317	8412	8499	8604	8708	8723
Parents/Caretakers	3860	3882	3978	4029	4055	3972	3889	3831	3748	3685	3653	3574
Pregnant Women	966	985	992	1012	1028	934	916	913	882	872	852	818
Youths Exiting	31	28	26	24	23	25	26	24	24	25	22	20
BadgerCare Plus Total	30510	30706	30961	31179	31329	30722	29929	29287	28598	28229	27958	27419
Institutionalized	369	373	383	382	371	282	269	266	269	265	268	264
Katie Beckett Program	1	1	1	1	1	1	1	1	1	1	1	1
MAPP	1016	1017	1016	1014	1016	1086	1087	1099	1111	1143	1142	1146
SSI	2894	2914	2929	2937	2948	2824	2832	2831	2822	2790	2743	2707
SSI-Related	1381	1403	1413	1413	1423	1480	1461	1415	1382	1366	1345	1319
Waiver	1006	1006	1015	1032	1034	862	866	854	843	841	842	837
Elderly & Disabled Coverage Total	6667	6714	6757	6779	6793	6535	6516	6466	6428	6406	6341	6274
Family Planning Only Services	964	982	969	972	968	924	870	826	758	725	710	673
Foster Care	187	183	187	191	192	191	193	196	205	209	188	191
Medicare Beneficiaries	343	336	338	344	341	341	334	338	338	329	324	322
Miscellaneous	56	58	59	60	61	74	68	55	36	37	38	39
Subsidized Adoption	4	4	4	4	3	3	4	3	3	4	3	3
Well Woman MA	12	12	12	12	11	12	11	11	11	11	10	10
Other Coverage Total	1566	1575	1569	1583	1576	1545	1480	1429	1351	1315	1273	1238
Total Coverage	38743	38995	39287	39541	39698	38802	37925	37182	36377	35950	35572	34931

WISCONSIN MEDICAID

Note: Wisconsin implemented BadgerCare Plus on 2/01/2008. Because BadgerCare Plus simplified the eligibility determination, categories for Family Coverage were changed from sub-programs to types of individuals. This report shows the number of members certified by each county or tribe. The county of certification may or may not be the county of residence.

COUNTY OR TRIBE: WINNEBAGO**2022**

	JAN	FEB	MAR	APR	MAY	JUN	JUL	AUG	SEP	OCT	NOV	DEC
Childless Adults	6483	6575	6677	6735	6803	6872	6969	7022	7083	7166	7238	7357
Children	10590	10536	10508	10466	10404	10366	10358	10342	10301	10341	10322	10292
Income Extensions	6091	6223	6323	6477	6661	6827	6962	7127	7260	7409	7579	7760
Parents/Caretakers	3974	4004	4017	4002	3990	3976	3984	3952	3926	3915	3889	3890
Pregnant Women	878	869	880	882	871	880	883	893	893	916	927	945
Youths Exiting	34	35	37	35	34	36	37	35	35	33	32	31
BadgerCare Plus Total	28050	28242	28442	28597	28763	28957	29193	29371	29498	29780	29987	30275
Institutionalized	362	373	381	379	379	374	362	360	360	358	356	362
Katie Beckett Program	1	1	1	1	1	1	1	1	1	1	1	1
MAPP	936	927	908	908	903	915	982	986	983	994	1011	1014
SSI	2826	2837	2848	2861	2848	2867	2787	2800	2832	2850	2872	2877
SSI-Related	1303	1307	1330	1342	1352	1356	1335	1333	1343	1356	1372	1374
Waiver	987	994	1000	992	990	988	974	990	996	994	997	996
Elderly & Disabled Coverage Total	6415	6439	6468	6483	6473	6501	6441	6470	6515	6553	6609	6624
Family Planning Only Services	960	956	962	950	945	942	941	939	939	947	958	960
Foster Care	192	190	193	192	199	199	197	194	191	192	194	188
Medicare Beneficiaries	393	387	378	379	372	372	371	364	362	358	355	349
Miscellaneous	50	52	52	52	52	51	53	53	55	55	56	55
Subsidized Adoption	3	3	4	4	4	4	4	4	4	4	4	4
Well Woman MA	13	13	13	13	12	12	12	12	12	12	12	12
Other Coverage Total	1611	1601	1602	1590	1584	1580	1578	1566	1563	1568	1579	1568
Total Coverage	36076	36282	36512	36670	36820	37038	37212	37407	37576	37901	38175	38467

WISCONSIN MEDICAID

Note: Wisconsin implemented BadgerCare Plus on 2/01/2008. Because BadgerCare Plus simplified the eligibility determination, categories for Family Coverage were changed from sub-programs to types of individuals. This report shows the number of members certified by each county or tribe. The county of certification may or may not be the county of residence.

COUNTY OR TRIBE: WINNEBAGO**2021**

	JAN	FEB	MAR	APR	MAY	JUN	JUL	AUG	SEP	OCT	NOV	DEC
Childless Adults	5236	5364	5530	5650	5771	5877	5984	6048	6136	6199	6294	6402
Children	10559	10627	10678	10719	10737	10749	10812	10735	10760	10651	10576	10596
Express Enroll-PW	1
Income Extensions	3943	4058	4198	4329	4456	4608	4665	4834	5072	5411	5713	5927
Parents/Caretakers	4082	4159	4198	4216	4233	4182	4210	4199	4177	4085	4012	3994
Pregnant Women	728	724	733	755	779	824	835	834	826	854	857	867
Youths Exiting	38	38	38	36	35	33	32	34	33	32	33	34
BadgerCare Plus Total	24587	24970	25375	25705	26011	26273	26538	26684	27004	27232	27485	27820
Institutionalized	340	336	333	333	331	338	346	344	344	352	362	365
Katie Beckett Program	1	1	1	1	1	1	1	1	1	1	1	1
MAPP	850	847	859	866	870	898	906	911	909	909	923	931
SSI	2769	2771	2775	2785	2781	2778	2779	2793	2798	2801	2795	2810
SSI-Related	1202	1217	1232	1240	1253	1261	1269	1282	1292	1295	1303	1312
Waiver	970	983	981	972	972	972	978	986	984	987	985	994
Elderly & Disabled Coverage Total	6132	6155	6181	6197	6208	6248	6279	6317	6328	6345	6369	6413
Family Planning Only Services	916	928	938	929	945	947	957	946	958	968	975	964
Foster Care	165	166	169	172	173	180	190	189	187	187	189	193
Medicare Beneficiaries	440	431	426	421	420	409	401	398	396	398	393	390
Miscellaneous	33	34	35	35	35	36	45	44	45	45	46	48
Subsidized Adoption	2	2	2	2	2	3	3	3	3	3	3	3
Well Woman MA	11	11	11	12	12	12	12	12	13	12	12	13
Other Coverage Total	1567	1572	1581	1571	1587	1587	1608	1592	1602	1613	1618	1611
Total Coverage	32286	32697	33137	33473	33806	34108	34425	34593	34934	35190	35472	35844

WISCONSIN MEDICAID

Note: Wisconsin implemented BadgerCare Plus on 2/01/2008. Because BadgerCare Plus simplified the eligibility determination, categories for Family Coverage were changed from sub-programs to types of individuals. This report shows the number of members certified by each county or tribe. The county of certification may or may not be the county of residence.

COUNTY OR TRIBE: WINNEBAGO**2020**

	JAN	FEB	MAR	APR	MAY	JUN	JUL	AUG	SEP	OCT	NOV	DEC
Childless Adults	3307	3350	3384	3693	3866	4019	4183	4354	4522	4709	4883	5073
Children	9468	9504	9598	9990	10220	10362	10441	10478	10473	10502	10527	10574
Express Enroll-Children	1	1	.
Express Enroll-PW	1	.	.	.	1	1	.	.	.	1	.	.
Income Extensions	2556	2540	2480	2551	2514	2585	2691	2922	3156	3408	3567	3722
Parents/Caretakers	3244	3271	3291	3516	3805	3957	4015	4043	4048	4035	4052	4095
Pregnant Women	447	452	457	503	530	555	587	602	643	655	666	693
Youths Exiting	34	33	34	34	35	34	33	34	34	35	35	37
BadgerCare Plus Total	19057	19150	19244	20287	20971	21513	21950	22433	22876	23346	23731	24194
Institutionalized	373	367	366	372	368	364	356	352	357	360	357	345
Katie Beckett Program	10	10	9	9	8	1	1	1	1	1	1	1
MAPP	776	772	768	757	750	739	737	753	774	797	817	836
SSI	2682	2683	2679	2696	2719	2739	2739	2748	2745	2757	2774	2766
SSI-Related	841	912	928	993	1033	1072	1094	1115	1130	1150	1157	1182
Waiver	977	924	939	951	967	987	998	995	987	984	986	980
Elderly & Disabled Coverage Total	5659	5668	5689	5778	5845	5902	5925	5964	5994	6049	6092	6110
Family Planning Only Services	930	914	919	910	892	891	899	904	907	912	907	915
Foster Care	142	144	138	140	146	141	148	147	153	159	160	165
Medicare Beneficiaries	452	455	464	456	449	443	437	437	439	447	441	441
Miscellaneous	24	24	27	25	26	28	28	28	29	31	33	32
Subsidized Adoption	1	1	1	1	1	1	2	2	2	2	2	2
Well Woman MA	9	9	9	10	11	11	11	11	11	11	11	11
Other Coverage Total	1558	1547	1558	1542	1525	1515	1525	1529	1541	1562	1554	1566
Total Coverage	26274	26365	26491	27607	28341	28930	29400	29926	30411	30957	31377	31870

WISCONSIN MEDICAID

Note: Wisconsin implemented BadgerCare Plus on 2/01/2008. Because BadgerCare Plus simplified the eligibility determination, categories for Family Coverage were changed from sub-programs to types of individuals. This report shows the number of members certified by each county or tribe. The county of certification may or may not be the county of residence.

COUNTY OR TRIBE: WINNEBAGO**2019**

	JAN	FEB	MAR	APR	MAY	JUN	JUL	AUG	SEP	OCT	NOV	DEC
Childless Adults	3214	3216	3216	3190	3167	3137	3193	3220	3200	3217	3201	3269
Children	10094	10068	9999	9910	9842	9706	9554	9577	9462	9473	9437	9466
Express Enroll-PW	1	.	.	.
Income Extensions	1654	1775	1906	2019	2058	2199	2317	2372	2438	2478	2577	2559
Parents/Caretakers	3369	3395	3378	3387	3359	3319	3316	3333	3284	3242	3238	3271
Pregnant Women	485	489	478	483	485	479	448	461	447	443	433	432
Youths Exiting	30	29	29	25	27	26	28	30	33	36	40	37
BadgerCare Plus Total	18846	18972	19006	19014	18938	18866	18856	18993	18865	18889	18926	19034
Institutionalized	376	376	365	368	388	388	372	373	363	368	363	373
Katie Beckett Program	9	10	10	10	10	10	9	9	9	9	9	9
MAPP	854	856	861	856	876	869	882	876	845	838	806	789
SSI	2656	2649	2663	2650	2657	2666	2672	2656	2667	2689	2692	2688
SSI-Related	490	497	494	490	487	503	507	510	619	680	743	806
Waiver	1014	1007	1012	995	1005	997	986	988	986	981	993	981
Elderly & Disabled Coverage Total	5399	5395	5405	5369	5423	5433	5428	5412	5489	5565	5606	5646
Family Planning Only Services	948	939	931	926	924	909	923	923	908	916	924	937
Foster Care	134	141	139	141	155	159	156	153	147	145	142	140
Medicare Beneficiaries	585	602	604	614	584	594	603	610	559	520	498	470
Miscellaneous	22	23	24	26	21	22	19	21	23	23	23	24
Subsidized Adoption	2	2	2	1	1	1	1	1	1	1	1	1
Well Woman MA	11	11	10	10	10	11	11	10	10	10	10	10
Other Coverage Total	1702	1718	1710	1718	1695	1696	1713	1718	1648	1615	1598	1582
Total Coverage	25947	26085	26121	26101	26056	25995	25997	26123	26002	26069	26130	26262

WISCONSIN MEDICAID

Note: Wisconsin implemented BadgerCare Plus on 2/01/2008. Because BadgerCare Plus simplified the eligibility determination, categories for Family Coverage were changed from sub-programs to types of individuals. This report shows the number of members certified by each county or tribe. The county of certification may or may not be the county of residence.

COUNTY OR TRIBE: WOOD

2024

	JAN	FEB	MAR	APR	MAY	JUN	JUL	AUG	SEP	OCT	NOV	DEC
Childless Adults	9939	9443	9029
Children	13298	13850	14594
Express Enroll-Children	.	1
Income Extensions	13812	12986	11771
Parents/Caretakers	5880	5808	5721
Pregnant Women	1048	1023	976
Youths Exiting	62	59	57
BadgerCare Plus Total	44039	43170	42148
Institutionalized	649	641	645
MAPP	2702	2681	2564
SSI	1360	1354	1351
SSI-Related	2572	2549	2533
Waiver	2165	2158	2162
Elderly & Disabled Coverage Total	9448	9383	9255
Family Planning Only Services	1298	1257	1254
Foster Care	225	228	233
Medicare Beneficiaries	786	779	833
Miscellaneous	68	68	69
Subsidized Adoption	7	7	6
Well Woman MA	5	5	5
Other Coverage Total	2389	2344	2400
Total Coverage	55876	54897	53803

WISCONSIN MEDICAID

Note: Wisconsin implemented BadgerCare Plus on 2/01/2008. Because BadgerCare Plus simplified the eligibility determination, categories for Family Coverage were changed from sub-programs to types of individuals. This report shows the number of members certified by each county or tribe. The county of certification may or may not be the county of residence.

COUNTY OR TRIBE: WOOD**2023**

	JAN	FEB	MAR	APR	MAY	JUN	JUL	AUG	SEP	OCT	NOV	DEC
Childless Adults	12472	12574	12692	12739	12808	12593	12023	11525	10904	10548	10306	10092
Children	16881	16862	16920	16889	16822	16187	15321	14491	13956	13703	13601	13417
Income Extensions	12451	12637	12764	12863	12903	12870	13055	13340	13546	13719	13768	13782
Parents/Caretakers	6840	6878	7009	7085	7134	6934	6788	6654	6405	6251	6072	5961
Pregnant Women	1342	1349	1342	1339	1353	1173	1163	1155	1133	1116	1108	1072
Youths Exiting	73	70	71	68	67	68	67	62	63	63	65	62
BadgerCare Plus Total	50059	50370	50798	50983	51087	49825	48417	47227	46007	45400	44920	44386
Institutionalized	615	608	599	593	589	679	689	685	670	658	638	642
MAPP	2493	2498	2490	2498	2507	2674	2655	2656	2637	2663	2714	2714
SSI	1499	1504	1515	1521	1520	1444	1446	1450	1442	1419	1409	1387
SSI-Related	2798	2821	2833	2841	2878	2834	2775	2739	2677	2652	2631	2596
Waiver	2427	2428	2445	2453	2445	2224	2193	2173	2181	2177	2179	2163
Elderly & Disabled Coverage Total	9832	9859	9882	9906	9939	9855	9758	9703	9607	9569	9571	9502
Family Planning Only Services	1856	1863	1854	1852	1858	1785	1677	1565	1480	1424	1379	1307
Foster Care	242	243	245	247	249	248	251	255	259	251	235	233
Medicare Beneficiaries	785	775	771	769	761	796	790	777	772	764	752	758
Miscellaneous	63	63	63	63	65	73	73	69	65	66	68	67
Subsidized Adoption	6	5	5	5	5	5	6	6	6	6	7	7
Well Woman MA	7	6	6	6	6	6	6	6	5	5	5	5
Other Coverage Total	2959	2955	2944	2942	2944	2913	2803	2678	2587	2516	2446	2377
Total Coverage	62850	63184	63624	63831	63970	62593	60978	59608	58201	57485	56937	56265

WISCONSIN MEDICAID

Note: Wisconsin implemented BadgerCare Plus on 2/01/2008. Because BadgerCare Plus simplified the eligibility determination, categories for Family Coverage were changed from sub-programs to types of individuals. This report shows the number of members certified by each county or tribe. The county of certification may or may not be the county of residence.

COUNTY OR TRIBE: WOOD**2022**

	JAN	FEB	MAR	APR	MAY	JUN	JUL	AUG	SEP	OCT	NOV	DEC
Childless Adults	11165	11275	11392	11484	11564	11681	11798	11895	12013	12114	12247	12372
Children	16874	16853	16893	16825	16812	16851	16845	16895	16906	16871	16850	16887
Income Extensions	10111	10259	10384	10569	10667	10854	11241	11363	11521	11848	12011	12223
Parents/Caretakers	6676	6789	6886	6964	6972	6979	6936	6965	6929	6869	6885	6867
Pregnant Women	1142	1168	1174	1200	1196	1208	1234	1251	1285	1294	1305	1326
Youths Exiting	75	74	75	74	74	74	76	78	76	73	72	73
BadgerCare Plus Total	46043	46418	46804	47116	47285	47647	48130	48447	48730	49069	49370	49748
Institutionalized	635	625	626	648	653	651	651	656	653	640	635	635
MAPP	2316	2285	2272	2274	2281	2296	2457	2469	2464	2471	2473	2482
SSI	1519	1510	1516	1521	1522	1528	1486	1502	1500	1494	1501	1503
SSI-Related	2651	2678	2718	2749	2771	2786	2725	2749	2759	2761	2771	2798
Waiver	2380	2416	2431	2435	2432	2429	2415	2429	2408	2424	2425	2429
Elderly & Disabled Coverage Total	9501	9514	9563	9627	9659	9690	9734	9805	9784	9790	9805	9847
Family Planning Only Services	1822	1816	1828	1829	1820	1831	1837	1825	1836	1838	1833	1854
Foster Care	233	231	233	238	236	234	229	245	247	242	247	238
Medicare Beneficiaries	883	879	869	857	851	841	832	813	807	812	803	793
Miscellaneous	46	47	48	49	52	54	56	57	58	59	59	63
Subsidized Adoption	5	5	5	5	5	6	6	6	6	6	6	6
Well Woman MA	8	8	8	8	8	7	7	7	6	6	6	6
Other Coverage Total	2997	2986	2991	2986	2972	2973	2967	2953	2960	2963	2954	2960
Total Coverage	58541	58918	59358	59729	59916	60310	60831	61205	61474	61822	62129	62555

WISCONSIN MEDICAID

Note: Wisconsin implemented BadgerCare Plus on 2/01/2008. Because BadgerCare Plus simplified the eligibility determination, categories for Family Coverage were changed from sub-programs to types of individuals. This report shows the number of members certified by each county or tribe. The county of certification may or may not be the county of residence.

COUNTY OR TRIBE: WOOD**2021**

	JAN	FEB	MAR	APR	MAY	JUN	JUL	AUG	SEP	OCT	NOV	DEC
Childless Adults	9441	9615	9749	9889	10043	10202	10410	10502	10617	10745	10872	11016
Children	17631	17652	17660	17718	17778	17782	17796	17747	17751	17382	17078	16999
Income Extensions	6287	6478	6620	6807	6935	7169	7389	7600	7883	8696	9413	9635
Parents/Caretakers	7146	7206	7297	7329	7390	7386	7269	7245	7229	6973	6751	6739
Pregnant Women	954	978	980	991	1006	1014	1048	1048	1066	1068	1085	1111
Youths Exiting	68	69	70	71	70	71	74	74	70	72	74	74
BadgerCare Plus Total	41527	41998	42376	42805	43222	43624	43986	44216	44616	44936	45273	45574
Institutionalized	708	690	687	696	692	693	684	680	677	674	658	642
MAPP	2100	2124	2162	2179	2194	2219	2238	2245	2268	2274	2289	2298
SSI	1464	1471	1488	1497	1498	1497	1509	1520	1517	1506	1510	1509
SSI-Related	2302	2337	2380	2413	2447	2492	2519	2529	2540	2558	2578	2615
Waiver	2334	2360	2375	2379	2382	2394	2390	2385	2393	2397	2384	2390
Elderly & Disabled Coverage Total	8908	8982	9092	9164	9213	9295	9340	9359	9395	9409	9419	9454
Family Planning Only Services	1771	1786	1806	1807	1814	1801	1819	1813	1818	1819	1825	1822
Foster Care	185	190	190	189	207	209	212	214	215	211	213	223
Medicare Beneficiaries	980	967	959	947	929	920	908	903	905	895	898	892
Miscellaneous	33	33	33	34	34	37	38	38	39	42	42	46
Subsidized Adoption	1	1	1	1	1	1	1	1	1	5	5	5
Well Woman MA	6	6	7	7	7	7	7	7	7	8	8	8
Other Coverage Total	2976	2983	2996	2985	2992	2975	2985	2976	2985	2980	2991	2996
Total Coverage	53411	53963	54464	54954	55427	55894	56311	56551	56996	57325	57683	58024

WISCONSIN MEDICAID

Note: Wisconsin implemented BadgerCare Plus on 2/01/2008. Because BadgerCare Plus simplified the eligibility determination, categories for Family Coverage were changed from sub-programs to types of individuals. This report shows the number of members certified by each county or tribe. The county of certification may or may not be the county of residence.

COUNTY OR TRIBE: WOOD**2020**

	JAN	FEB	MAR	APR	MAY	JUN	JUL	AUG	SEP	OCT	NOV	DEC
Childless Adults	6603	6627	6680	7183	7480	7700	8026	8235	8415	8674	8920	9222
Children	16068	16206	16226	16869	17192	17355	17425	17527	17492	17465	17414	17506
Income Extensions	4029	4028	4010	4073	4035	4204	4489	4770	5104	5493	5822	6038
Parents/Caretakers	5900	5927	6023	6431	6763	6918	6912	7012	7049	7012	6986	7069
Pregnant Women	679	657	679	712	743	775	807	837	865	908	905	930
Youths Exiting	67	68	65	70	70	72	73	73	71	72	72	72
BadgerCare Plus Total	33346	33513	33683	35338	36283	37024	37732	38454	38996	39624	40119	40837
Institutionalized	872	883	885	887	890	894	886	866	853	837	796	743
Katie Beckett Program	1	1	1	2	2
MAPP	1959	1945	1910	1918	1915	1909	1916	1950	1972	2014	2042	2074
SSI	1402	1404	1389	1413	1425	1428	1434	1434	1455	1454	1456	1461
SSI-Related	1592	1678	1741	1856	1937	2006	2051	2104	2140	2190	2231	2265
Waiver	2188	2193	2216	2265	2281	2299	2317	2329	2341	2337	2355	2342
Elderly & Disabled Coverage Total	8014	8104	8142	8341	8450	8536	8604	8683	8761	8832	8880	8885
Family Planning Only Services	1767	1750	1757	1732	1720	1726	1735	1731	1750	1754	1761	1767
Foster Care	134	140	141	151	150	153	158	164	176	183	185	186
Medicare Beneficiaries	1102	1089	1055	1057	1044	1031	1026	1012	1011	1007	998	997
Miscellaneous	31	32	31	31	30	30	31	32	32	32	32	32
Subsidized Adoption	1	1	1	1	1	1	1	1	1	1	1	1
Well Woman MA	5	5	5	5	5	5	5	5	5	5	6	6
Other Coverage Total	3040	3017	2990	2977	2950	2946	2956	2945	2975	2982	2983	2989
Total Coverage	44400	44634	44815	46656	47683	48506	49292	50082	50732	51438	51982	52711

WISCONSIN MEDICAID

Note: Wisconsin implemented BadgerCare Plus on 2/01/2008. Because BadgerCare Plus simplified the eligibility determination, categories for Family Coverage were changed from sub-programs to types of individuals. This report shows the number of members certified by each county or tribe. The county of certification may or may not be the county of residence.

COUNTY OR TRIBE: WOOD**2019**

	JAN	FEB	MAR	APR	MAY	JUN	JUL	AUG	SEP	OCT	NOV	DEC
Childless Adults	6614	6582	6630	6633	6615	6603	6640	6637	6590	6577	6549	6609
Children	17384	17223	17117	16941	16899	16615	16559	16389	16266	16146	16032	15978
Income Extensions	2632	2816	2990	3135	3273	3400	3496	3641	3826	4011	4053	4074
Parents/Caretakers	6139	6143	6244	6238	6247	6199	6147	6043	5915	5863	5830	5845
Pregnant Women	744	745	727	715	719	700	698	715	707	698	671	677
Youths Exiting	49	50	52	55	56	57	58	54	53	59	57	58
BadgerCare Plus Total	33562	33559	33760	33717	33809	33574	33598	33479	33357	33354	33192	33241
Institutionalized	971	976	967	950	945	926	909	921	913	904	903	881
Katie Beckett Program	1	1	1	1	1
MAPP	2235	2235	2229	2241	2231	2241	2239	2241	2172	2097	2016	1966
SSI	1417	1422	1428	1417	1420	1417	1423	1418	1407	1408	1403	1400
SSI-Related	838	862	851	863	845	879	866	880	1054	1216	1380	1503
Waiver	2134	2117	2090	2114	2112	2105	2104	2114	2151	2176	2166	2171
Elderly & Disabled Coverage Total	7595	7612	7565	7585	7553	7568	7541	7575	7698	7802	7869	7922
Family Planning Only Services	1840	1838	1819	1822	1797	1795	1793	1771	1775	1768	1784	1760
Foster Care	129	127	133	133	134	137	140	147	151	147	136	135
Medicare Beneficiaries	1429	1422	1397	1399	1399	1388	1389	1398	1293	1216	1159	1140
Miscellaneous	26	27	27	26	29	31	30	29	30	31	32	31
Subsidized Adoption	1	1	1	1	1	1	1	1	1	1	1	1
Well Woman MA	5	5	4	4	5	5	5	5	5	6	6	6
Other Coverage Total	3430	3420	3381	3385	3365	3357	3358	3351	3255	3169	3118	3073
Total Coverage	44587	44591	44706	44687	44727	44499	44497	44405	44310	44325	44179	44236

WISCONSIN MEDICAID

Note: Wisconsin implemented BadgerCare Plus on 2/01/2008. Because BadgerCare Plus simplified the eligibility determination, categories for Family Coverage were changed from sub-programs to types of individuals. This report shows the number of members certified by each county or tribe. The county of certification may or may not be the county of residence.

COUNTY OR TRIBE: OTHER STATEWIDE AGENCIES

2024

	JAN	FEB	MAR	APR	MAY	JUN	JUL	AUG	SEP	OCT	NOV	DEC
Childless Adults	573	580	567
Children	5	3	1
Express Enroll-Children	69	62	72
Express Enroll-PW	57	53	46
Income Extensions	1	1	1
Parents/Caretakers	94	98	116
BadgerCare Plus Total	799	797	803
Katie Beckett Program	8996	9209	9505
SSI	4	4	5
Waiver	16	14	14
Elderly & Disabled Coverage Total	9016	9227	9524
Family Planning Only Services	1340	1332	1358
Foster Care	1256	1286	1269
Miscellaneous	1063	1076	1080
SeniorCare	99837	100519	97786
Subsidized Adoption	12100	12144	12206
Other Coverage Total	115596	116357	113699
Total Coverage	125411	126381	124026

WISCONSIN MEDICAID

Note: Wisconsin implemented BadgerCare Plus on 2/01/2008. Because BadgerCare Plus simplified the eligibility determination, categories for Family Coverage were changed from sub-programs to types of individuals. This report shows the number of members certified by each county or tribe. The county of certification may or may not be the county of residence.

COUNTY OR TRIBE: OTHER STATEWIDE AGENCIES**2023**

	JAN	FEB	MAR	APR	MAY	JUN	JUL	AUG	SEP	OCT	NOV	DEC
Childless Adults	1930	1952	1971	1981	1983	733	506	555	562	533	500	513
Children	8	8	6	7	8	3	5	6	7	6	7	5
Express Enroll-Children	275	280	275	272	277	75	45	45	57	66	70	69
Express Enroll-PW	27	33	36	37	29	47	53	44	52	52	47	45
Income Extensions	1	1	1	1	1	1	.	3	3	.	.	.
Parents/Caretakers	467	473	471	469	468	135	88	89	106	123	99	86
Pregnant Women	1
BadgerCare Plus Total	2708	2747	2760	2767	2766	995	697	742	787	780	723	718
Katie Beckett Program	8088	8185	8291	8427	8546	8816	8937	9059	9080	8662	8716	8842
SSI	3	3	3	3	3	3	3	3	4	4	4	4
Waiver	2	2	2	2	2	3	5	6	7	8	8	10
Elderly & Disabled Coverage Total	8093	8190	8296	8432	8551	8822	8945	9068	9091	8674	8728	8856
Family Planning Only Services	13247	13456	13700	13877	14065	2964	1179	1397	1381	1452	1501	1327
Foster Care	1221	1218	1234	1249	1253	1275	1282	1299	1286	1302	1262	1260
Miscellaneous	1041	1047	1071	1078	1095	1103	1113	1116	1120	1131	1059	1063
SeniorCare	116538	116938	117203	117709	118149	118821	112414	108508	104958	101729	99690	99099
Subsidized Adoption	11563	11614	11677	11753	11830	11899	11965	12011	12070	12097	11684	12054
Other Coverage Total	143610	144273	144885	145666	146392	136062	127953	124331	120815	117711	115196	114803
Total Coverage	154411	155210	155941	156865	157709	145879	137595	134141	130693	127165	124647	124377

WISCONSIN MEDICAID

Note: Wisconsin implemented BadgerCare Plus on 2/01/2008. Because BadgerCare Plus simplified the eligibility determination, categories for Family Coverage were changed from sub-programs to types of individuals. This report shows the number of members certified by each county or tribe. The county of certification may or may not be the county of residence.

COUNTY OR TRIBE: OTHER STATEWIDE AGENCIES**2022**

	JAN	FEB	MAR	APR	MAY	JUN	JUL	AUG	SEP	OCT	NOV	DEC
Childless Adults	1813	1818	1819	1844	1851	1875	1870	1883	1901	1918	1914	1936
Children	7	4	4	5	6	4	4	5	7	6	7	5
Express Enroll-Children	237	241	248	251	245	245	247	247	248	259	276	280
Express Enroll-PW	31	28	37	32	26	30	32	36	33	25	31	25
Income Extensions	1	1	1	1	1	1	1	2	1	1	1	1
Parents/Caretakers	438	449	445	433	423	442	446	450	459	463	460	467
BadgerCare Plus Total	2527	2541	2554	2566	2552	2597	2600	2623	2649	2672	2689	2714
Katie Beckett Program	7513	7521	7520	7545	7563	7580	7686	7681	7710	7807	7906	7994
MAPP	1	1	.	.
SSI	4	4	4	5	4	4	3	3	3	3	3	3
Waiver	3	3	3	3	3	3	3	3	3	3	3	3
Elderly & Disabled Coverage Total	7520	7528	7527	7553	7570	7587	7692	7687	7717	7814	7912	8000
Family Planning Only Services	10084	10328	10676	10995	11224	11484	11724	11977	12297	12580	12872	12982
Foster Care	1073	1116	1145	1172	1179	1199	1248	1254	1258	1248	1215	1191
Medicare Beneficiaries	.	.	.	1
Miscellaneous	965	959	980	1002	1004	1012	989	1006	1021	1014	1013	1032
SeniorCare	109598	109784	110024	110368	110850	111153	111564	111915	112296	112619	113290	114419
Subsidized Adoption	10880	10904	10972	11029	11095	11153	11177	11182	11226	11296	11390	11487
Other Coverage Total	132600	133091	133797	134567	135352	136001	136702	137334	138098	138757	139780	141111
Total Coverage	142647	143160	143878	144686	145474	146185	146994	147644	148464	149243	150381	151825

WISCONSIN MEDICAID

Note: Wisconsin implemented BadgerCare Plus on 2/01/2008. Because BadgerCare Plus simplified the eligibility determination, categories for Family Coverage were changed from sub-programs to types of individuals. This report shows the number of members certified by each county or tribe. The county of certification may or may not be the county of residence.

COUNTY OR TRIBE: OTHER STATEWIDE AGENCIES**2021**

	JAN	FEB	MAR	APR	MAY	JUN	JUL	AUG	SEP	OCT	NOV	DEC
Childless Adults	1202	1252	1355	1385	1453	1556	1590	1659	1709	1727	1757	1792
Children	9	3	3	3	3	3	3	3	4	5	8	5
Express Enroll-Children	115	118	138	148	165	175	186	202	225	233	232	239
Express Enroll-PW	40	31	37	41	48	44	47	47	42	38	39	50
Income Extensions	1	1	1	1	1	1	1	1	1	1	1	1
Parents/Caretakers	276	284	298	317	336	366	382	401	428	434	437	443
Pregnant Women	1	1
BadgerCare Plus Total	1643	1689	1832	1895	2006	2145	2210	2314	2409	2438	2474	2530
Katie Beckett Program	7037	7077	7116	7162	7229	7293	7340	7361	7403	7428	7463	7492
SSI	5	5	5	5	5	5	5	5	4	4	4	4
SSI-Related	.	1	.	1	1	2	1	1	1	1	1	1
Waiver	6	7	6	5	5	4	4	3	4	3	3	3
Elderly & Disabled Coverage Total	7048	7090	7127	7173	7240	7304	7350	7370	7412	7436	7471	7500
Family Planning Only Services	5138	5567	6113	6658	6983	7446	7878	8320	8732	9132	9495	9825
Foster Care	871	895	912	942	955	944	941	967	973	1005	1049	1067
Miscellaneous	919	931	947	952	954	960	964	948	959	961	967	965
SeniorCare	102506	103058	103462	103912	104401	104834	105231	105664	106010	106361	106958	107746
Subsidized Adoption	10292	10342	10405	10448	10514	10596	10676	10732	10773	10818	10884	10915
Other Coverage Total	119726	120793	121839	122912	123807	124780	125690	126631	127447	128277	129353	130518
Total Coverage	128417	129572	130798	131980	133053	134229	135250	136315	137268	138151	139298	140548

WISCONSIN MEDICAID

Note: Wisconsin implemented BadgerCare Plus on 2/01/2008. Because BadgerCare Plus simplified the eligibility determination, categories for Family Coverage were changed from sub-programs to types of individuals. This report shows the number of members certified by each county or tribe. The county of certification may or may not be the county of residence.

COUNTY OR TRIBE: OTHER STATEWIDE AGENCIES**2020**

	JAN	FEB	MAR	APR	MAY	JUN	JUL	AUG	SEP	OCT	NOV	DEC
Childless Adults	545	592	513	536	574	676	747	880	939	994	1073	1127
Children	90	90	76	45	66	55	5	3	3	3	3	3
Express Enroll-Children	180	149	113	85	73	82	95	95	104	106	113	113
Express Enroll-PW	135	125	99	54	37	38	43	52	57	43	34	36
Income Extensions	18	29	16	17	18	4	1	1	1	1	1	1
Parents/Caretakers	198	183	176	158	188	195	202	218	237	224	243	264
Pregnant Women	.	4	.	1	2	1
BadgerCare Plus Total	1166	1172	993	896	958	1051	1093	1249	1341	1371	1467	1544
Institutionalized	1	.	.	.
Katie Beckett Program	6172	6248	6318	6362	6451	6744	6810	6861	6882	6922	6946	6987
MAPP	1	1
SSI	4	4	7	4	5	5	5	5	5	5	5	5
SSI-Related	4	5	2	1	1	1
Waiver	13	19	17	18	16	13	7	7	7	7	7	6
Elderly & Disabled Coverage Total	6194	6277	6344	6385	6473	6763	6822	6873	6895	6934	6958	6998
Family Planning Only Services	1890	1908	1706	1648	1787	2289	2680	3113	3600	3983	4400	4819
Foster Care	791	795	793	783	777	770	789	785	819	833	839	839
Medicare Beneficiaries	.	2	2
Miscellaneous	787	792	806	819	835	841	857	864	869	879	891	908
SeniorCare	95075	95303	95478	96124	96596	97076	97614	98162	98704	99152	99891	100691
Subsidized Adoption	9520	9579	9591	9651	9707	9791	9857	9947	10012	10085	10140	10228
Other Coverage Total	108063	108379	108376	109025	109702	110767	111797	112871	114004	114932	116161	117485
Total Coverage	115423	115828	115713	116306	117133	118581	119712	120993	122240	123237	124586	126027

WISCONSIN MEDICAID

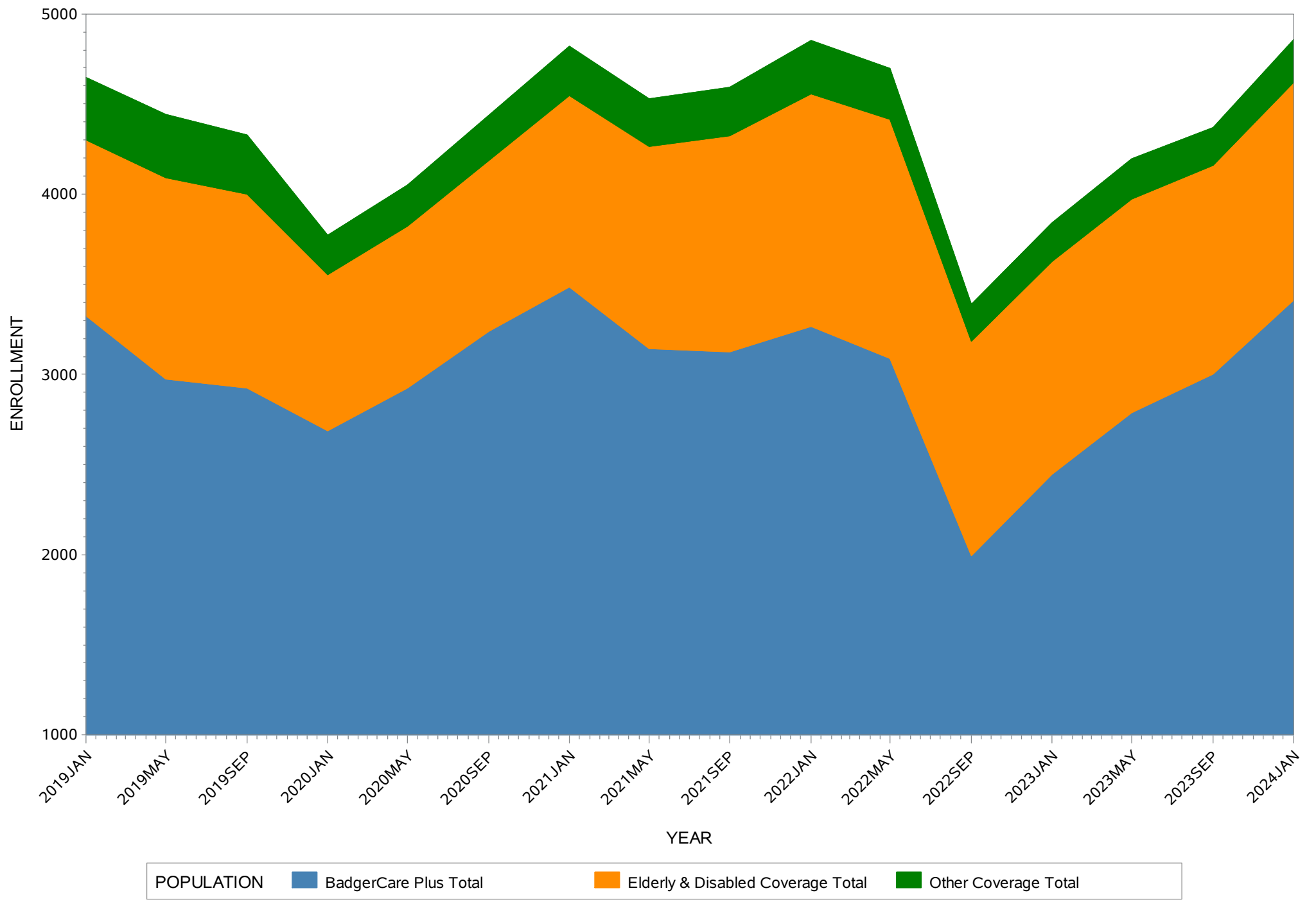
Note: Wisconsin implemented BadgerCare Plus on 2/01/2008. Because BadgerCare Plus simplified the eligibility determination, categories for Family Coverage were changed from sub-programs to types of individuals. This report shows the number of members certified by each county or tribe. The county of certification may or may not be the county of residence.

COUNTY OR TRIBE: OTHER STATEWIDE AGENCIES**2019**

	JAN	FEB	MAR	APR	MAY	JUN	JUL	AUG	SEP	OCT	NOV	DEC
Childless Adults	535	599	612	615	646	698	837	883	887	913	974	1075
Children	86	103	65	53	68	62	67	107	112	87	72	81
Express Enroll-Children	125	128	134	138	126	111	138	124	100	113	103	124
Express Enroll-PW	123	134	129	108	104	119	116	121	118	122	122	132
Income Extensions	4	6	18	8	7	7	9	19	17	25	23	27
Parents/Caretakers	182	190	203	225	211	194	216	233	231	215	206	209
Pregnant Women	3	2	3	2	3	5	6	6	3	1	2	2
BadgerCare Plus Total	1058	1162	1164	1149	1165	1196	1389	1493	1468	1476	1502	1650
Katie Beckett Program	5451	5515	5573	5643	5689	5761	5813	5891	5948	5990	6025	6116
MAPP	.	1	.	.	2	1	1	1	1	1	1	1
SSI	2	2	3	3	3	2	2	3	3	4	5	4
SSI-Related	8	2	1	8	4	6	8	15	2	6	2	3
Waiver	2	2	6	10	12	13	13	18	17	19	18	21
Elderly & Disabled Coverage Total	5463	5522	5583	5664	5710	5783	5837	5928	5971	6020	6051	6145
Family Planning Only Services	1959	2028	2166	2236	2131	2007	2043	1963	2024	2044	1900	1825
Foster Care	780	771	792	825	828	809	839	821	805	815	801	770
Miscellaneous	604	608	630	648	666	675	693	721	725	752	771	778
SeniorCare	93818	93736	93614	93707	93642	93750	93903	93934	94014	93880	94223	94931
Subsidized Adoption	9457	9484	9522	9522	9533	9559	9574	9615	9591	9392	9438	9487
Well Woman MA	1	1	1	1	1	1	1
Other Coverage Total	106619	106628	106725	106939	106801	106801	107053	107054	107159	106883	107133	107791
Total Coverage	113140	113312	113472	113752	113676	113780	114279	114475	114598	114379	114686	115586

WISCONSIN MEDICAID

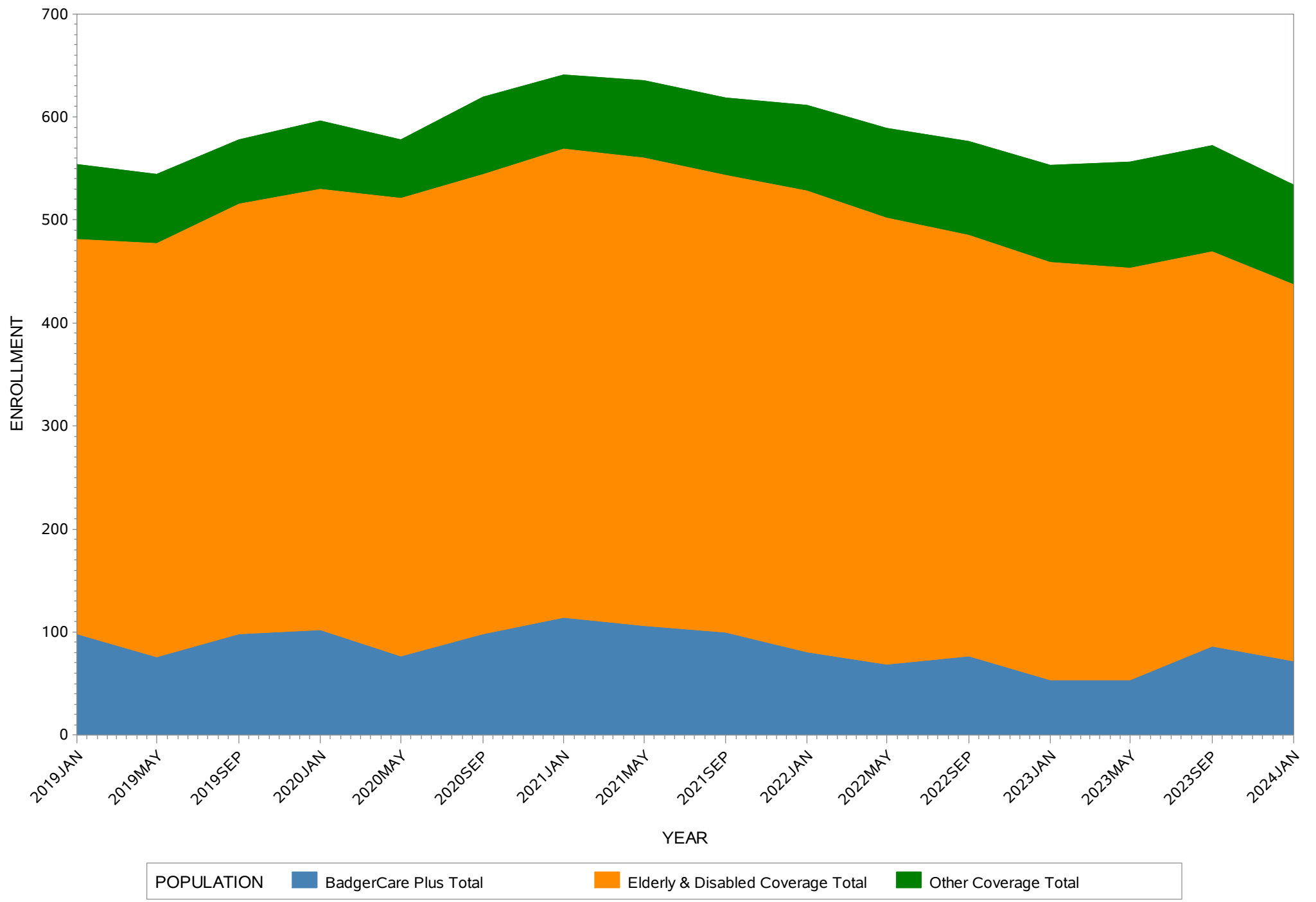
COUNTY OR TRIBE: ADAMS



POPULATION BadgerCare Plus Total Elderly & Disabled Coverage Total Other Coverage Total

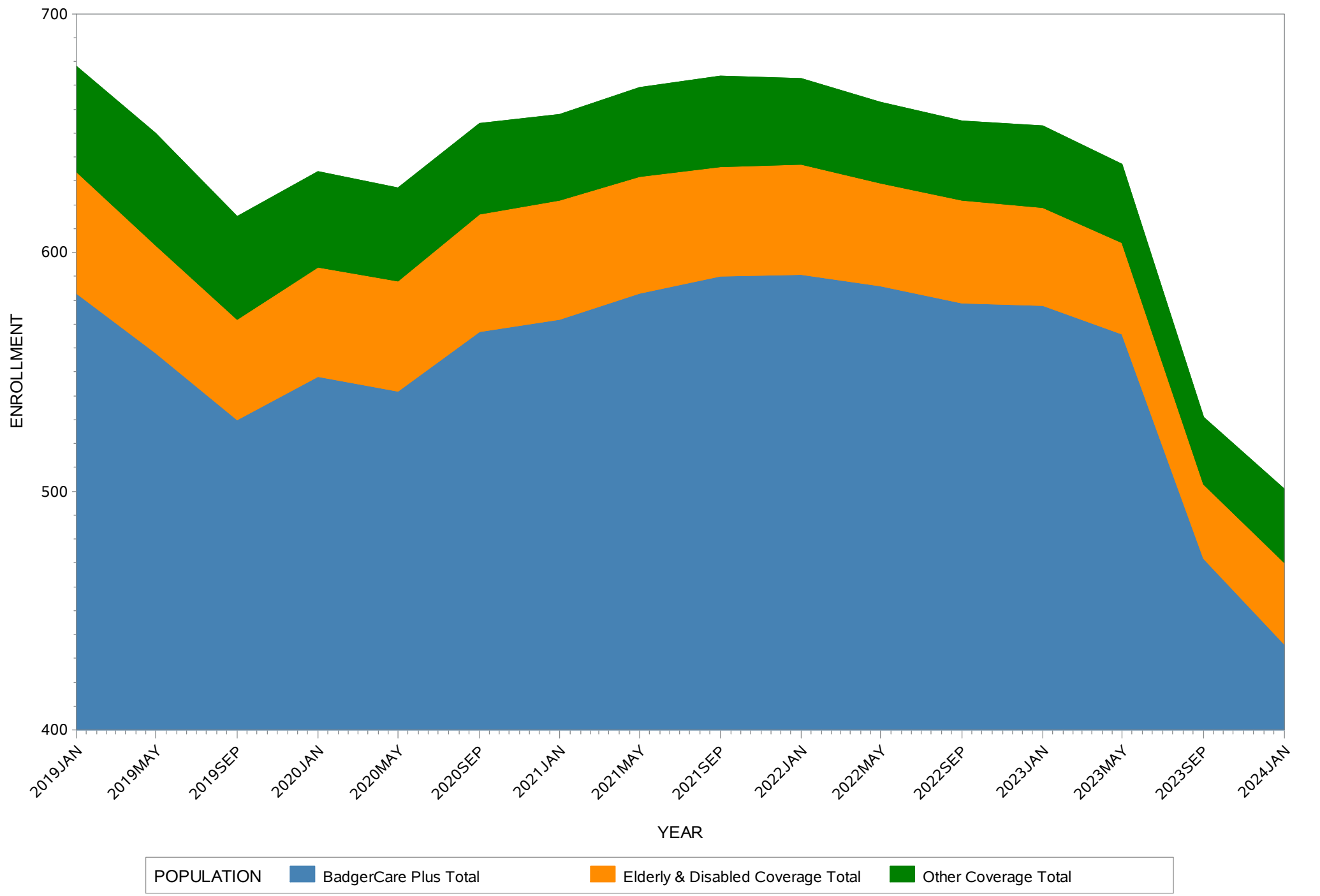
WISCONSIN MEDICAID

COUNTY OR TRIBE: ASHLAND



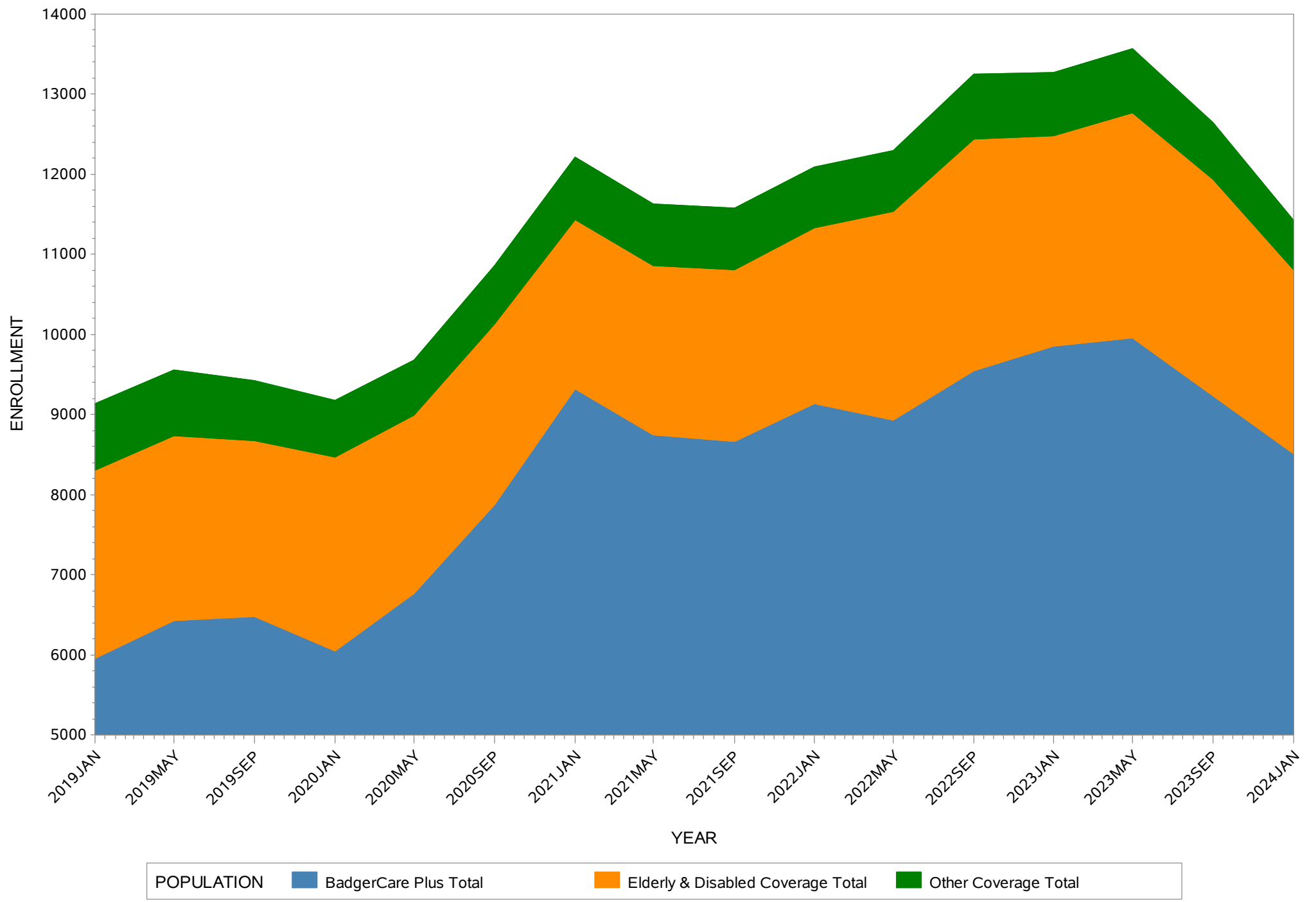
WISCONSIN MEDICAID

COUNTY OR TRIBE: BAD RIVER TRIBE



WISCONSIN MEDICAID

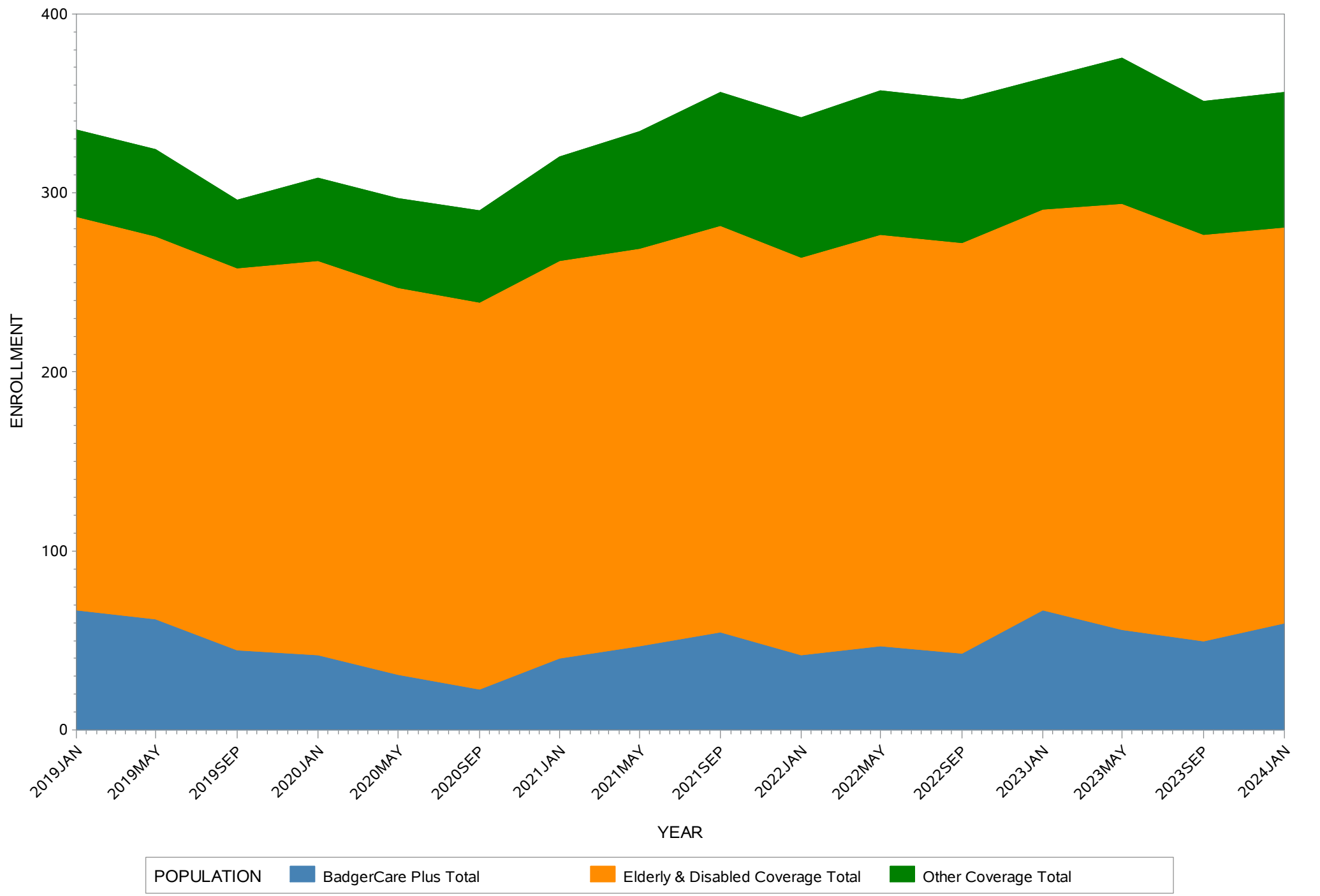
COUNTY OR TRIBE: BARRON



POPULATION BadgerCare Plus Total Elderly & Disabled Coverage Total Other Coverage Total

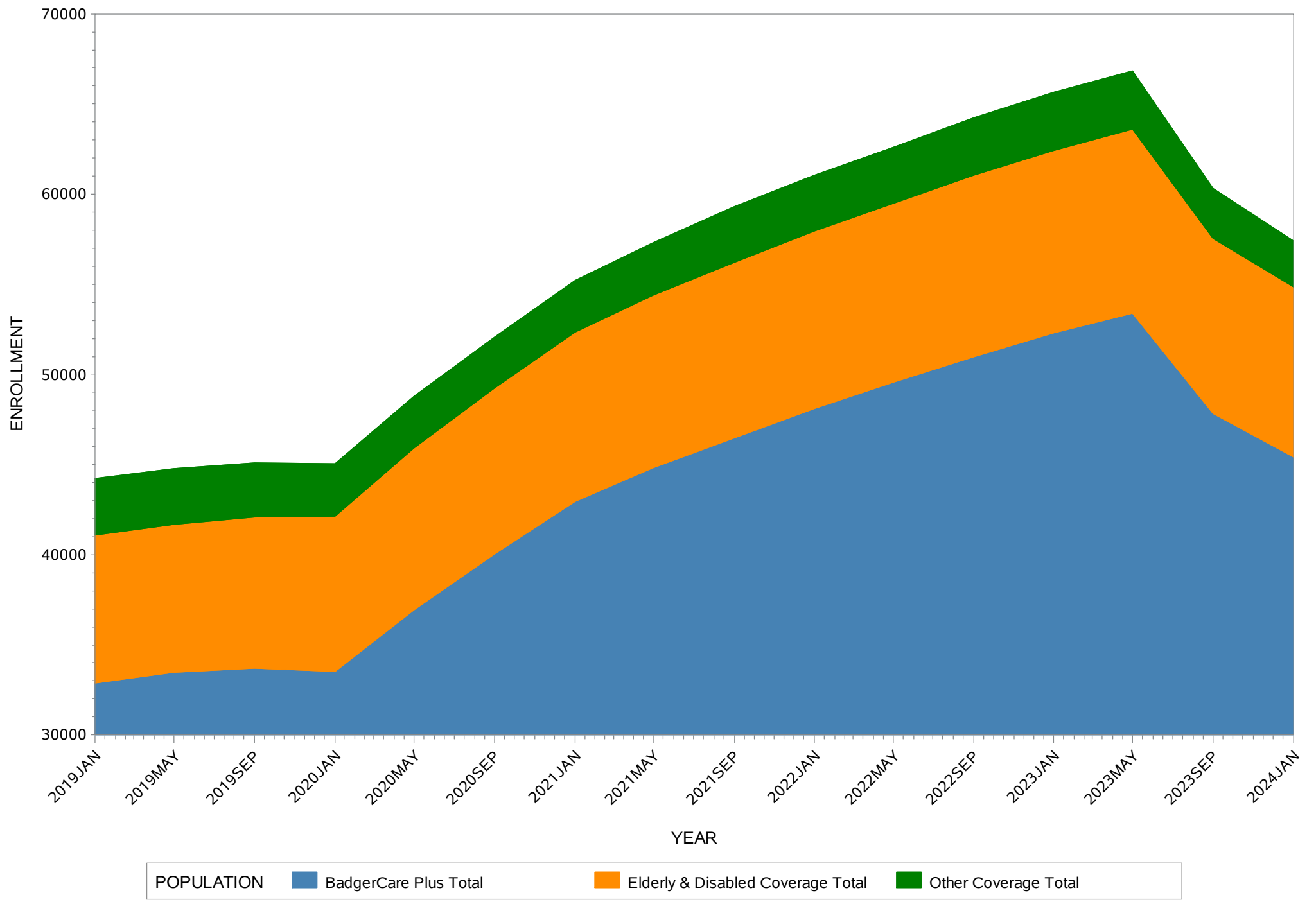
WISCONSIN MEDICAID

COUNTY OR TRIBE: BAYFIELD



WISCONSIN MEDICAID

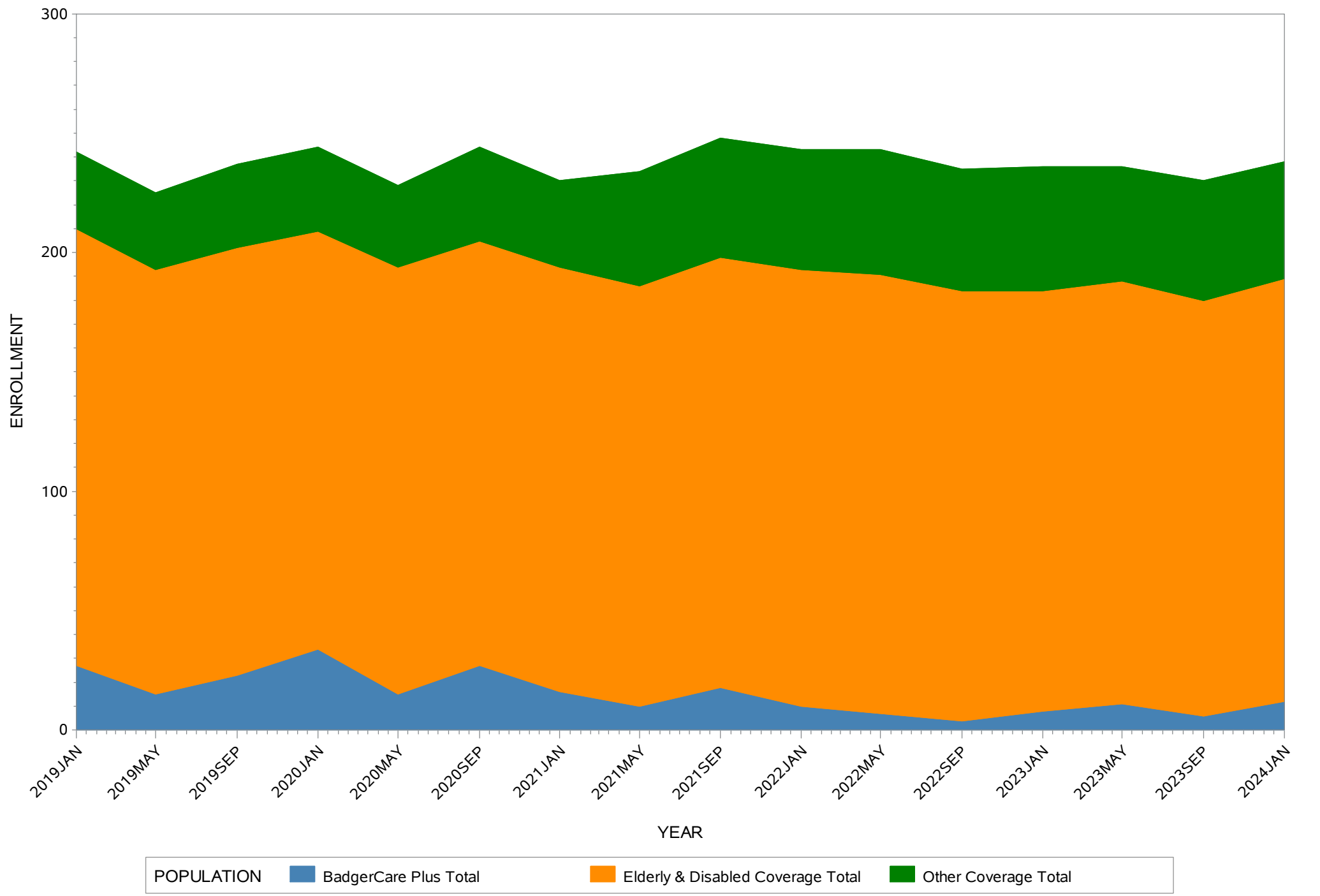
COUNTY OR TRIBE: BROWN



POPULATION BadgerCare Plus Total Elderly & Disabled Coverage Total Other Coverage Total

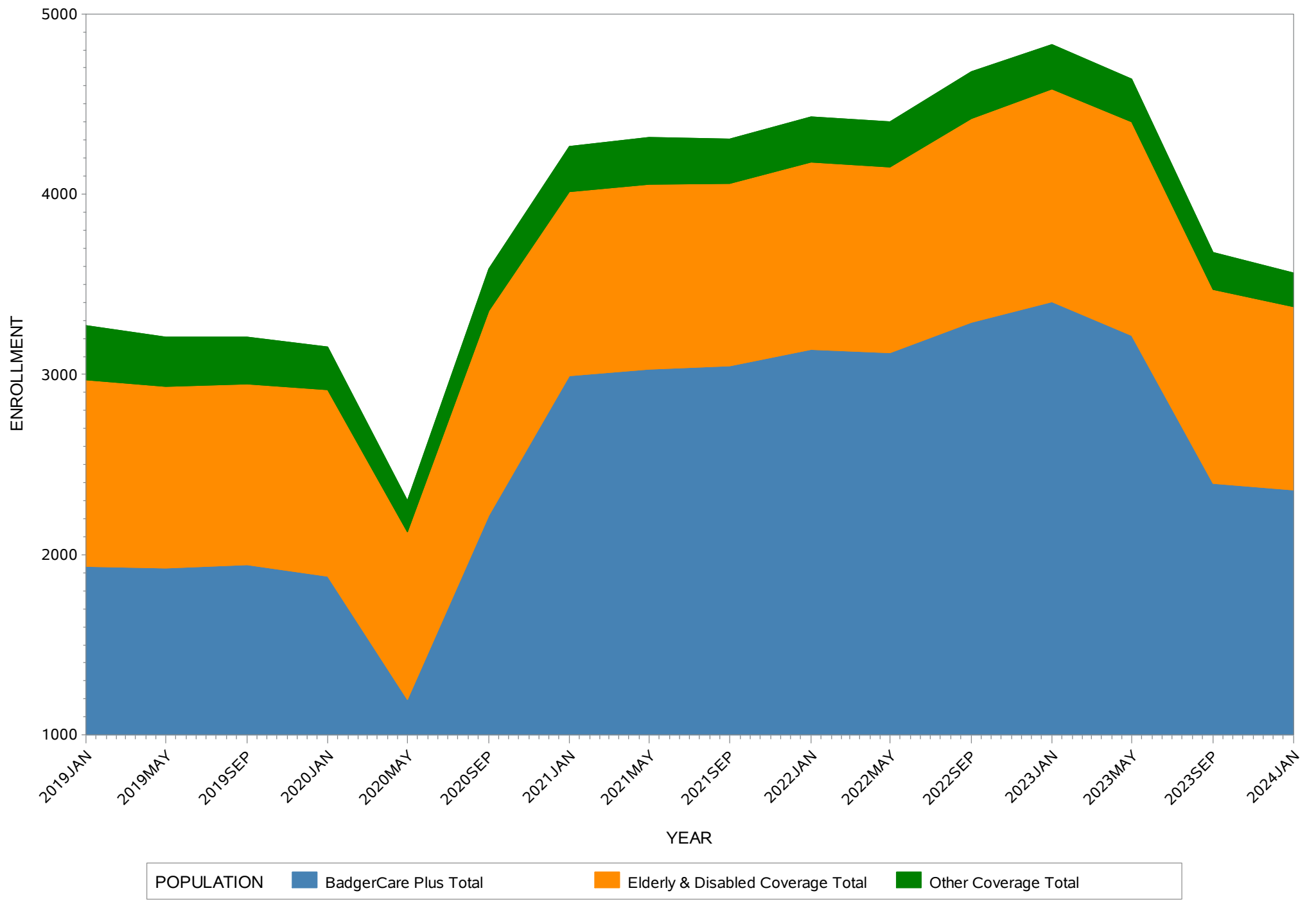
WISCONSIN MEDICAID

COUNTY OR TRIBE: BUFFALO



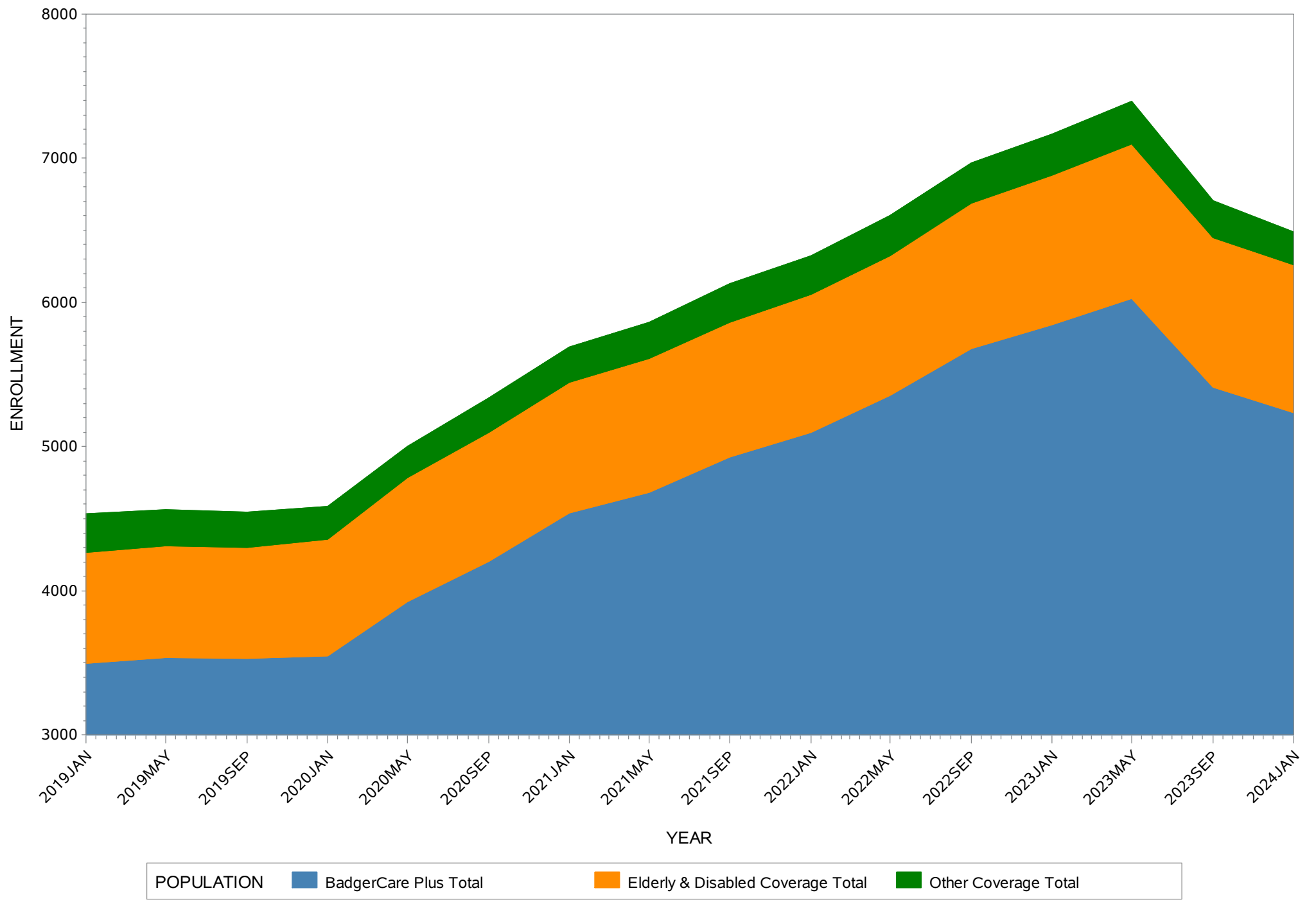
WISCONSIN MEDICAID

COUNTY OR TRIBE: BURNETT



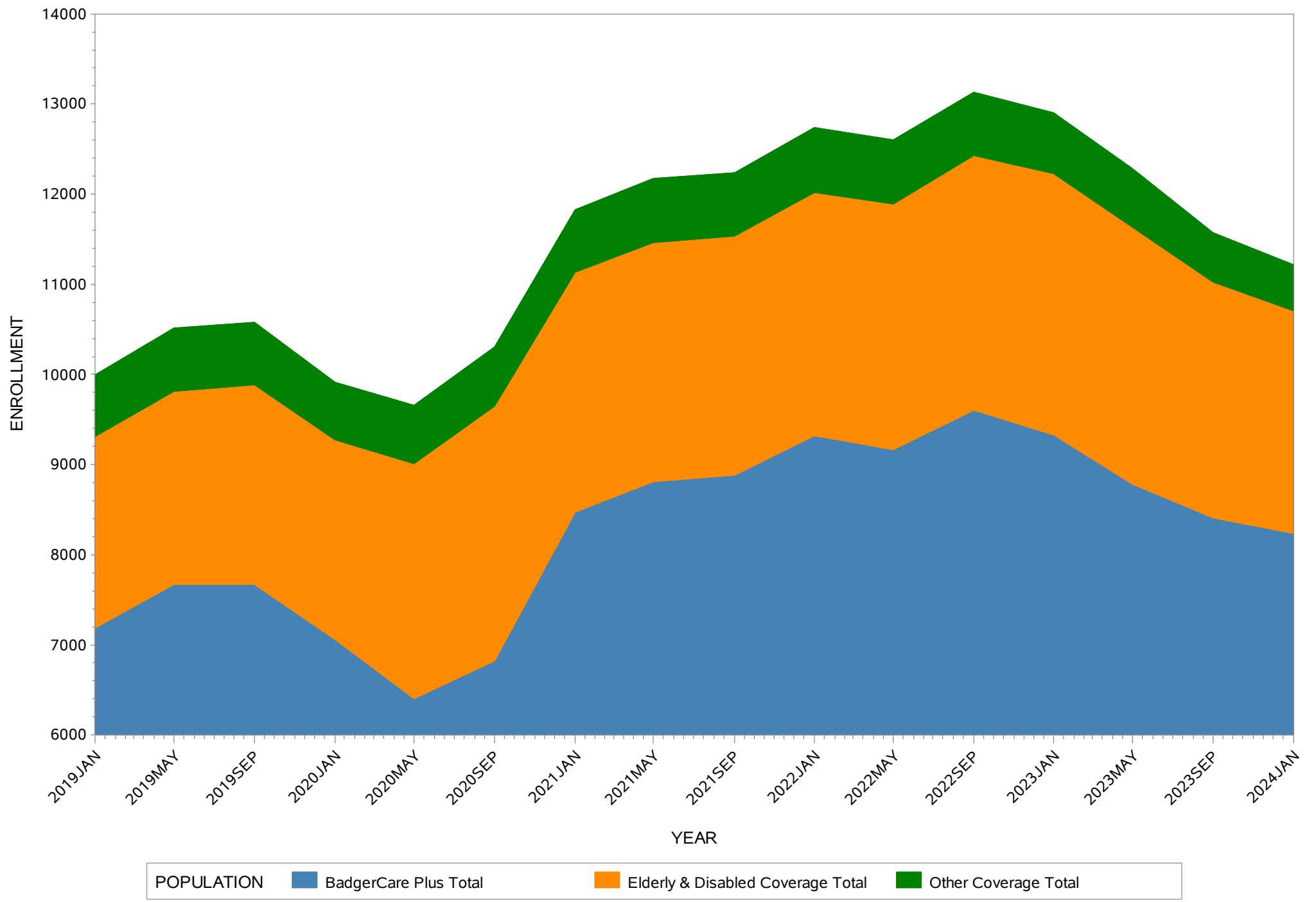
WISCONSIN MEDICAID

COUNTY OR TRIBE: CALUMET



WISCONSIN MEDICAID

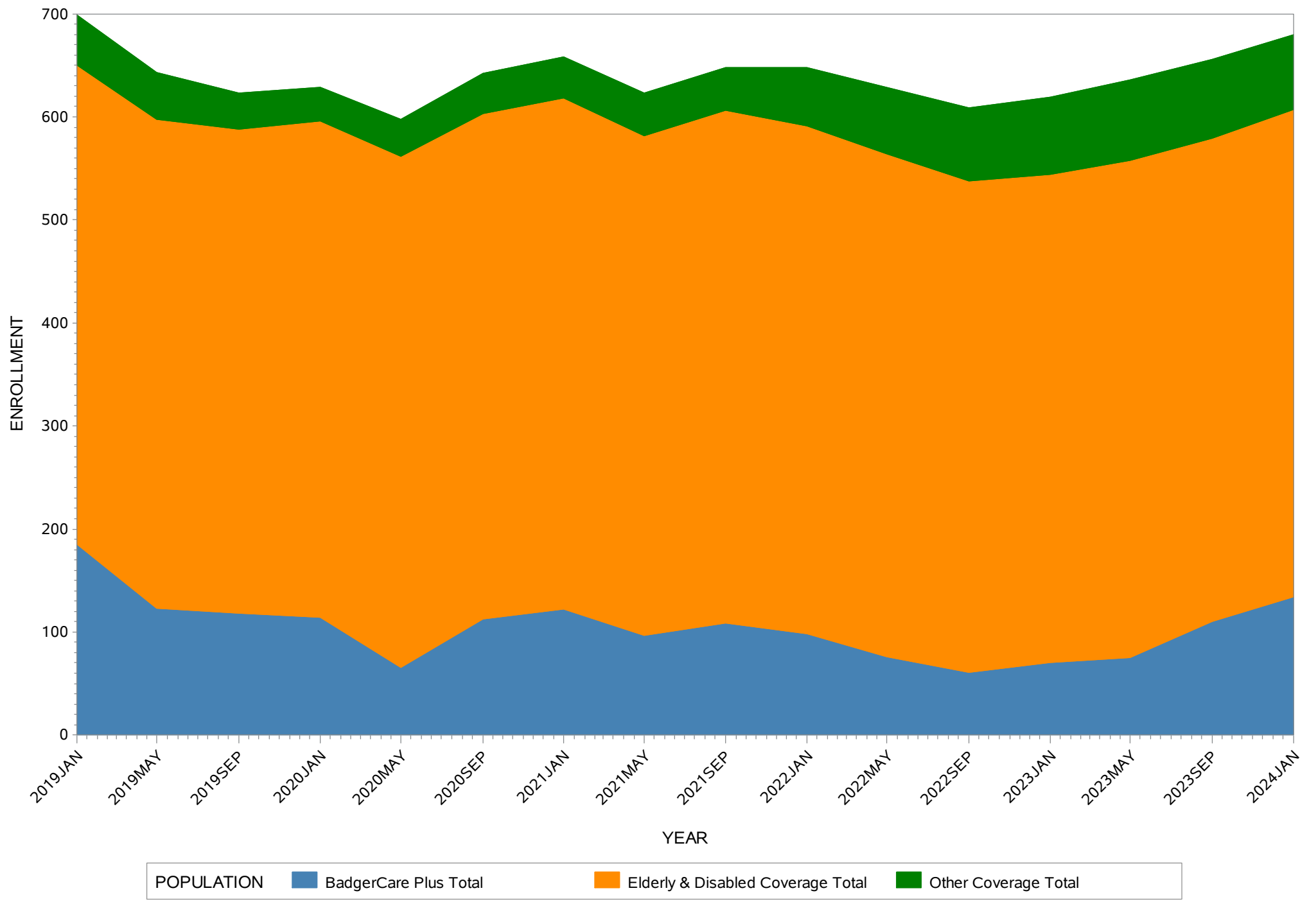
COUNTY OR TRIBE: CHIPPEWA



POPULATION BadgerCare Plus Total Elderly & Disabled Coverage Total Other Coverage Total

WISCONSIN MEDICAID

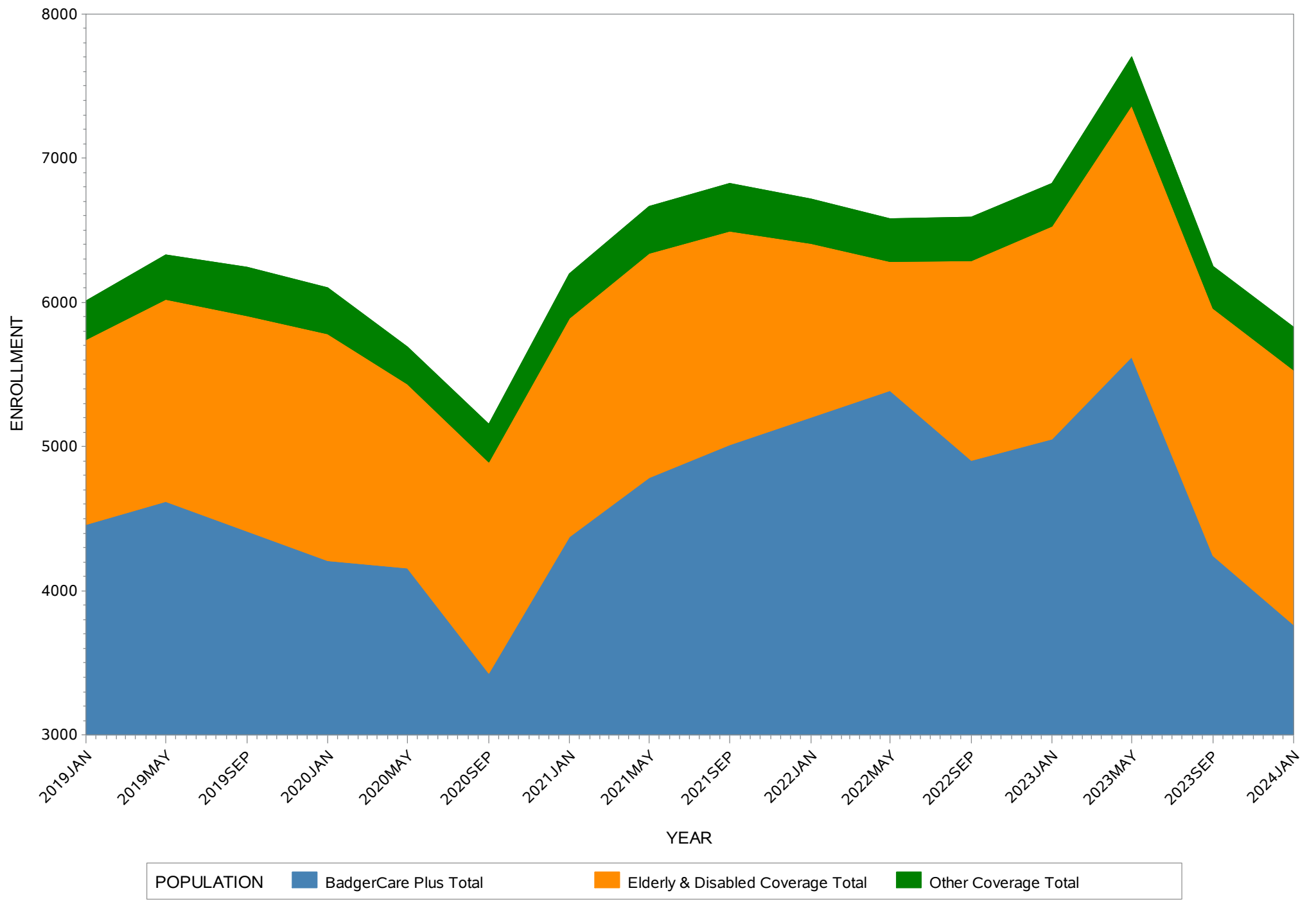
COUNTY OR TRIBE: CLARK



POPULATION BadgerCare Plus Total Elderly & Disabled Coverage Total Other Coverage Total

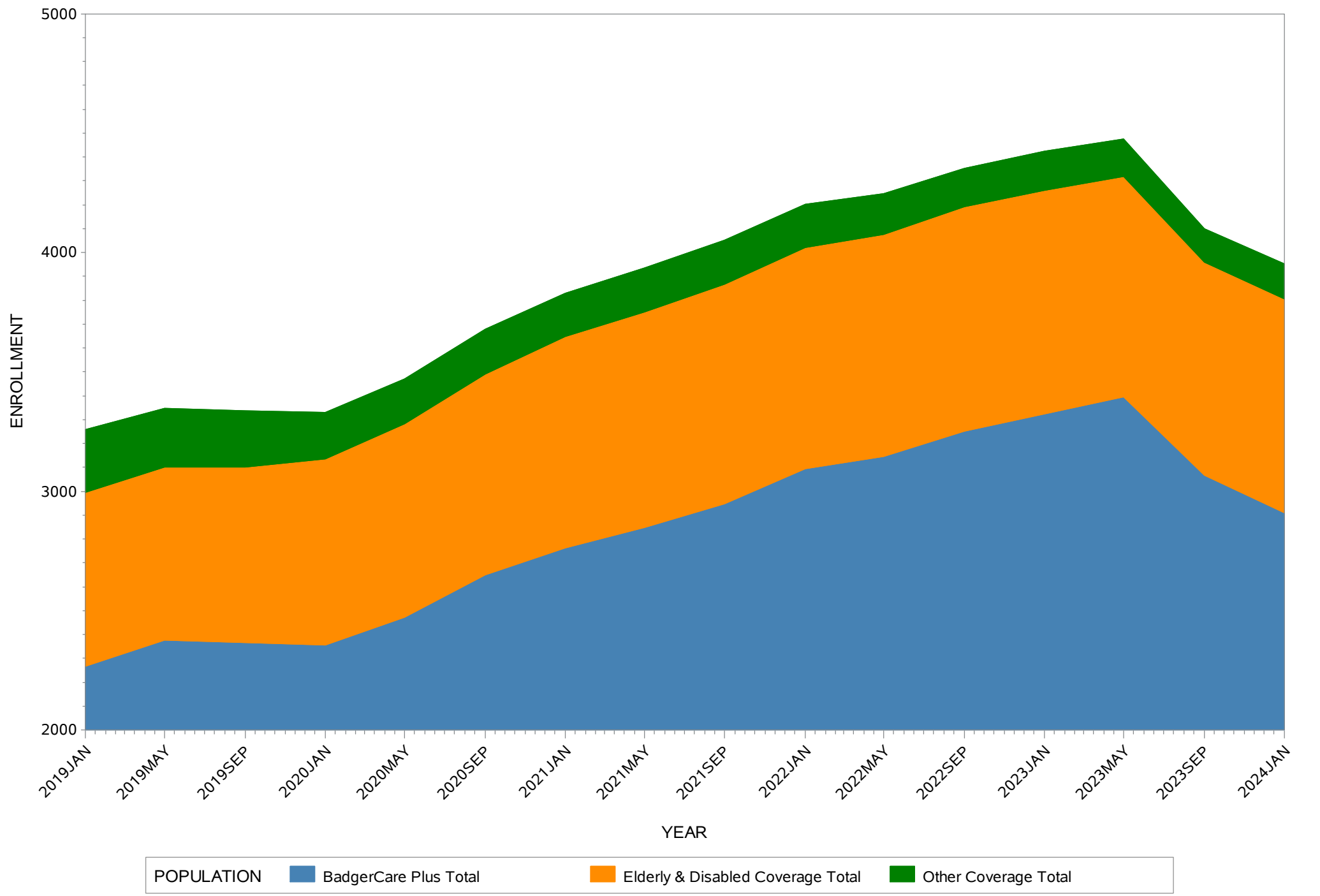
WISCONSIN MEDICAID

COUNTY OR TRIBE: COLUMBIA



WISCONSIN MEDICAID

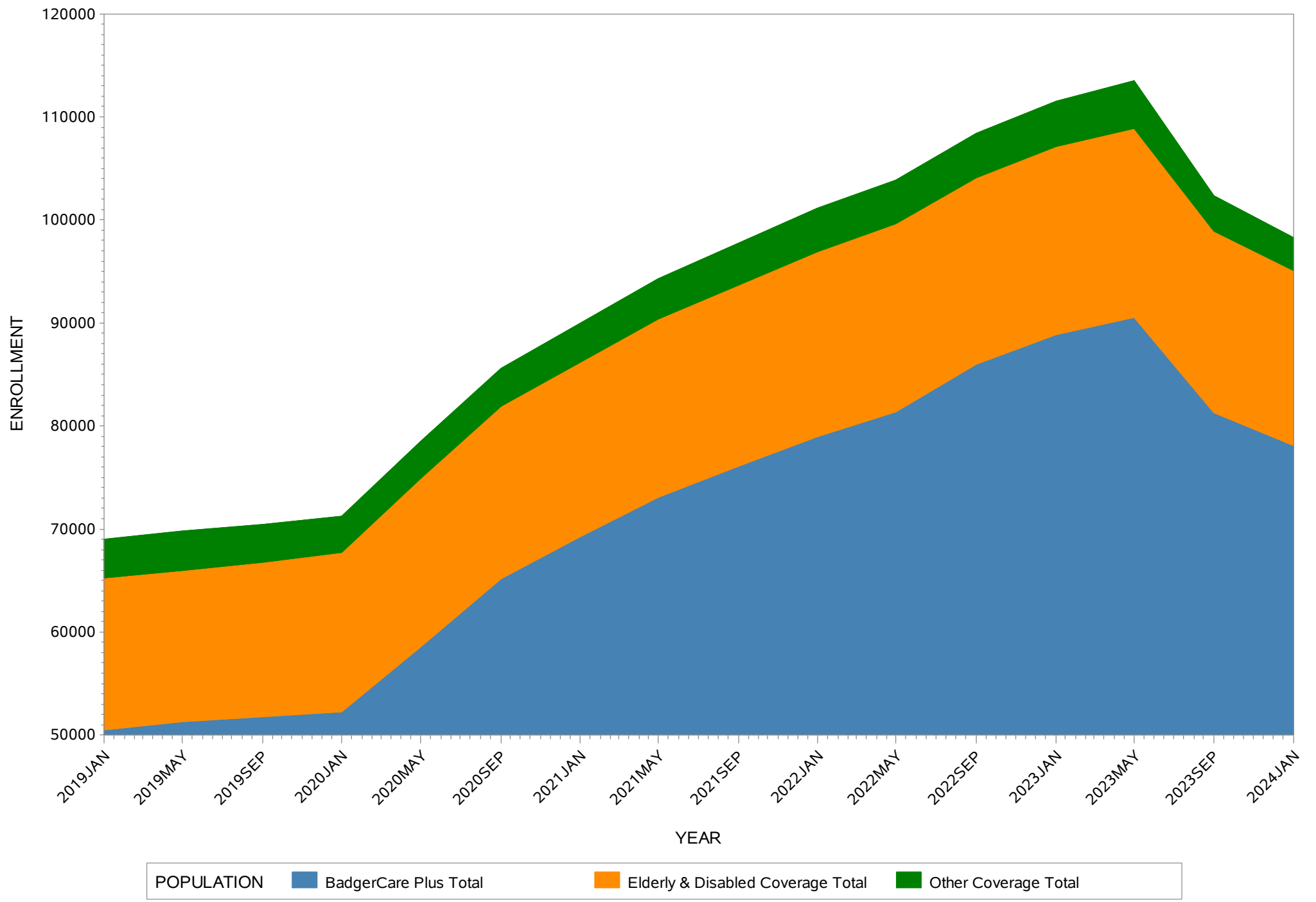
COUNTY OR TRIBE: CRAWFORD



POPULATION BadgerCare Plus Total Elderly & Disabled Coverage Total Other Coverage Total

WISCONSIN MEDICAID

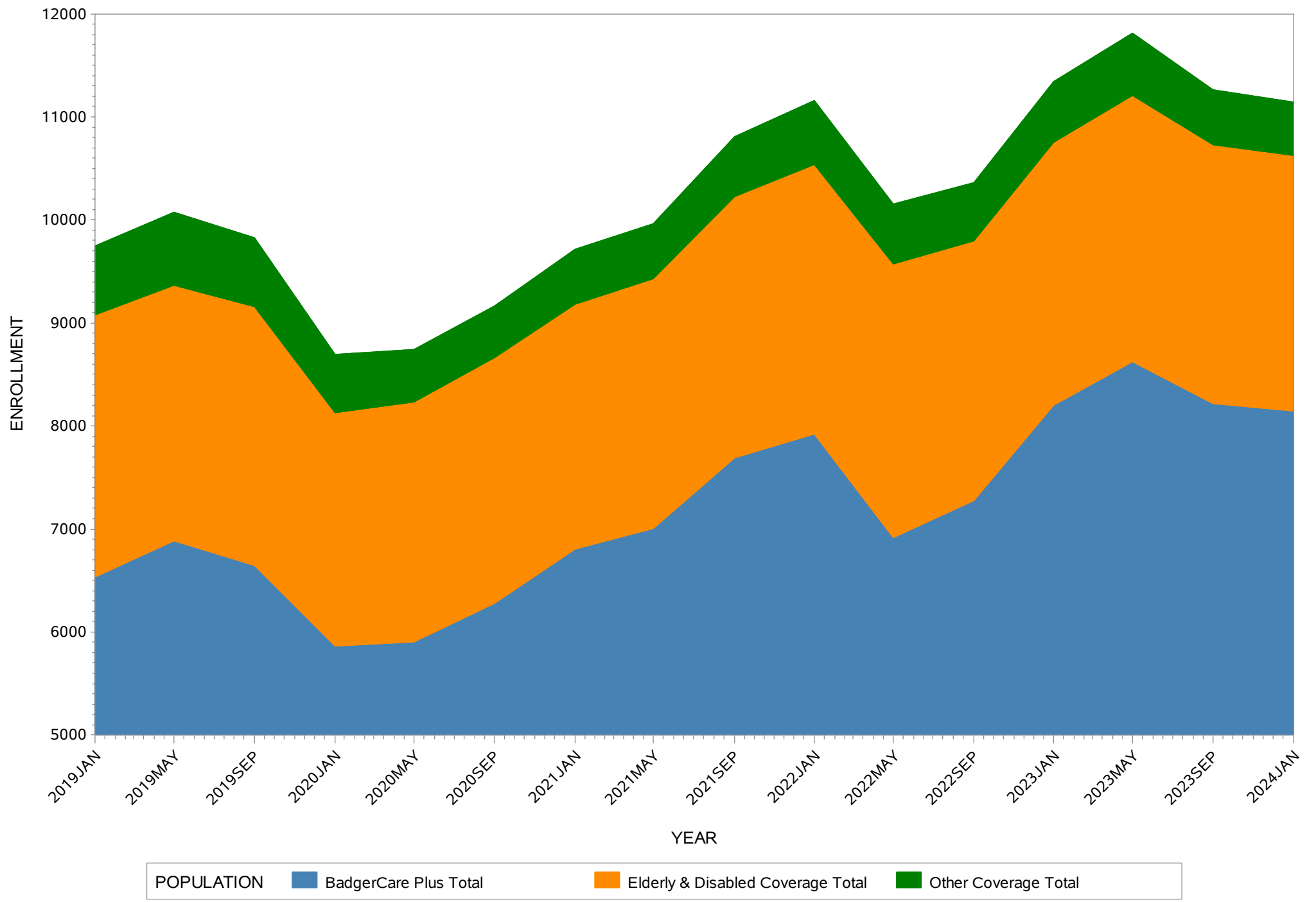
COUNTY OR TRIBE: DANE



POPULATION BadgerCare Plus Total Elderly & Disabled Coverage Total Other Coverage Total

WISCONSIN MEDICAID

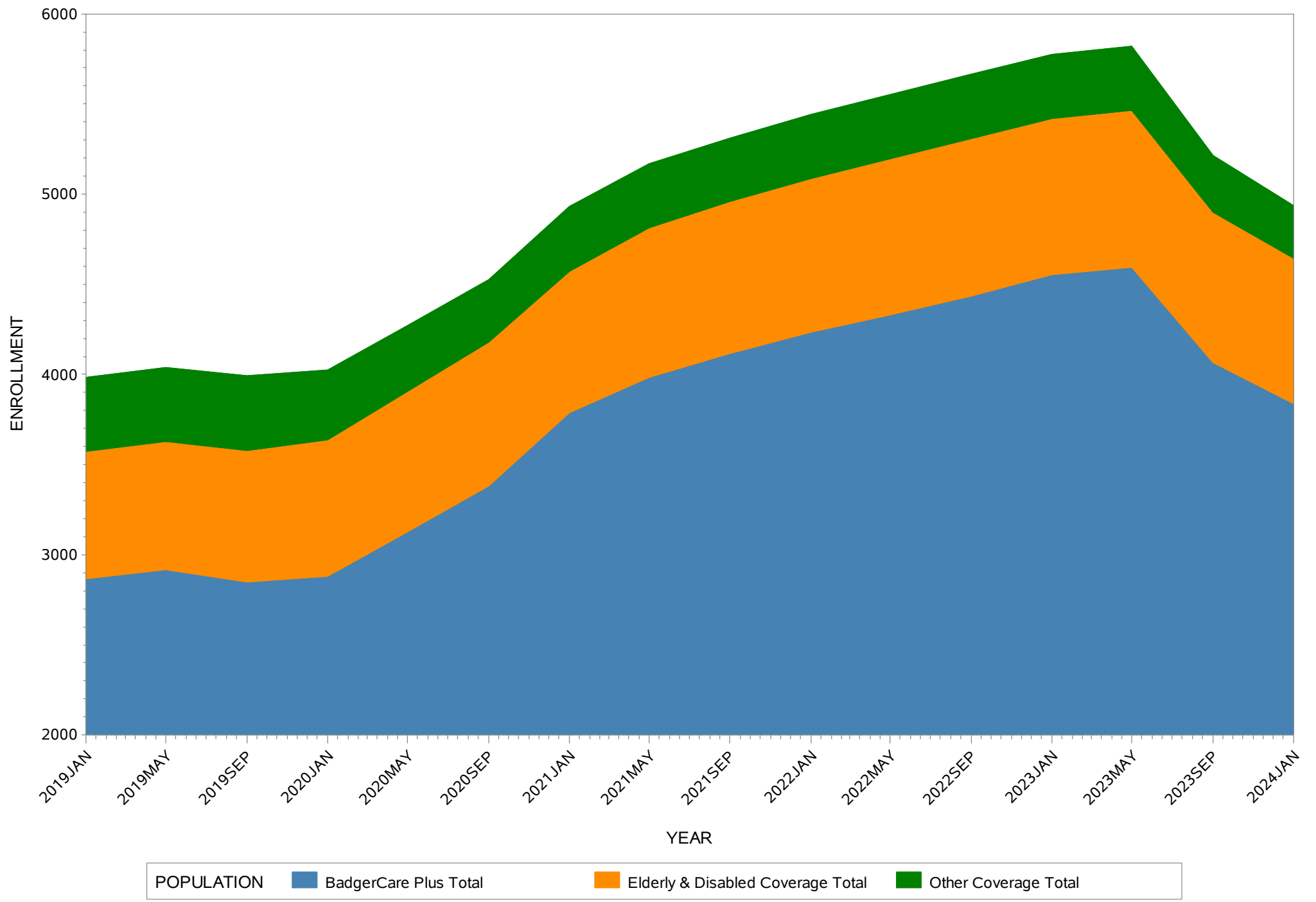
COUNTY OR TRIBE: DODGE



POPULATION BadgerCare Plus Total Elderly & Disabled Coverage Total Other Coverage Total

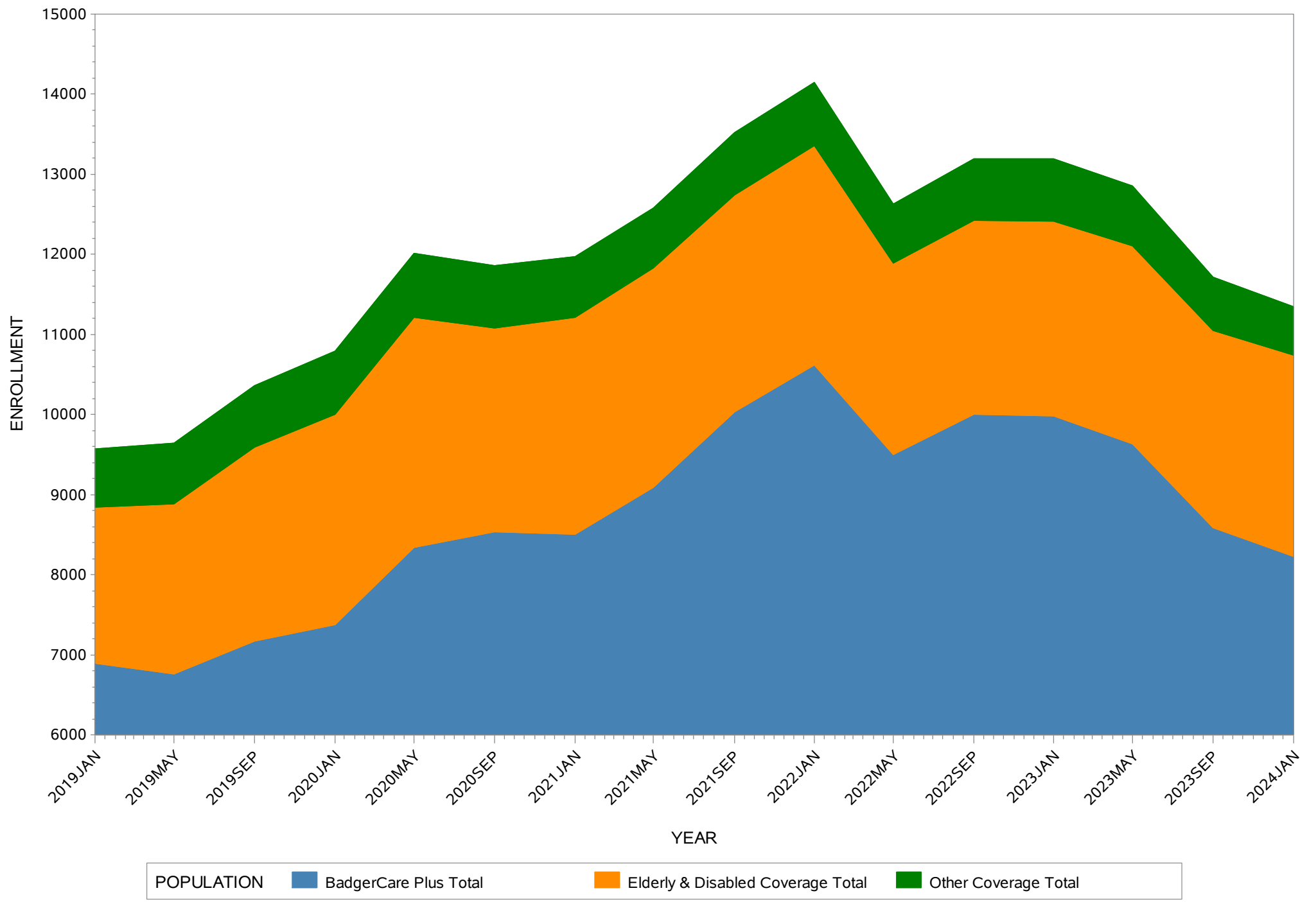
WISCONSIN MEDICAID

COUNTY OR TRIBE: DOOR



WISCONSIN MEDICAID

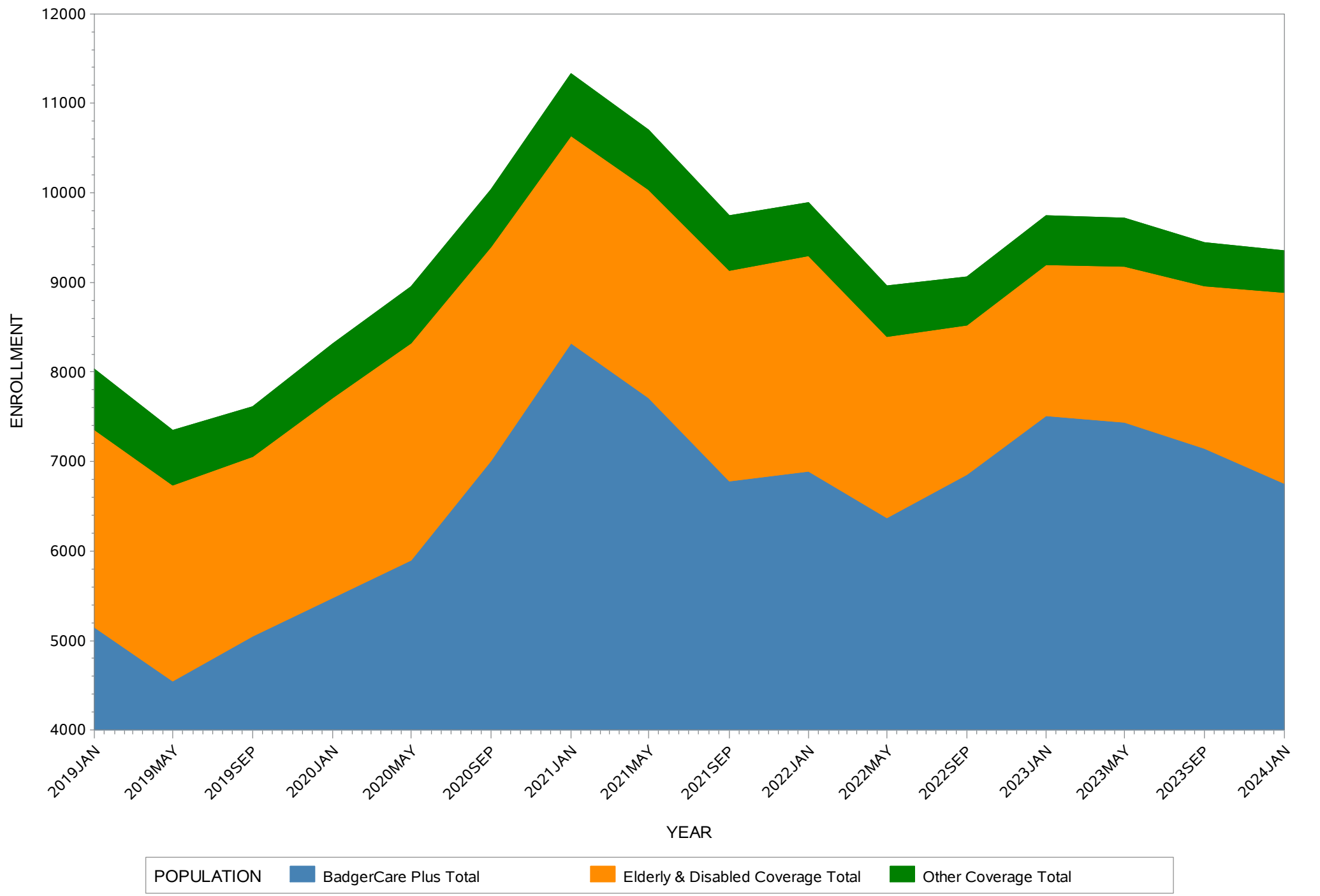
COUNTY OR TRIBE: DOUGLAS



POPULATION BadgerCare Plus Total Elderly & Disabled Coverage Total Other Coverage Total

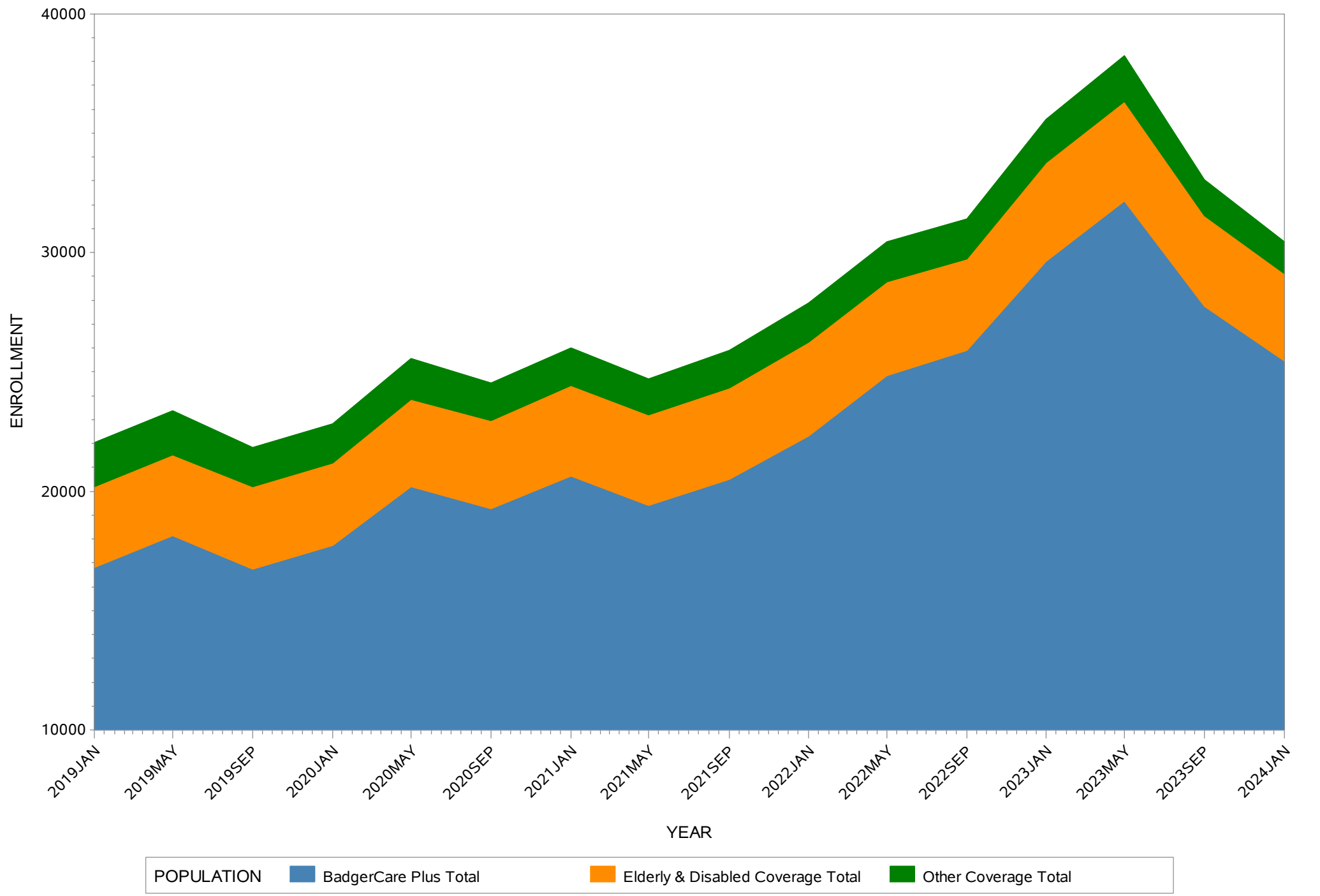
WISCONSIN MEDICAID

COUNTY OR TRIBE: DUNN



WISCONSIN MEDICAID

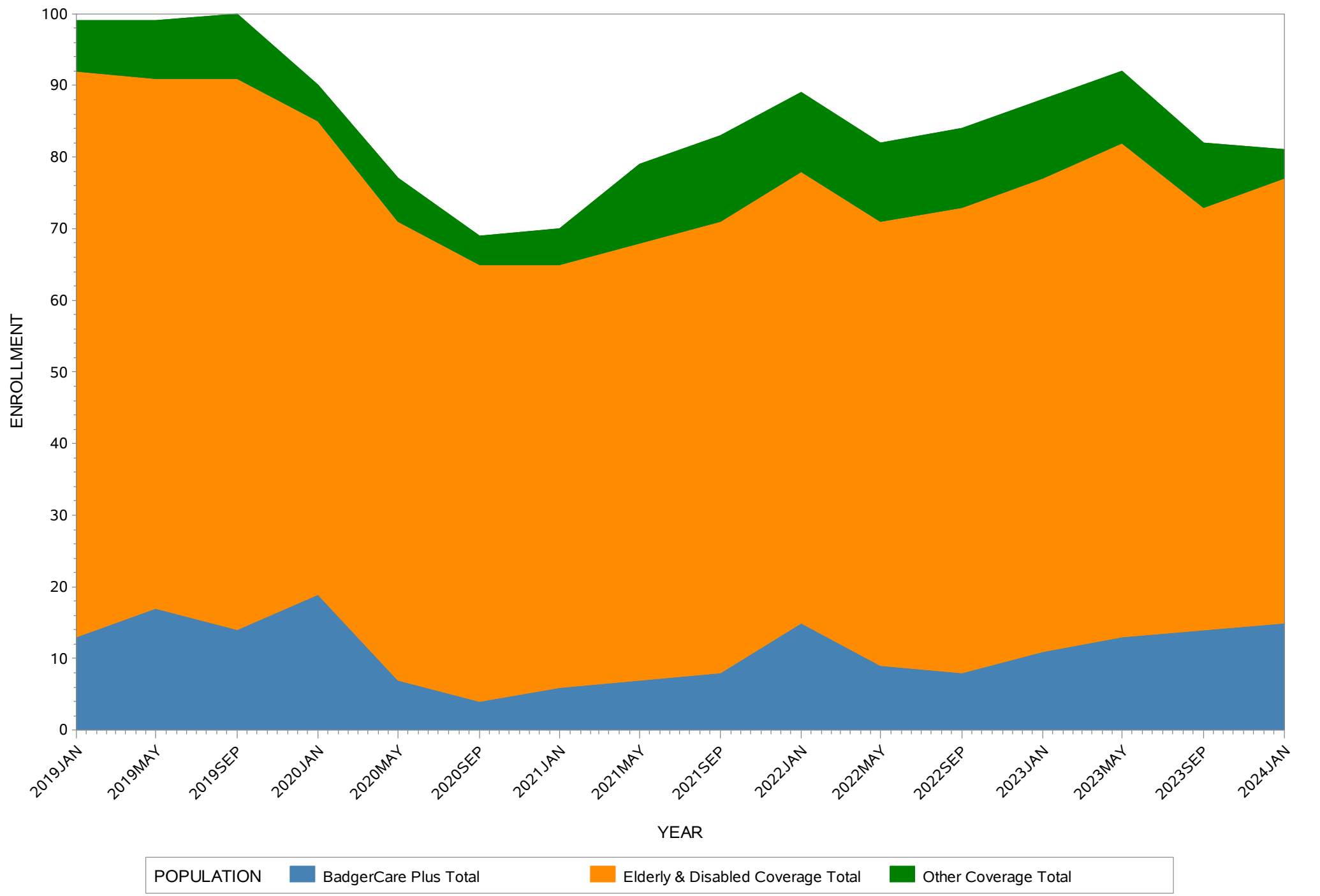
COUNTY OR TRIBE: EAU CLAIRE



POPULATION BadgerCare Plus Total Elderly & Disabled Coverage Total Other Coverage Total

WISCONSIN MEDICAID

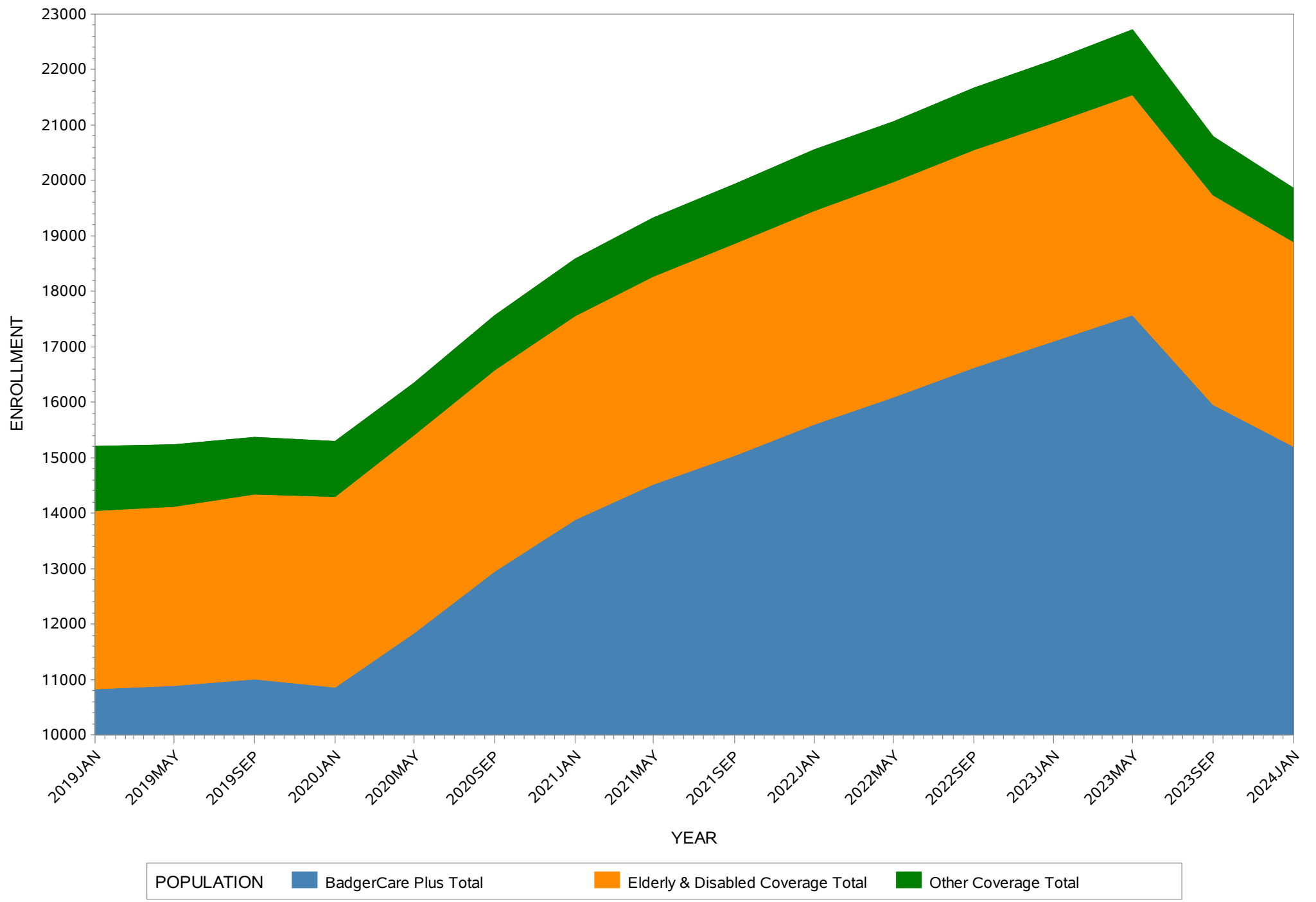
COUNTY OR TRIBE: FLORENCE



POPULATION BadgerCare Plus Total Elderly & Disabled Coverage Total Other Coverage Total

WISCONSIN MEDICAID

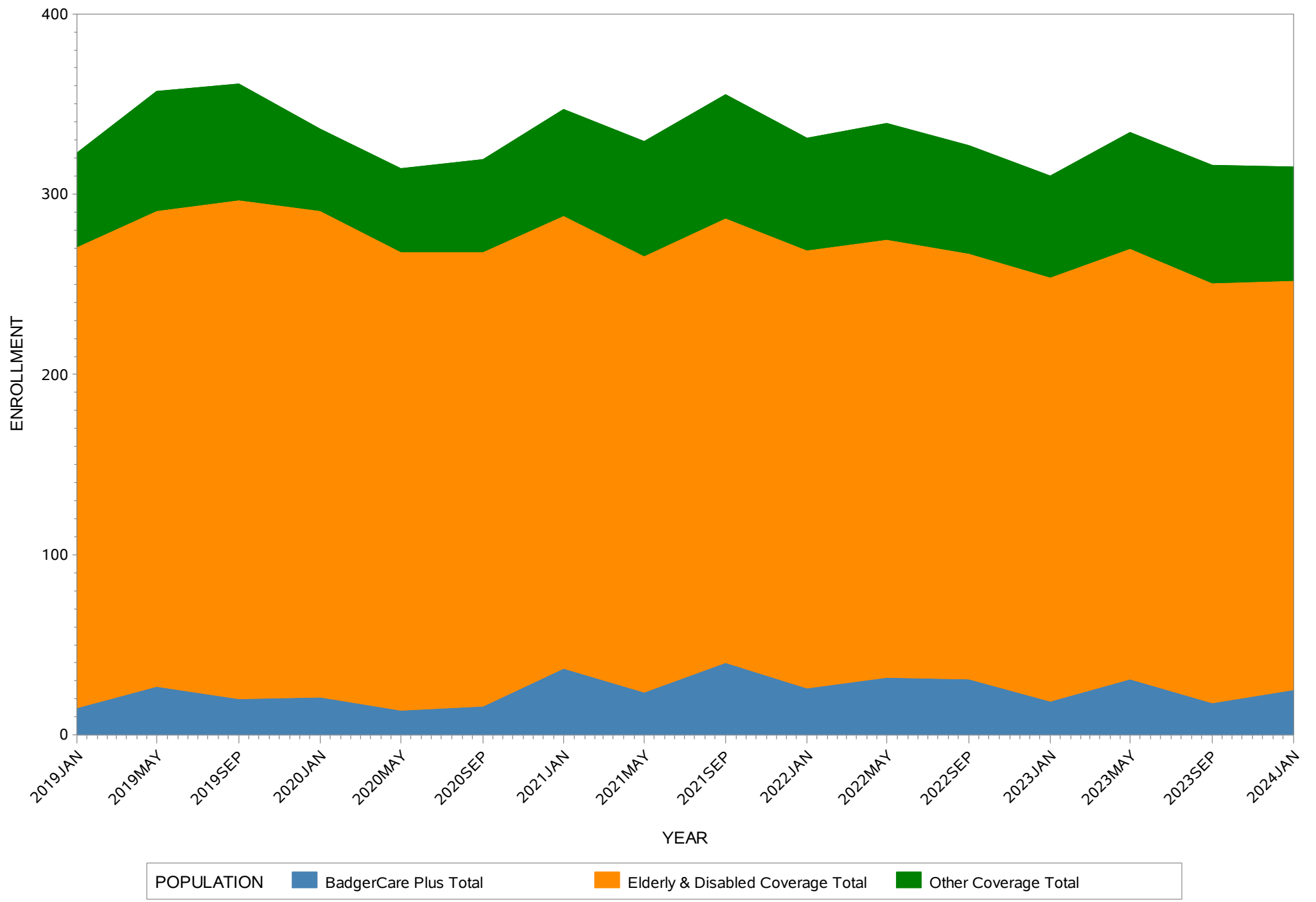
COUNTY OR TRIBE: FOND DU LAC



POPULATION BadgerCare Plus Total Elderly & Disabled Coverage Total Other Coverage Total

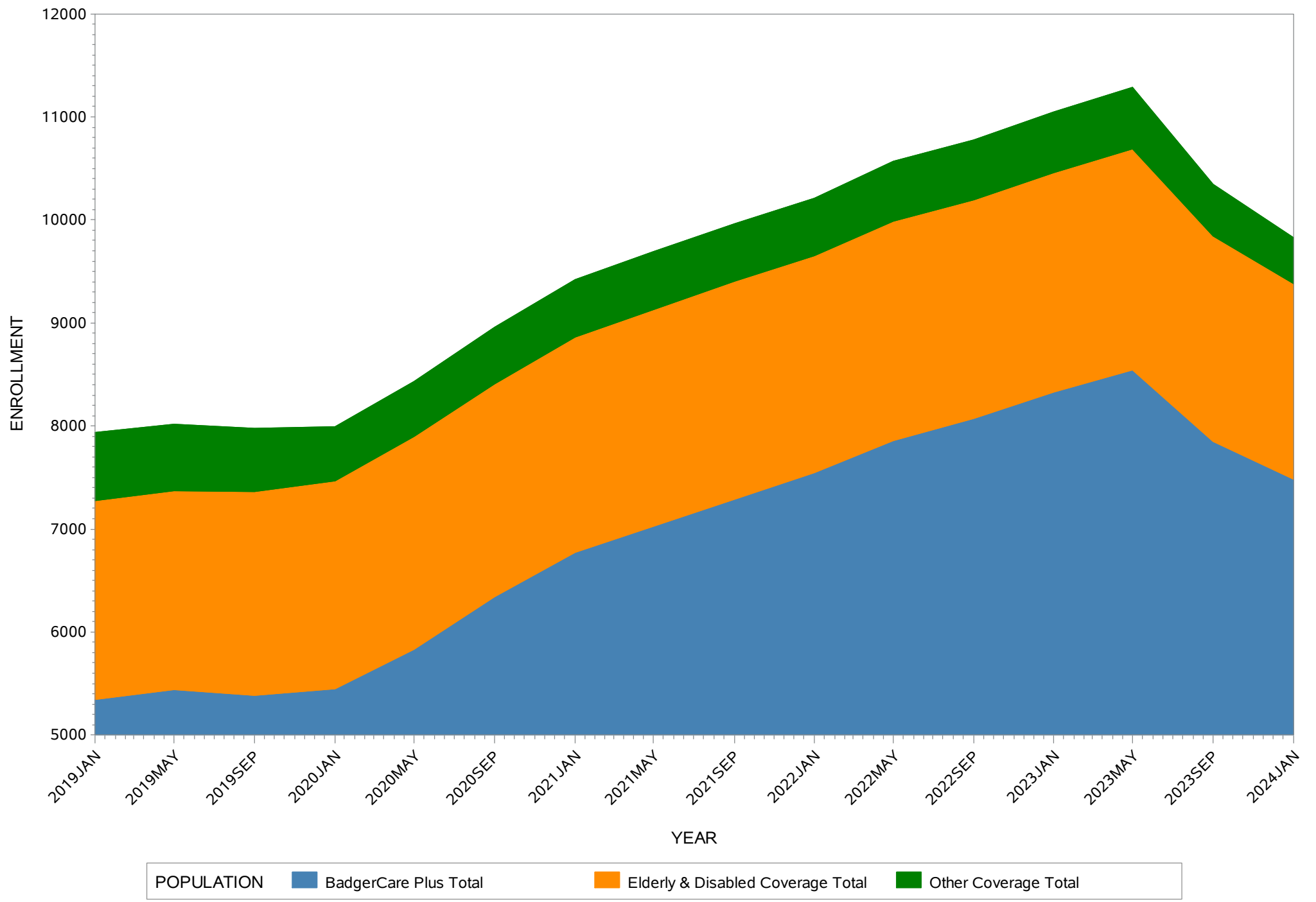
WISCONSIN MEDICAID

COUNTY OR TRIBE: FOREST



WISCONSIN MEDICAID

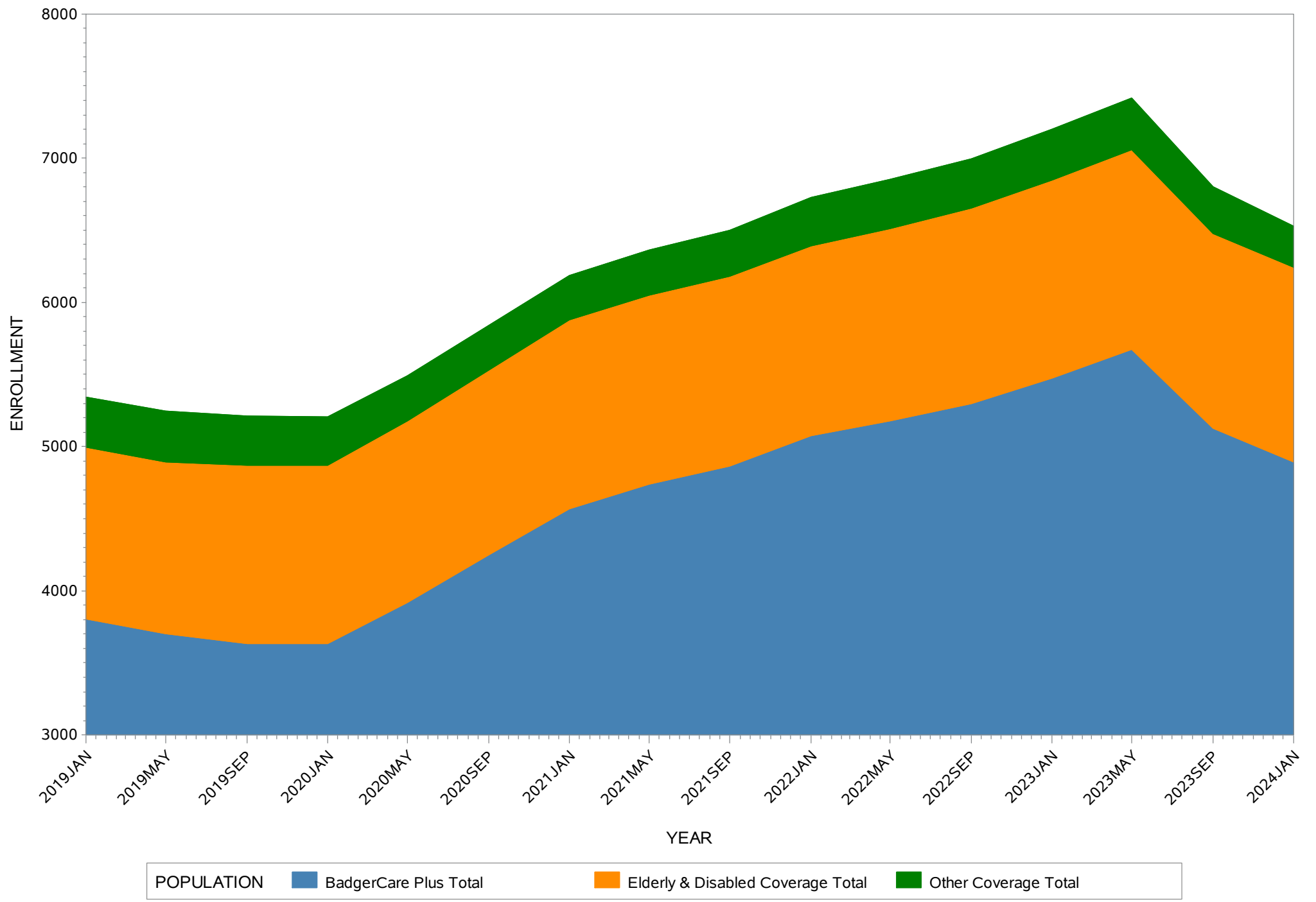
COUNTY OR TRIBE: GRANT



POPULATION BadgerCare Plus Total Elderly & Disabled Coverage Total Other Coverage Total

WISCONSIN MEDICAID

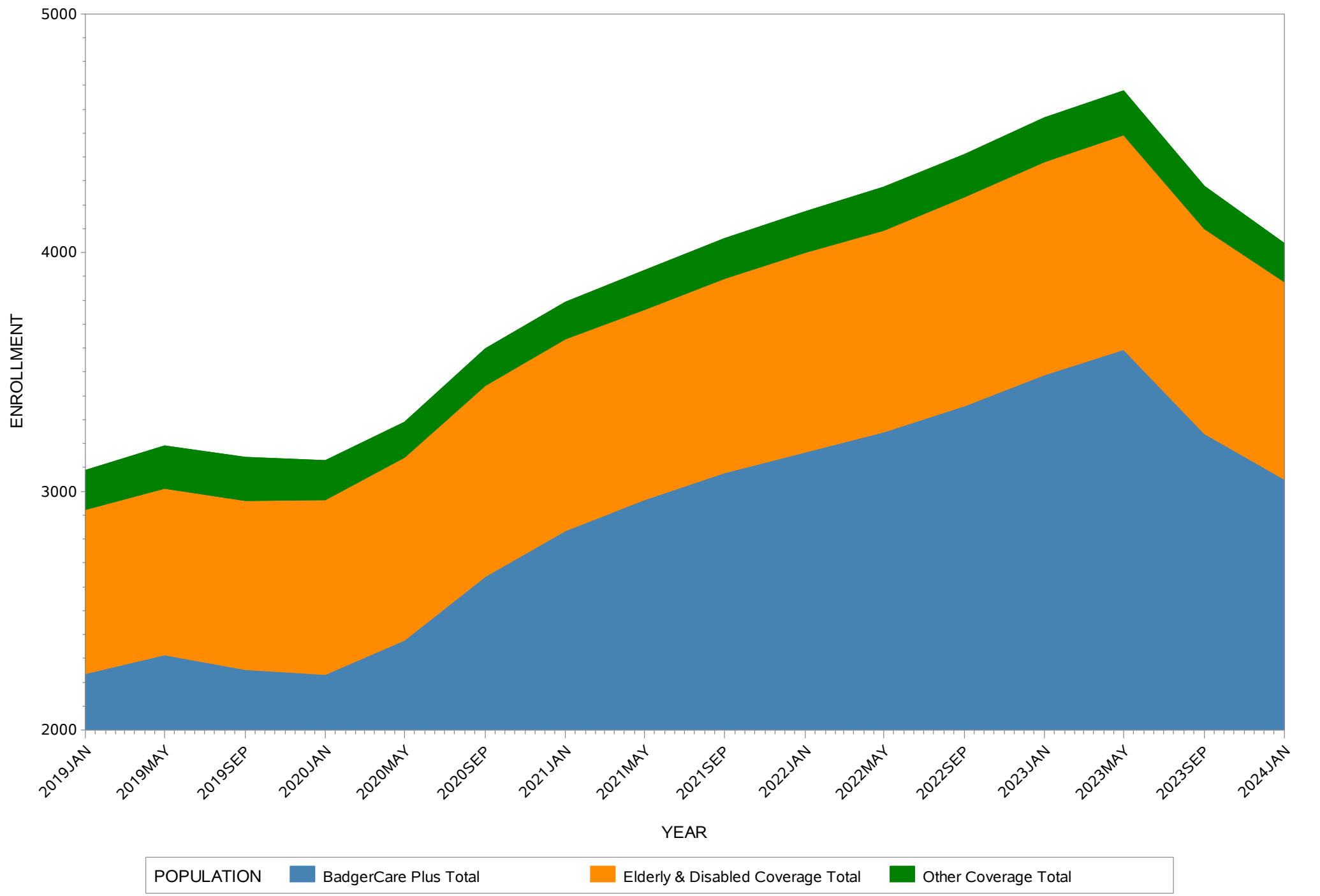
COUNTY OR TRIBE: GREEN



POPULATION BadgerCare Plus Total Elderly & Disabled Coverage Total Other Coverage Total

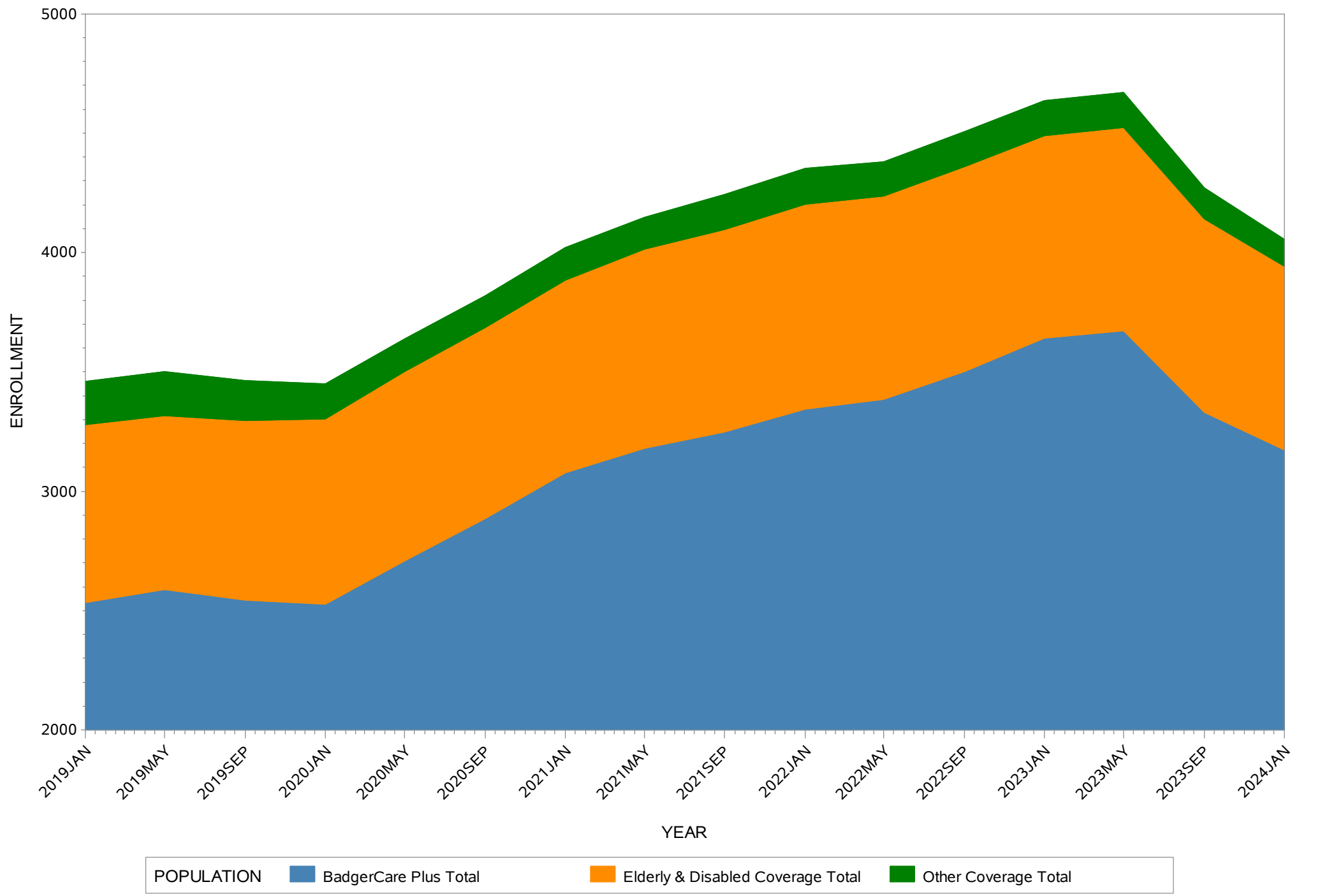
WISCONSIN MEDICAID

COUNTY OR TRIBE: GREEN LAKE



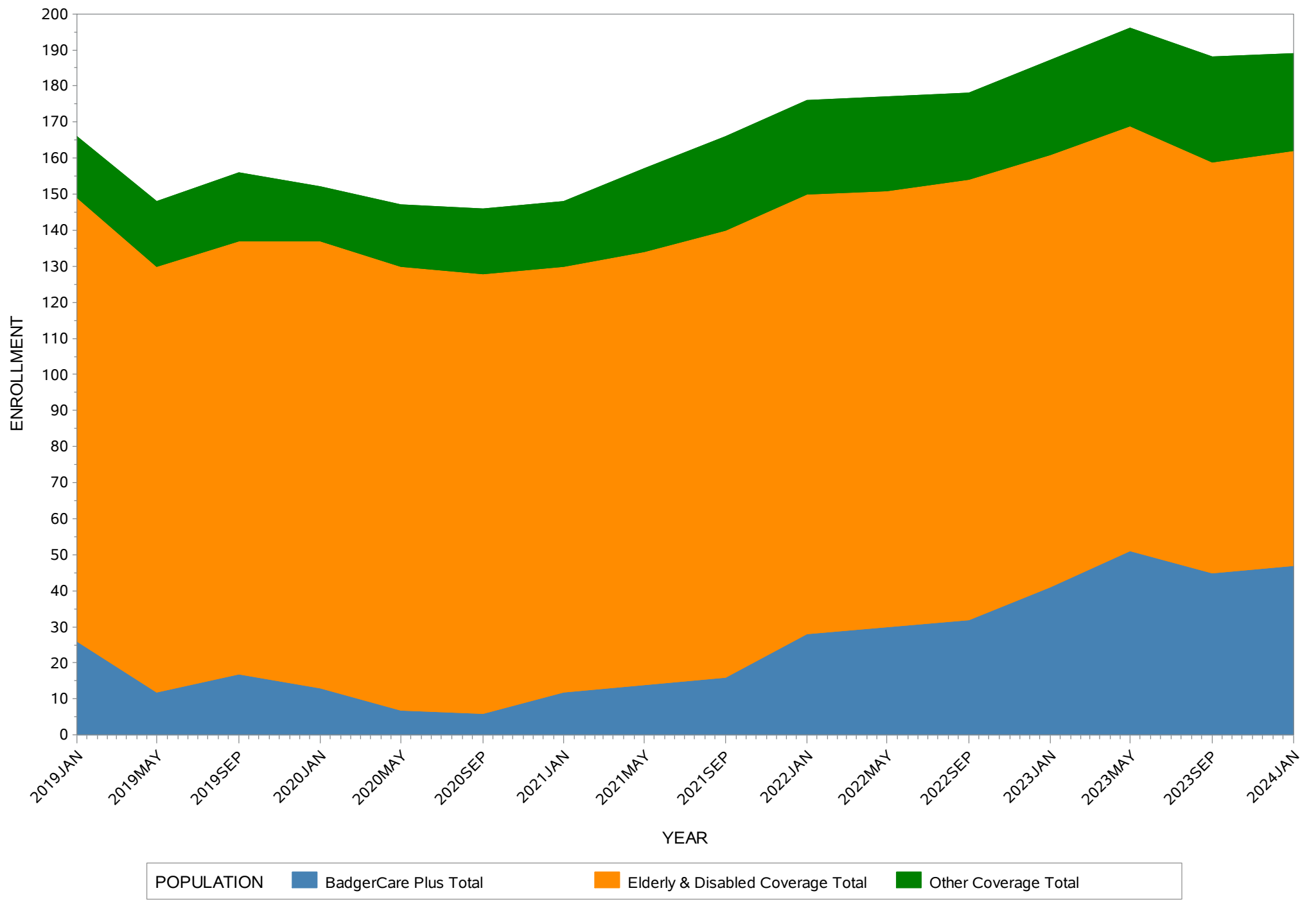
WISCONSIN MEDICAID

COUNTY OR TRIBE: IOWA



WISCONSIN MEDICAID

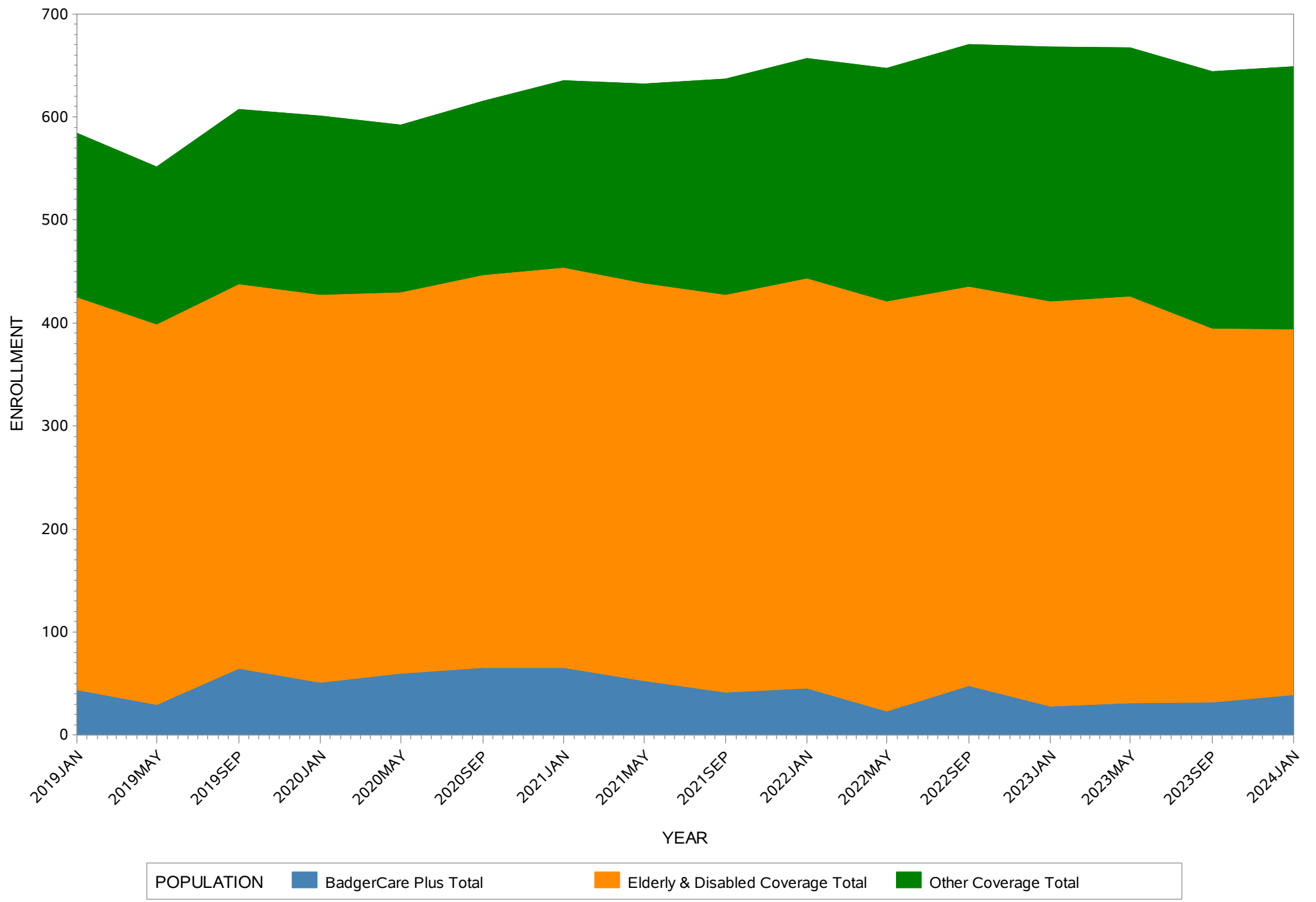
COUNTY OR TRIBE: IRON



POPULATION BadgerCare Plus Total Elderly & Disabled Coverage Total Other Coverage Total

WISCONSIN MEDICAID

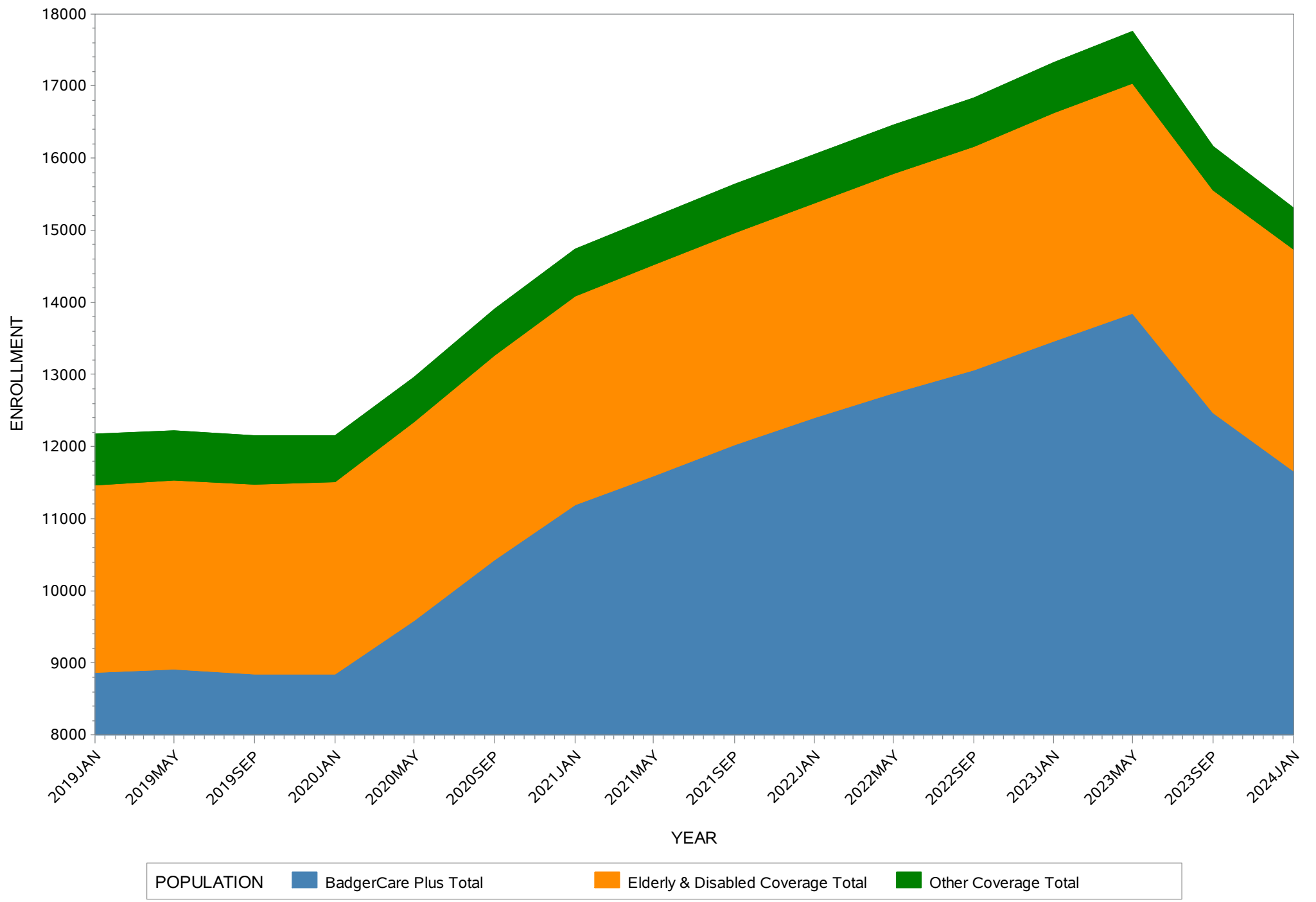
COUNTY OR TRIBE: JACKSON



POPULATION BadgerCare Plus Total Elderly & Disabled Coverage Total Other Coverage Total

WISCONSIN MEDICAID

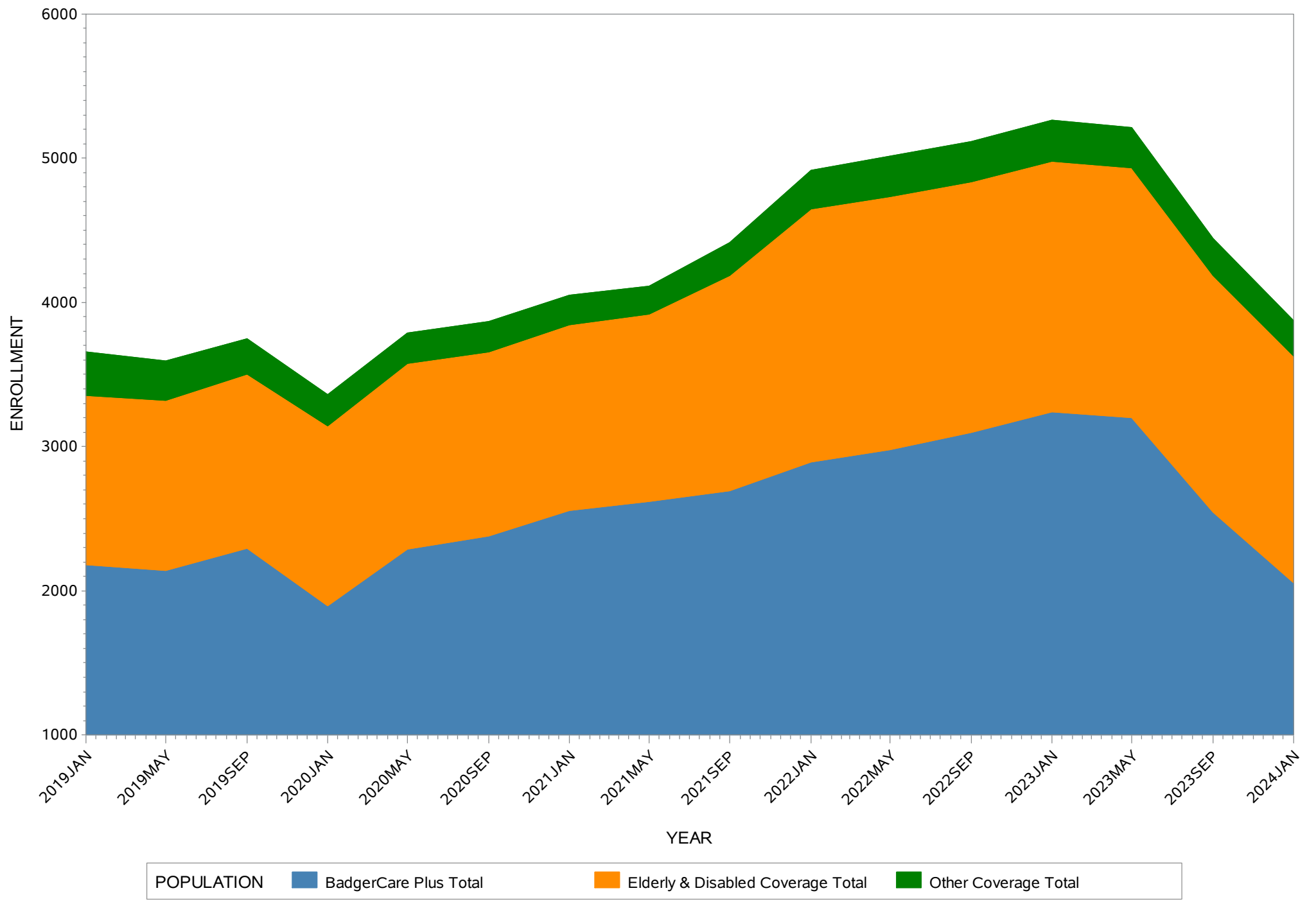
COUNTY OR TRIBE: JEFFERSON



POPULATION BadgerCare Plus Total Elderly & Disabled Coverage Total Other Coverage Total

WISCONSIN MEDICAID

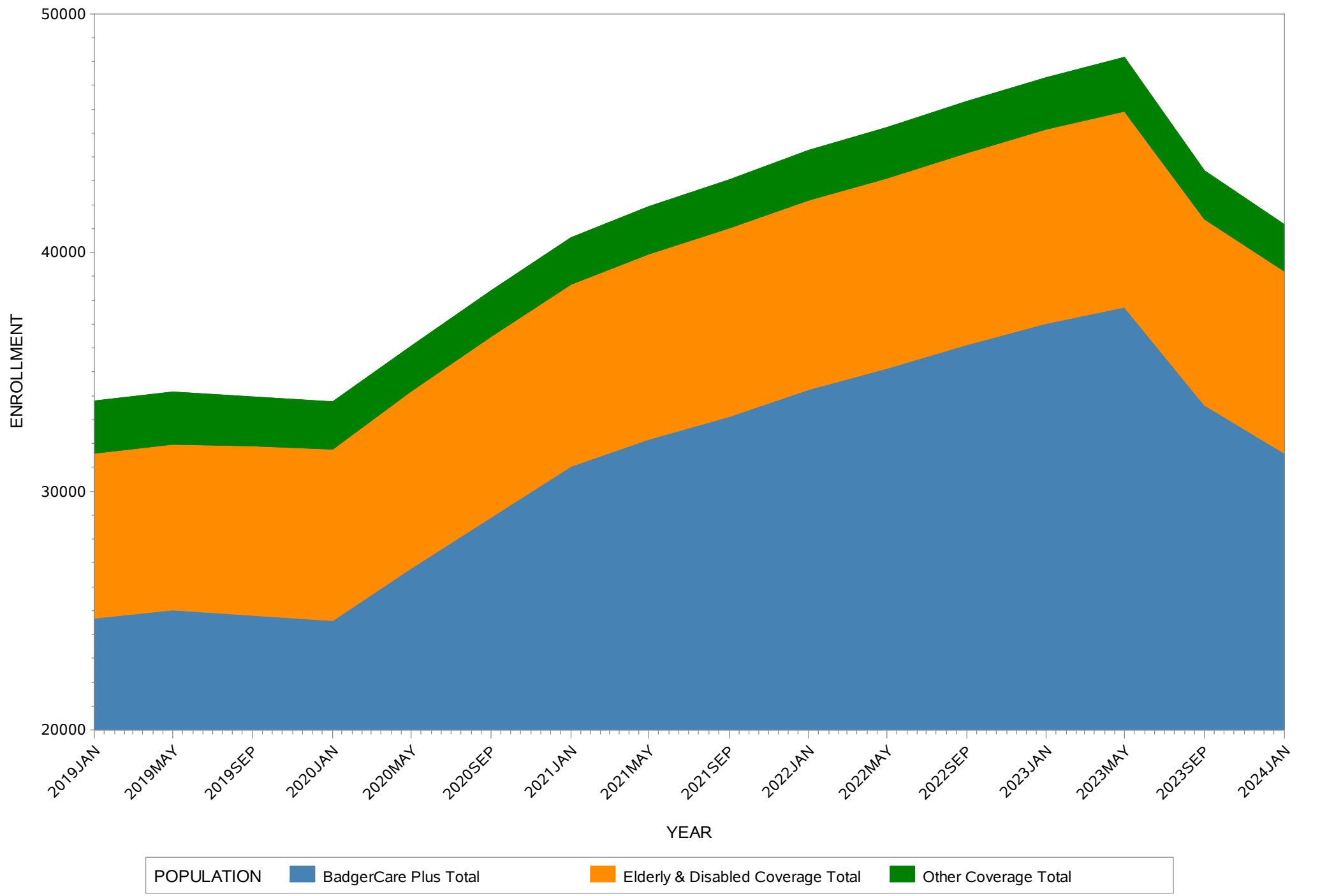
COUNTY OR TRIBE: JUNEAU



POPULATION BadgerCare Plus Total Elderly & Disabled Coverage Total Other Coverage Total

WISCONSIN MEDICAID

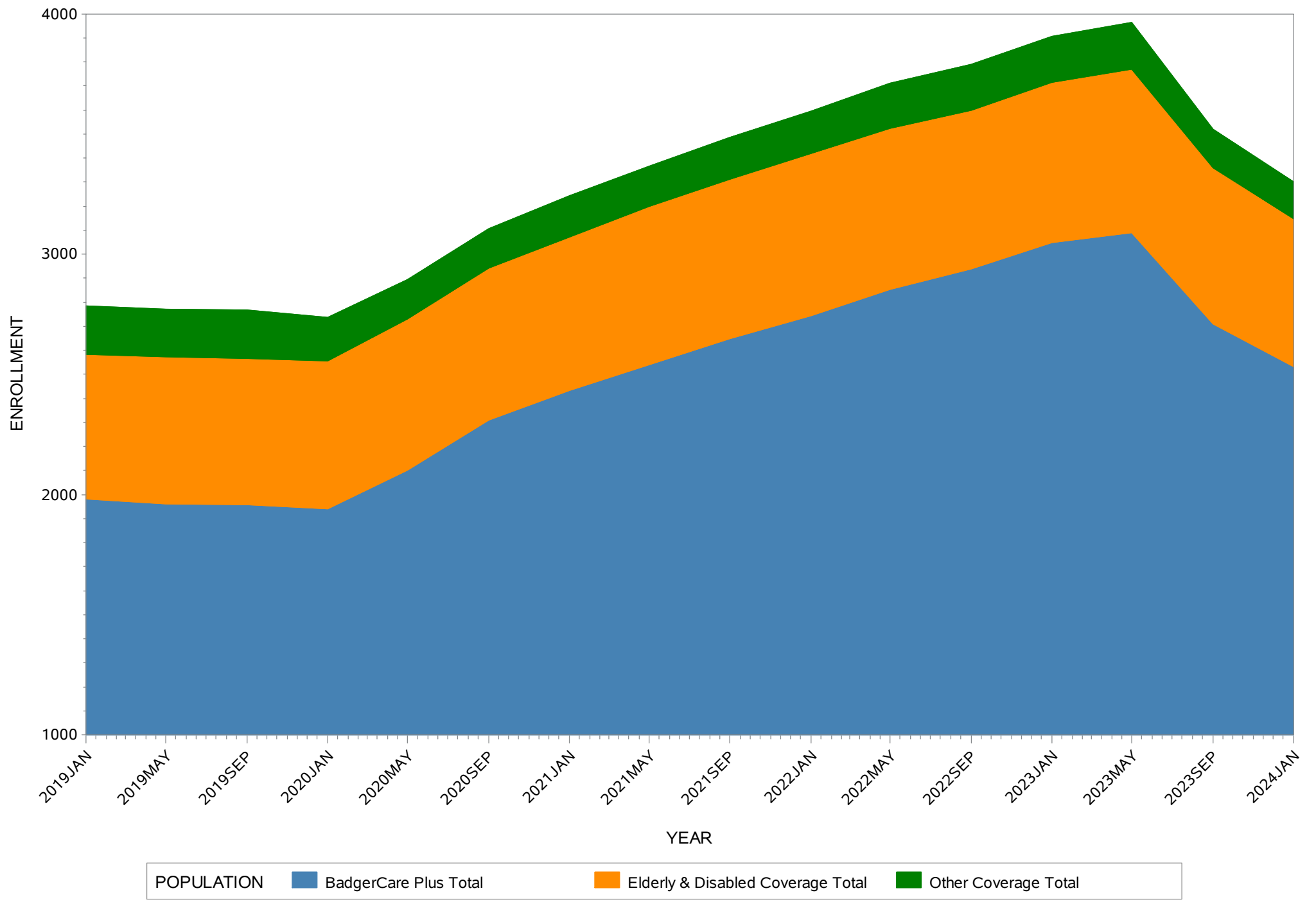
COUNTY OR TRIBE: KENOSHA



POPULATION BadgerCare Plus Total Elderly & Disabled Coverage Total Other Coverage Total

WISCONSIN MEDICAID

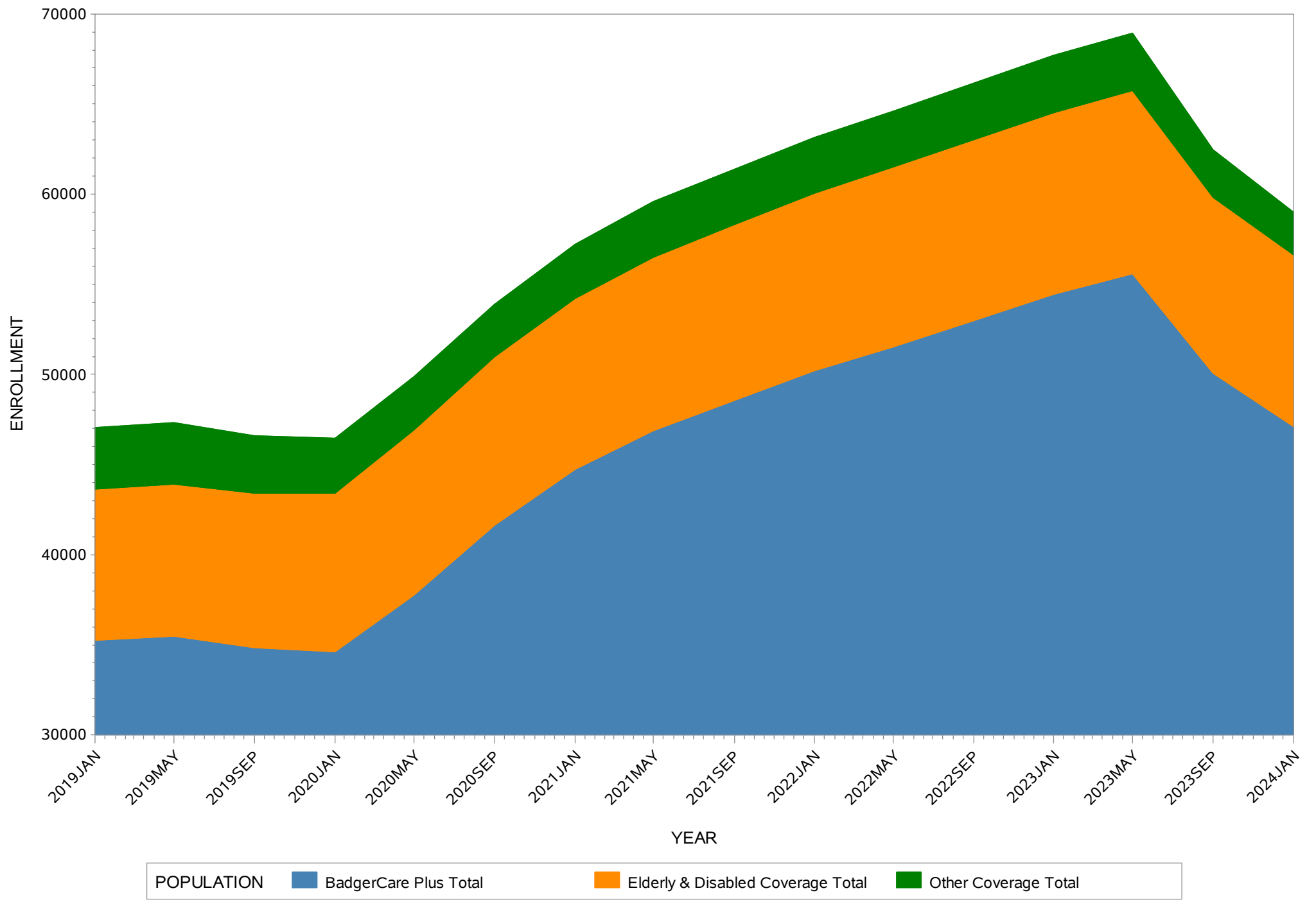
COUNTY OR TRIBE: KEWAUNEE



POPULATION BadgerCare Plus Total Elderly & Disabled Coverage Total Other Coverage Total

WISCONSIN MEDICAID

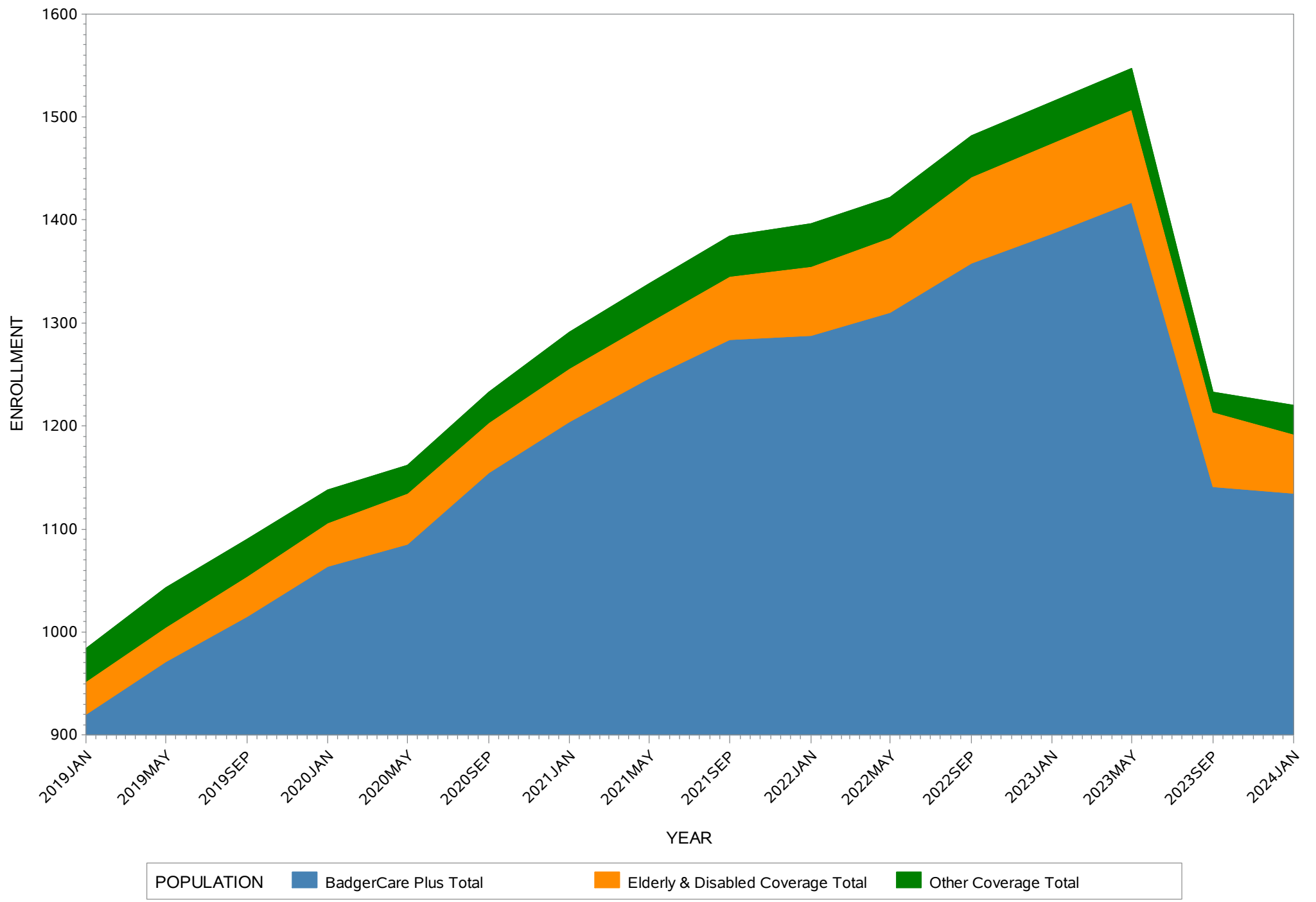
COUNTY OR TRIBE: LA CROSSE



POPULATION BadgerCare Plus Total Elderly & Disabled Coverage Total Other Coverage Total

WISCONSIN MEDICAID

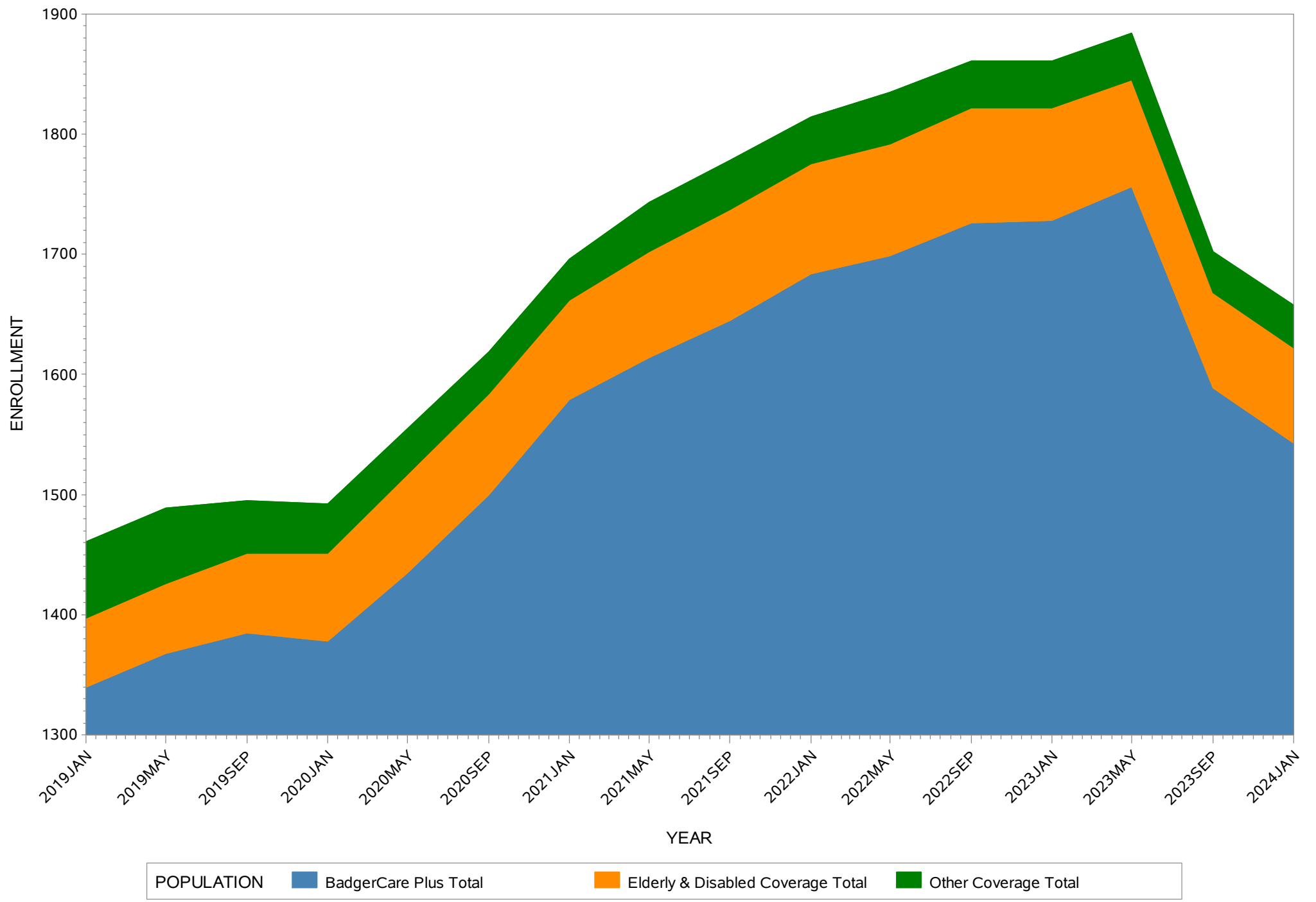
COUNTY OR TRIBE: LAC COURTE TRIBE



POPULATION BadgerCare Plus Total Elderly & Disabled Coverage Total Other Coverage Total

WISCONSIN MEDICAID

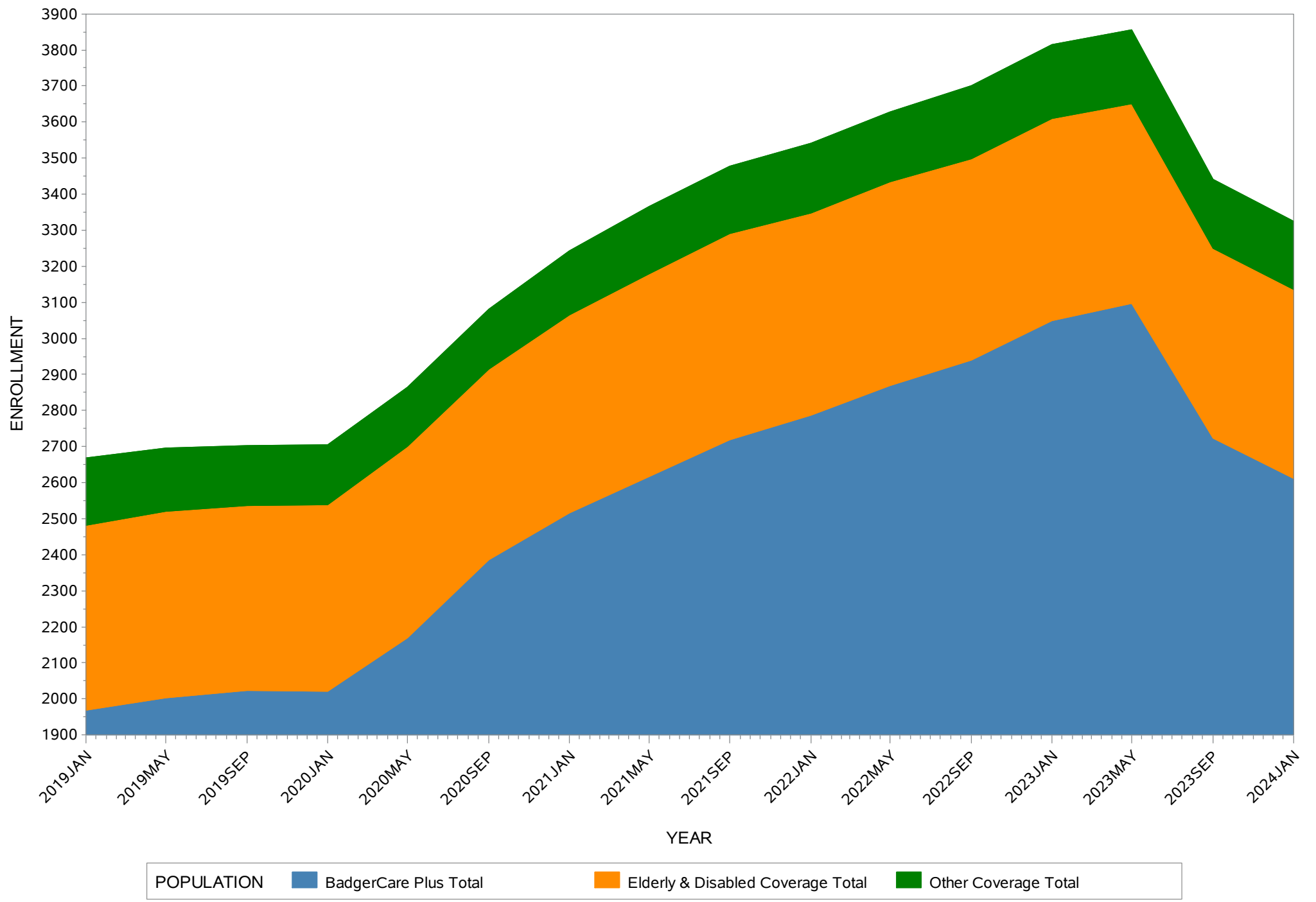
COUNTY OR TRIBE: LAC DU FLAMBEAU TRIBE



POPULATION BadgerCare Plus Total Elderly & Disabled Coverage Total Other Coverage Total

WISCONSIN MEDICAID

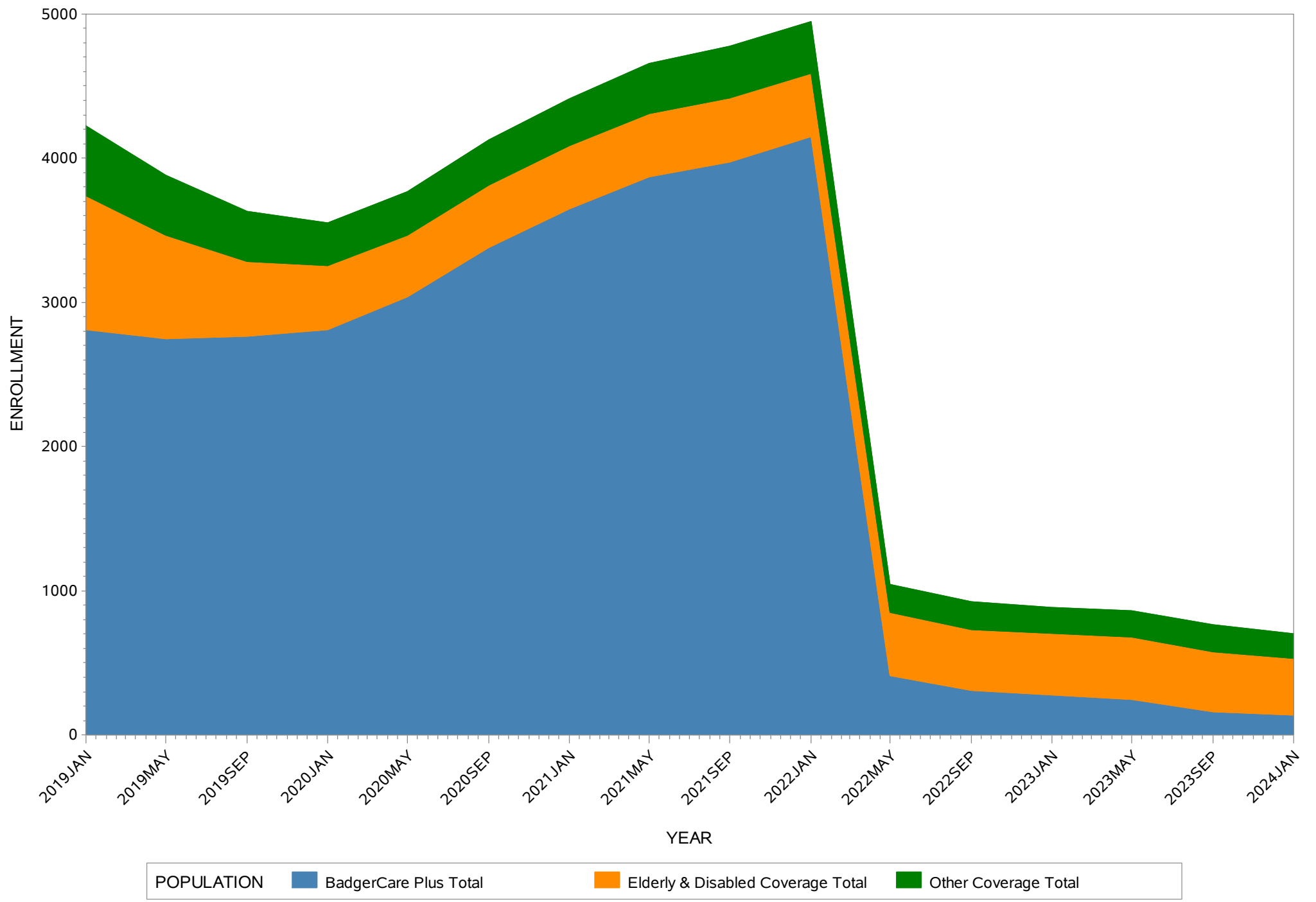
COUNTY OR TRIBE: LAFAYETTE



POPULATION BadgerCare Plus Total Elderly & Disabled Coverage Total Other Coverage Total

WISCONSIN MEDICAID

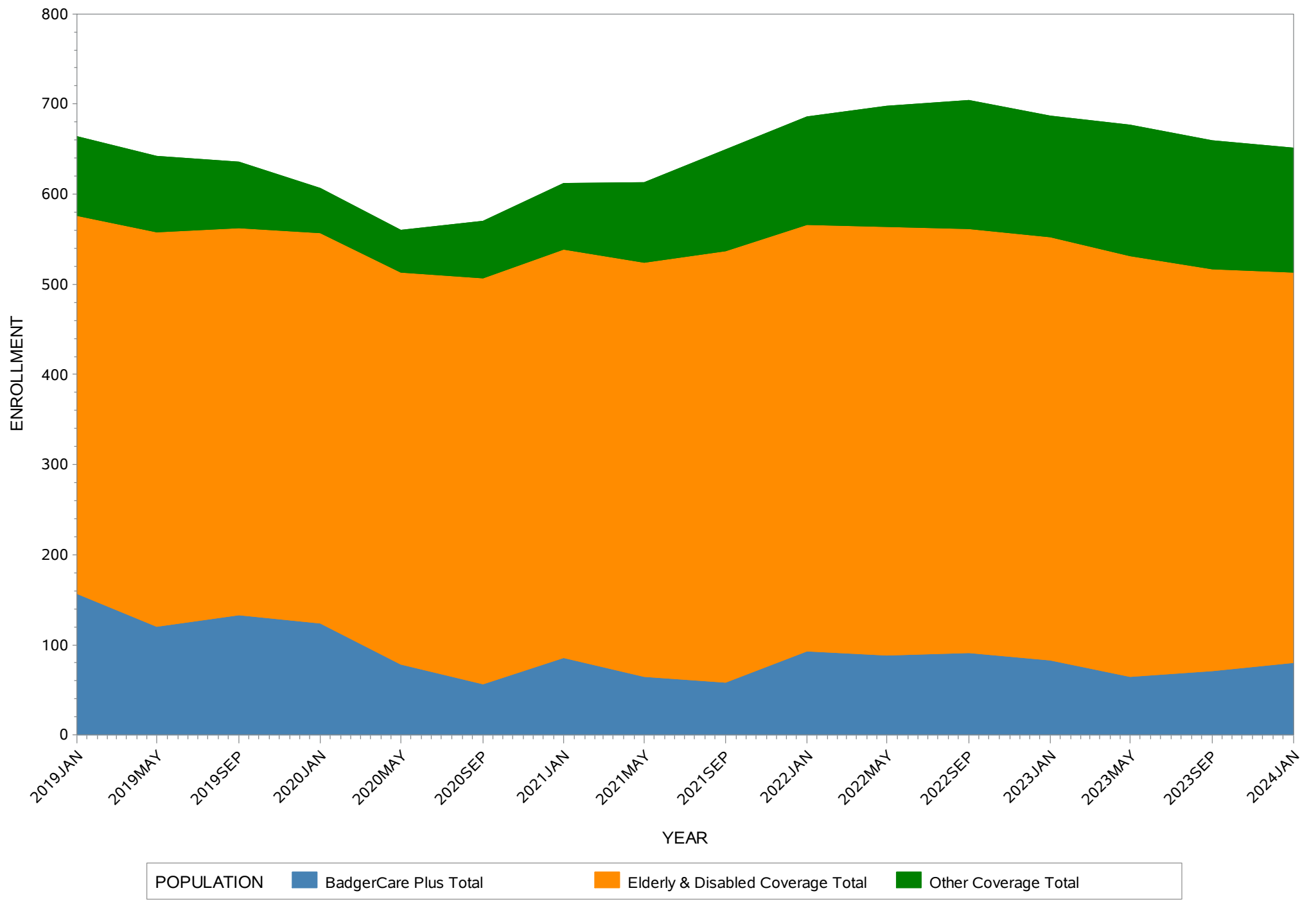
COUNTY OR TRIBE: LANGLADE



POPULATION BadgerCare Plus Total Elderly & Disabled Coverage Total Other Coverage Total

WISCONSIN MEDICAID

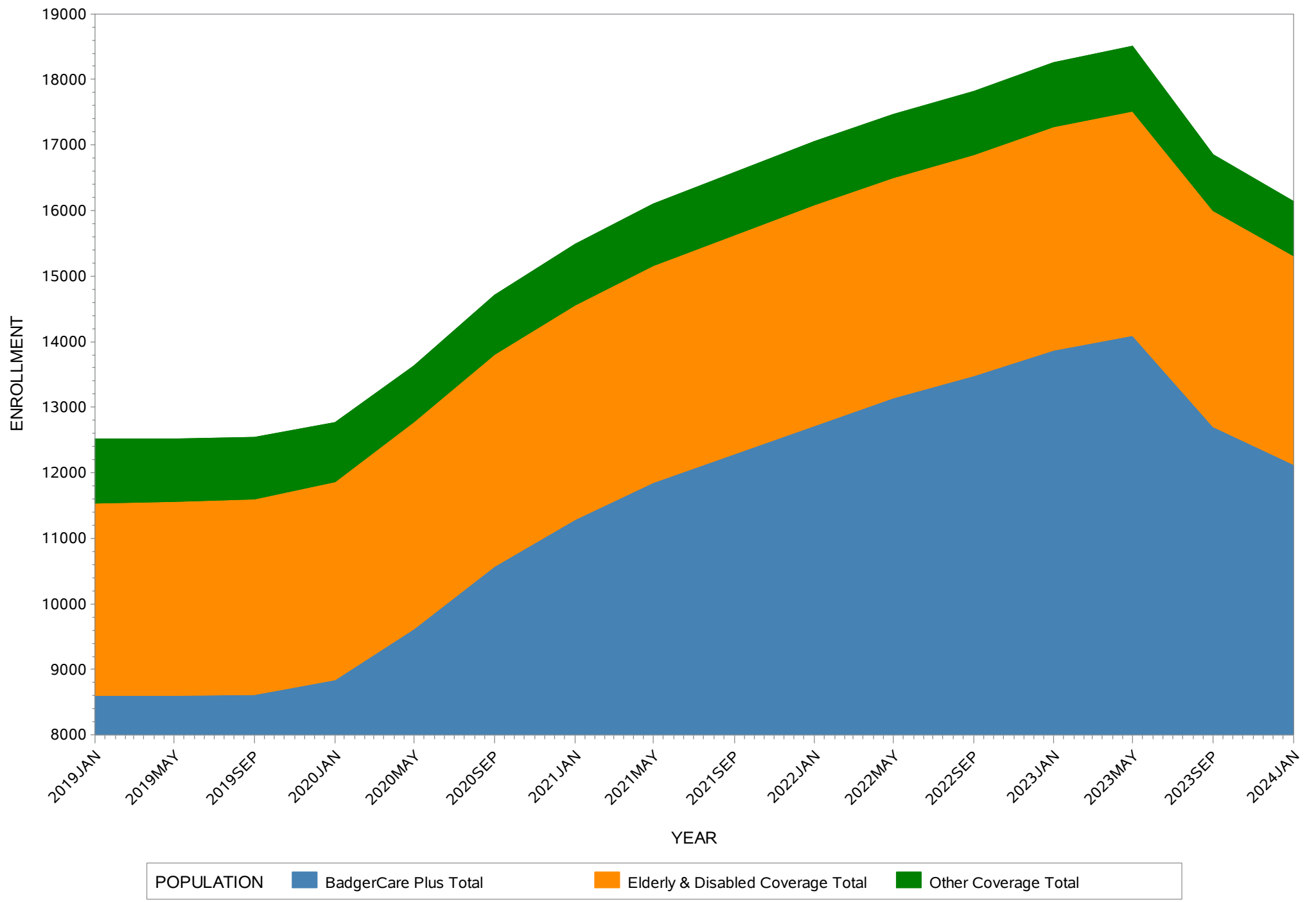
COUNTY OR TRIBE: LINCOLN



POPULATION BadgerCare Plus Total Elderly & Disabled Coverage Total Other Coverage Total

WISCONSIN MEDICAID

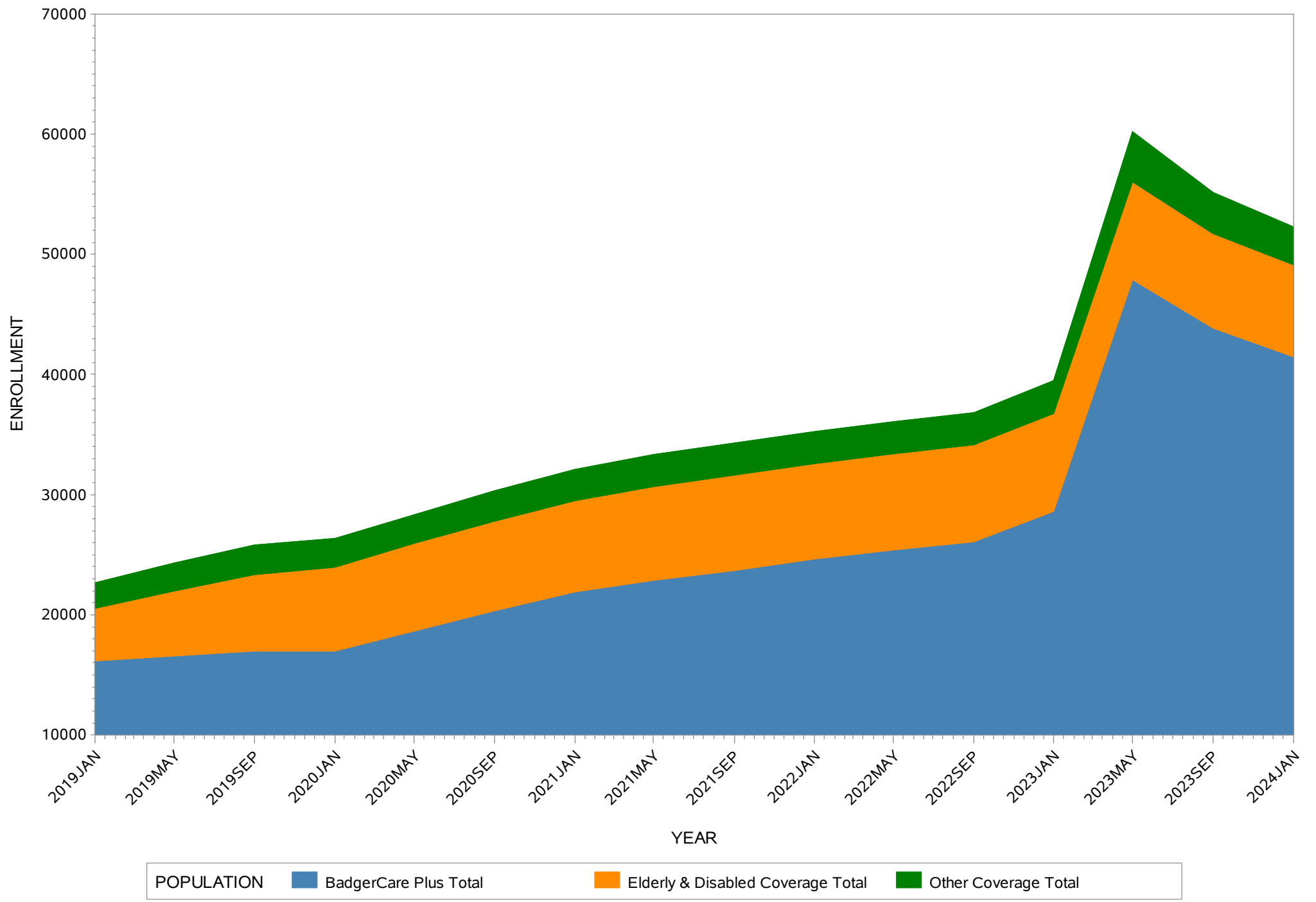
COUNTY OR TRIBE: MANITOWOC



POPULATION BadgerCare Plus Total Elderly & Disabled Coverage Total Other Coverage Total

WISCONSIN MEDICAID

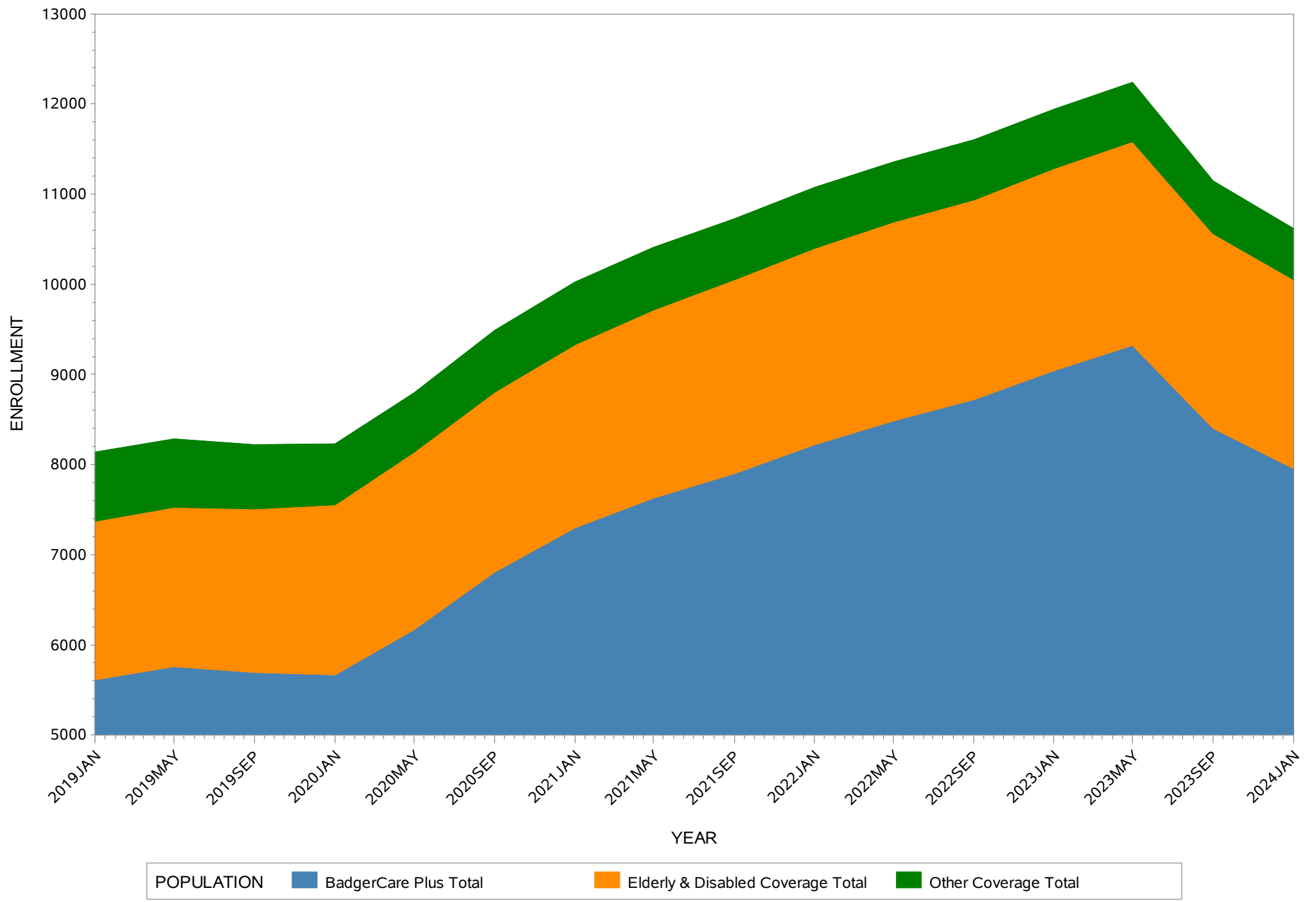
COUNTY OR TRIBE: MARATHON



POPULATION BadgerCare Plus Total Elderly & Disabled Coverage Total Other Coverage Total

WISCONSIN MEDICAID

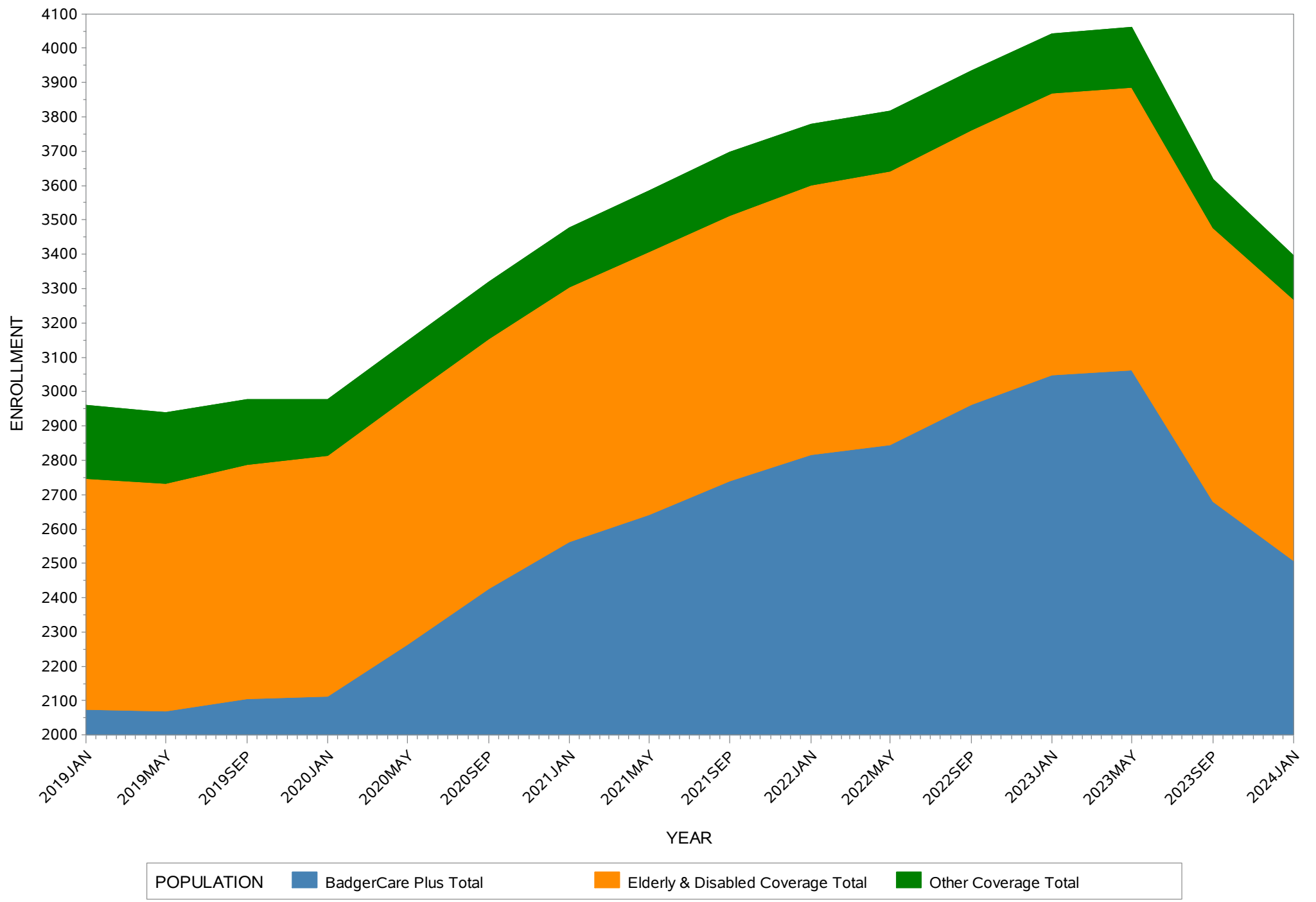
COUNTY OR TRIBE: MARINETTE



POPULATION BadgerCare Plus Total Elderly & Disabled Coverage Total Other Coverage Total

WISCONSIN MEDICAID

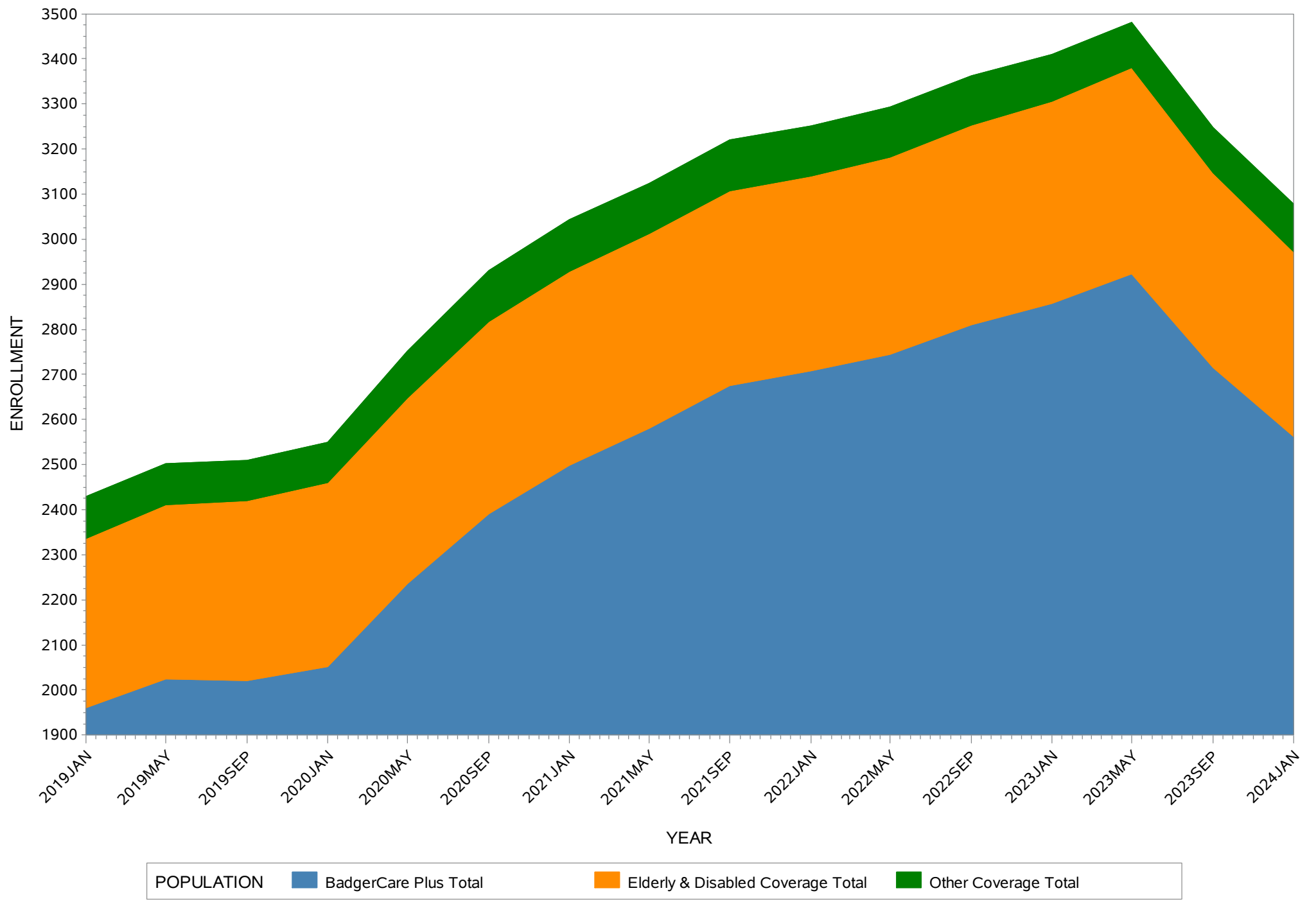
COUNTY OR TRIBE: MARQUETTE



POPULATION BadgerCare Plus Total Elderly & Disabled Coverage Total Other Coverage Total

WISCONSIN MEDICAID

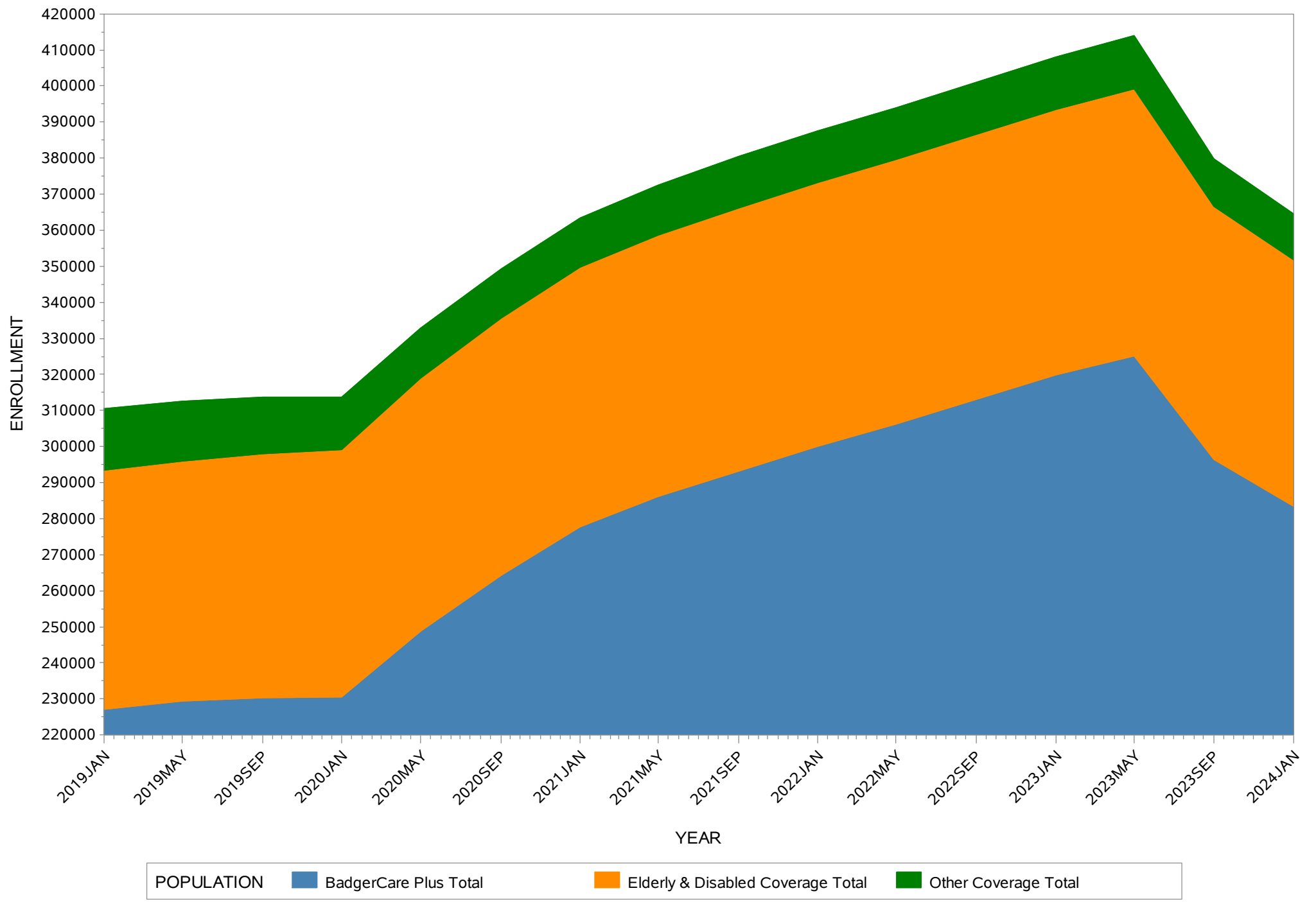
COUNTY OR TRIBE: MENOMINEE



POPULATION BadgerCare Plus Total Elderly & Disabled Coverage Total Other Coverage Total

WISCONSIN MEDICAID

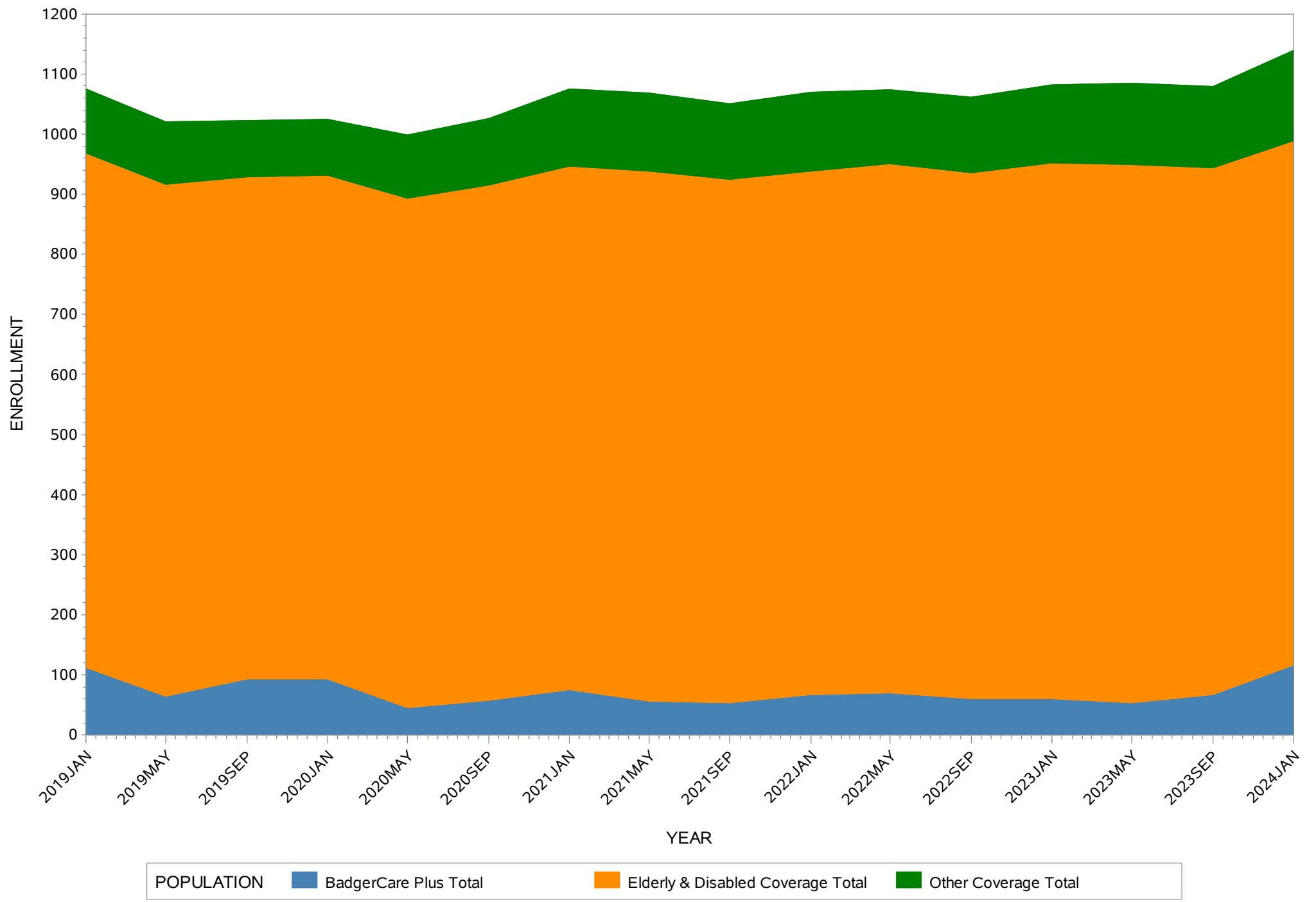
COUNTY OR TRIBE: MILWAUKEE



POPULATION BadgerCare Plus Total Elderly & Disabled Coverage Total Other Coverage Total

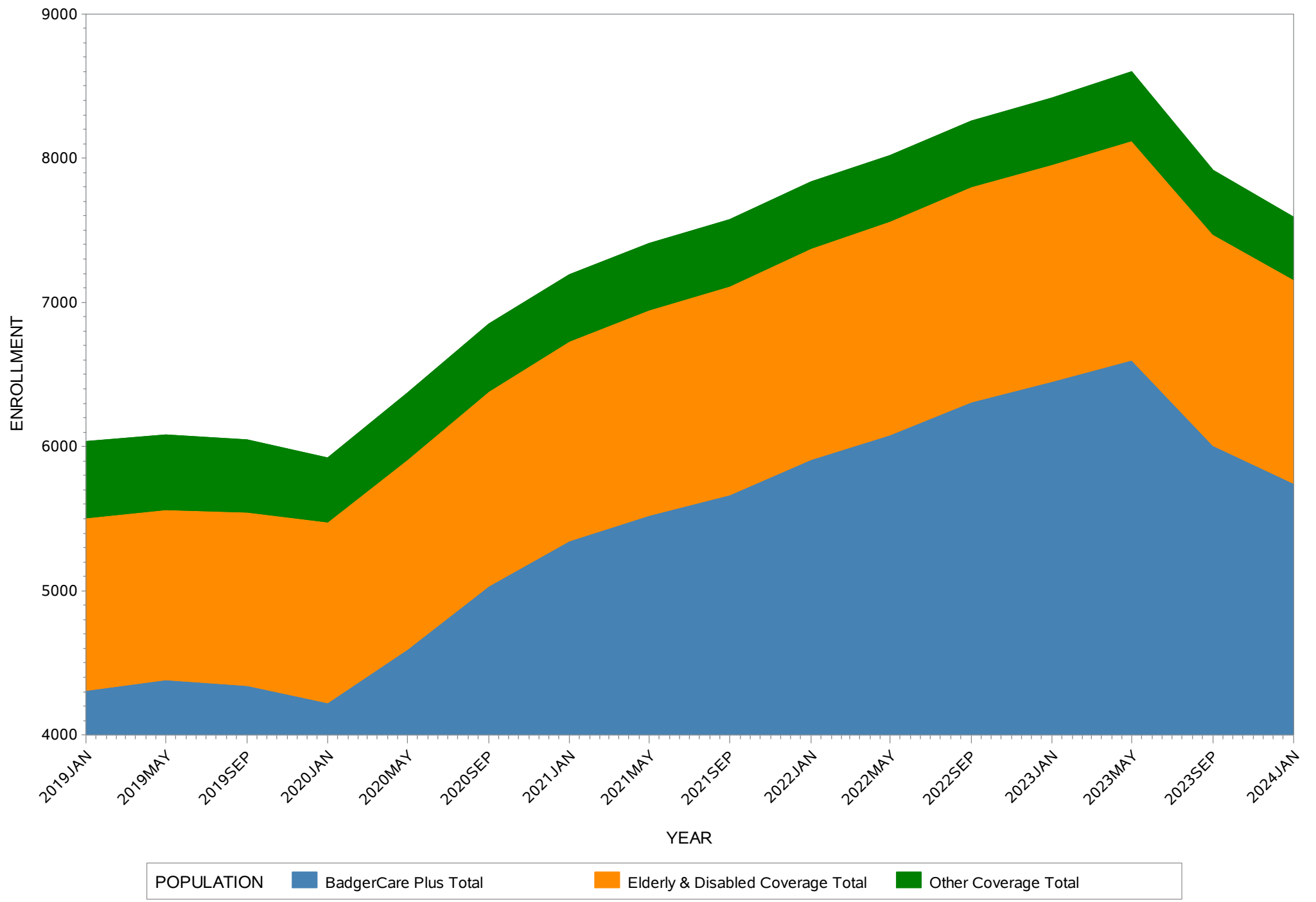
WISCONSIN MEDICAID

COUNTY OR TRIBE: MONROE



WISCONSIN MEDICAID

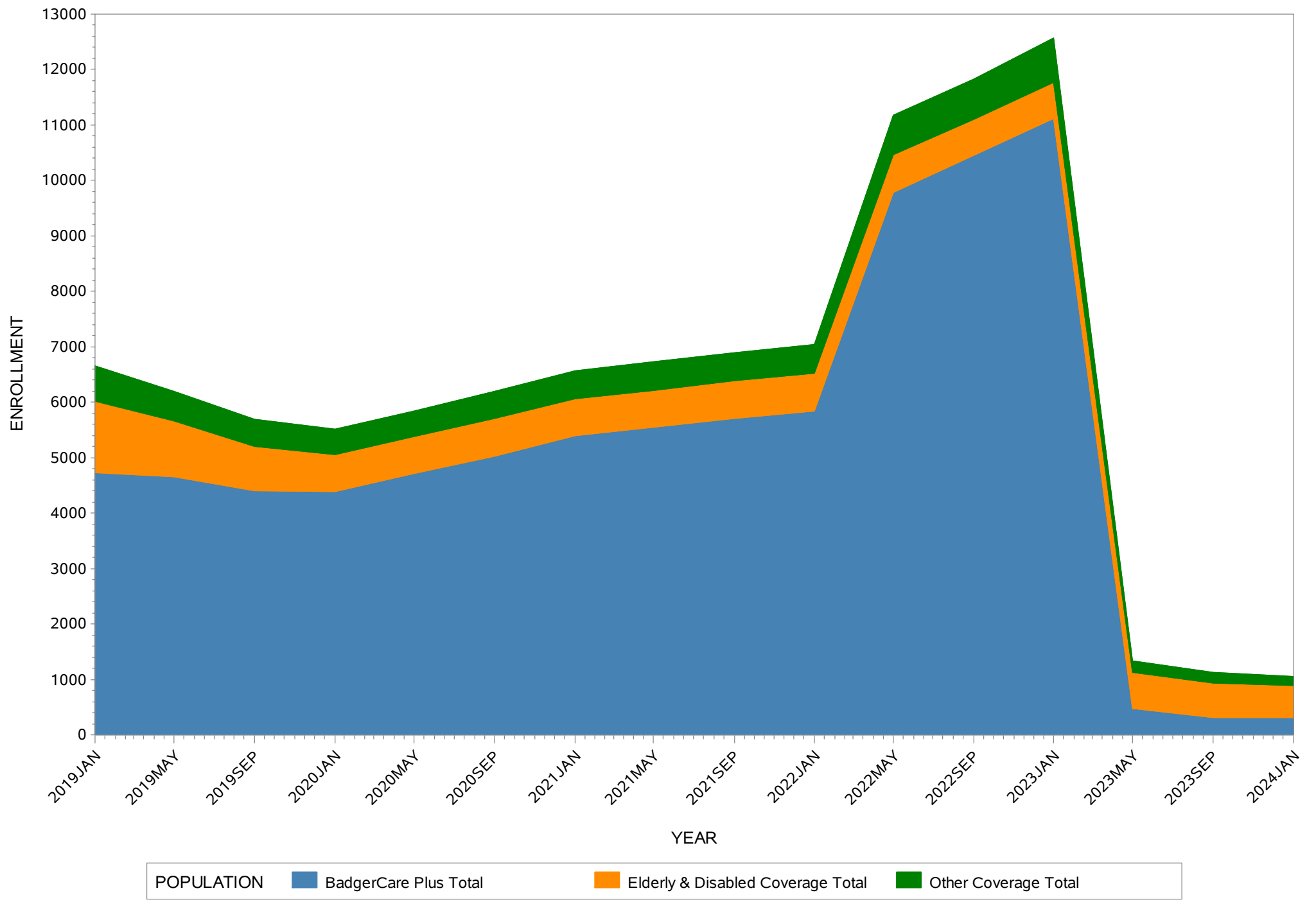
COUNTY OR TRIBE: OCONTO



POPULATION BadgerCare Plus Total Elderly & Disabled Coverage Total Other Coverage Total

WISCONSIN MEDICAID

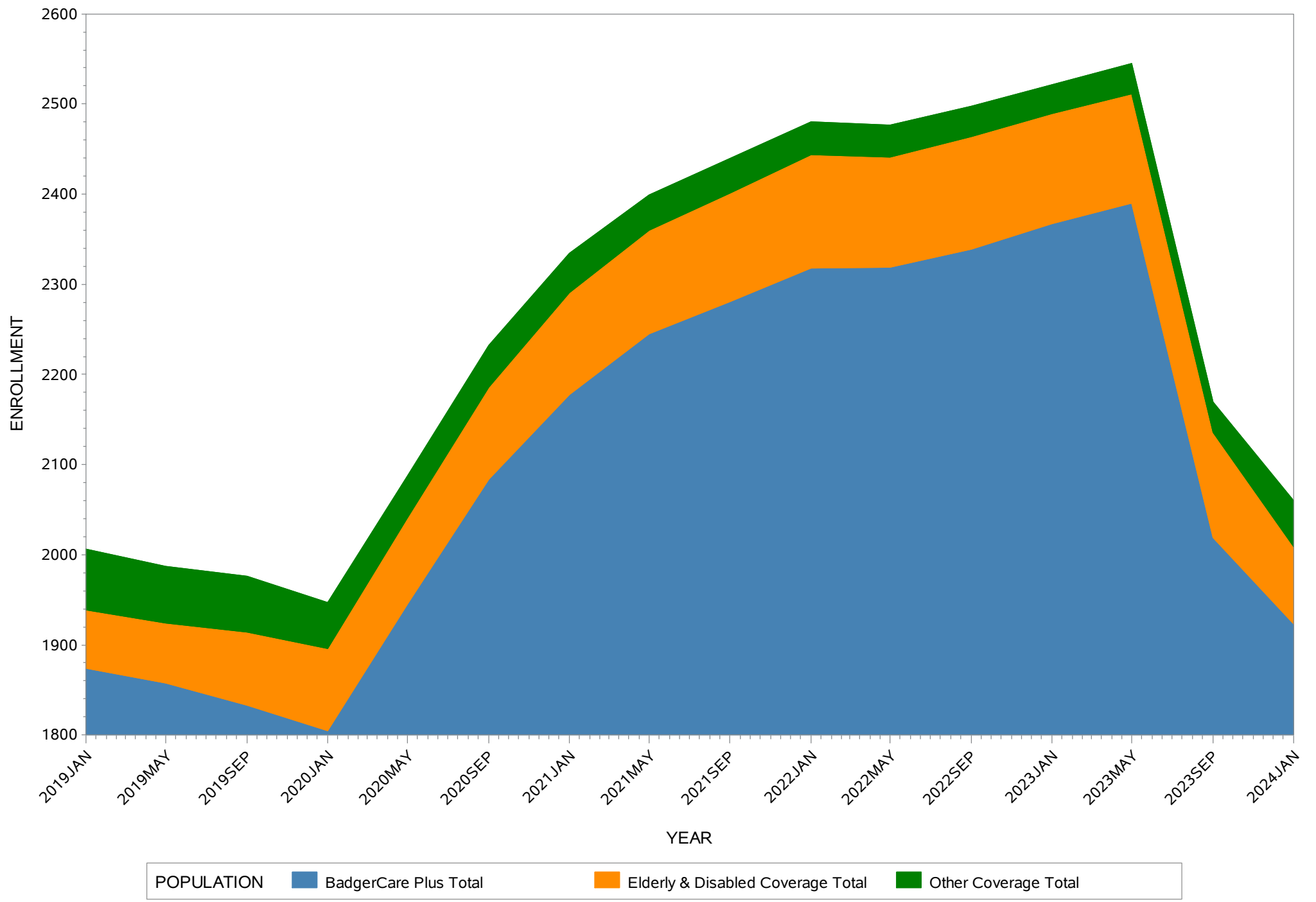
COUNTY OR TRIBE: ONEIDA



POPULATION BadgerCare Plus Total Elderly & Disabled Coverage Total Other Coverage Total

WISCONSIN MEDICAID

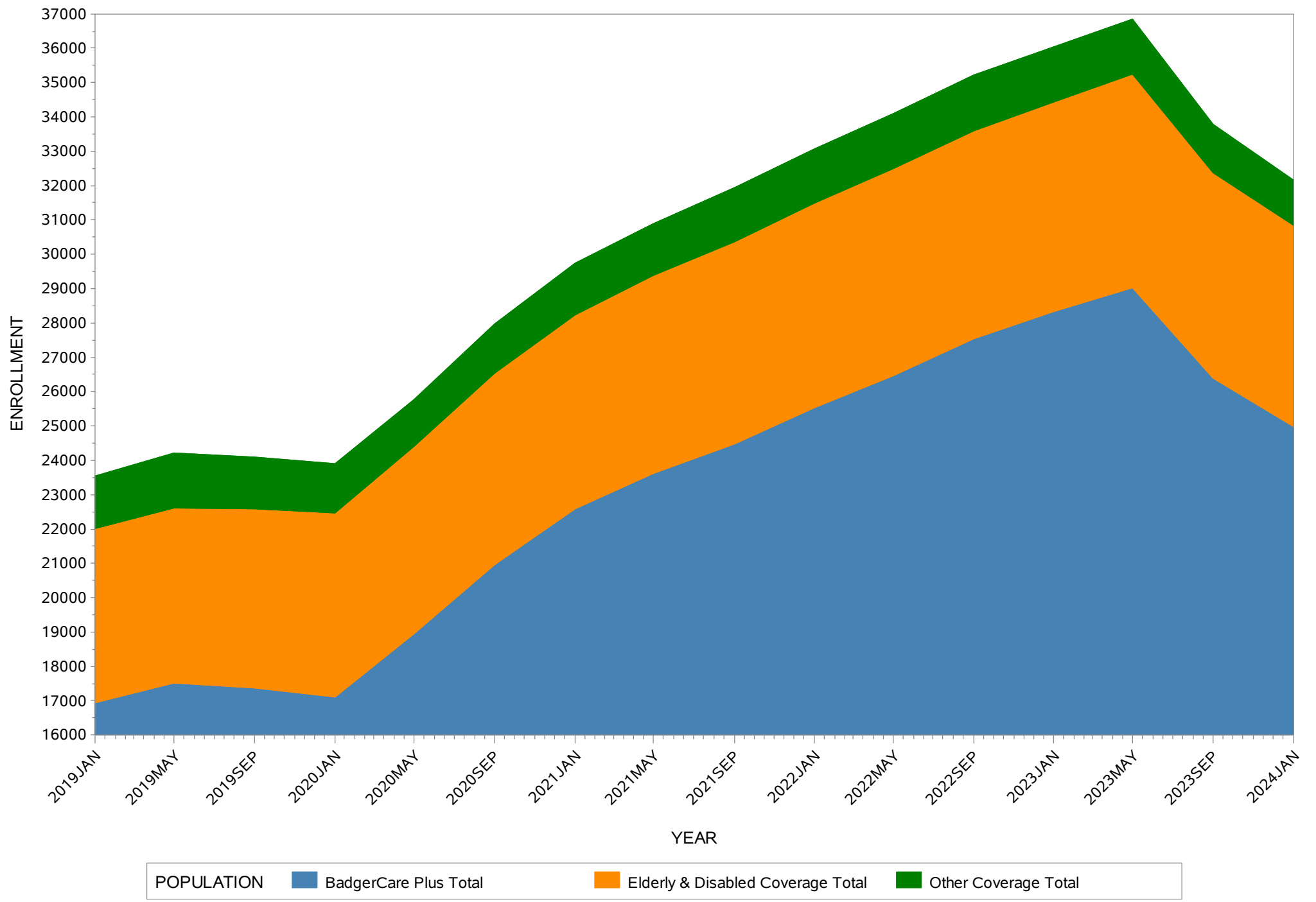
COUNTY OR TRIBE: ONEIDA TRIBE



POPULATION BadgerCare Plus Total Elderly & Disabled Coverage Total Other Coverage Total

WISCONSIN MEDICAID

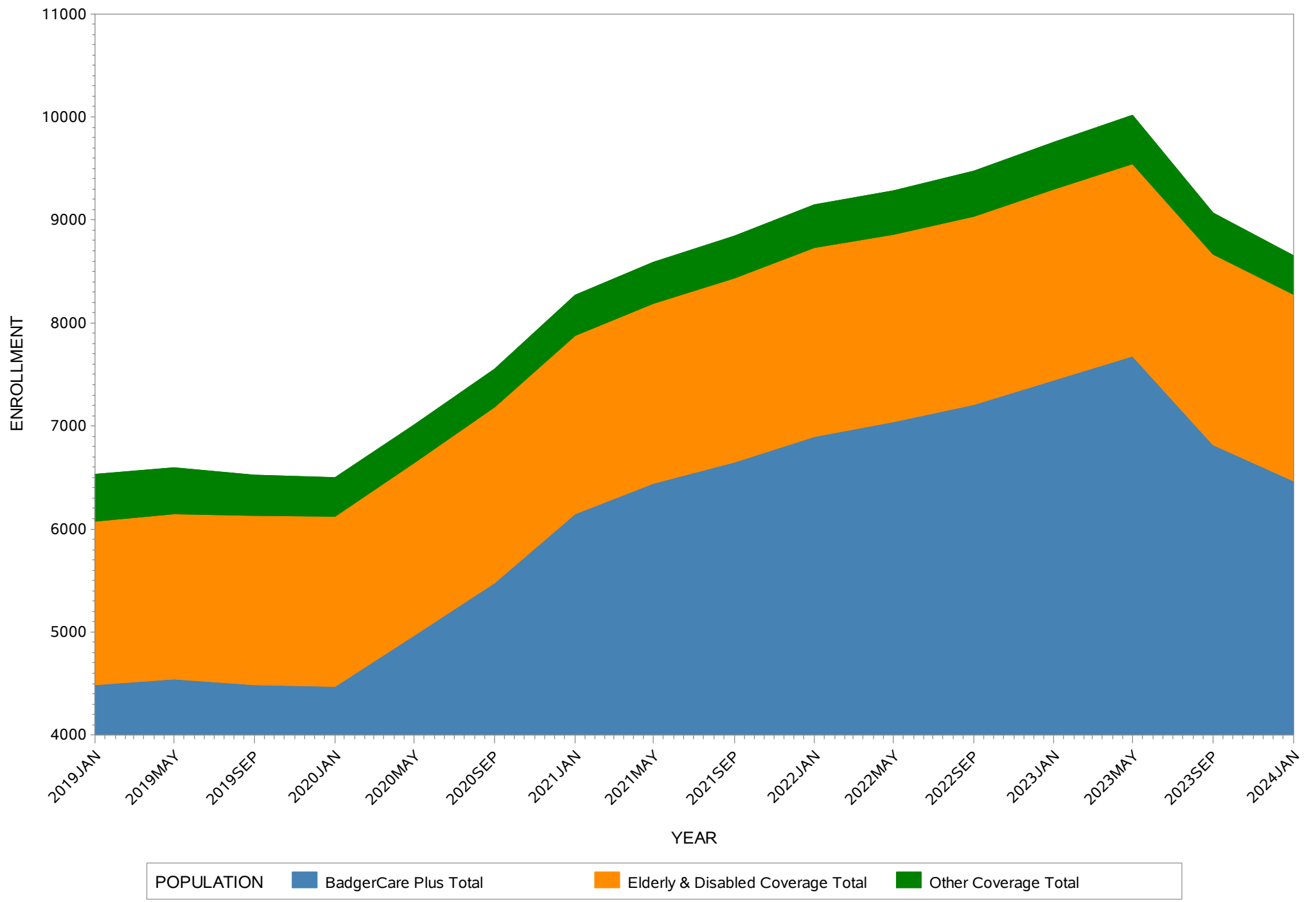
COUNTY OR TRIBE: OUTAGAMIE



POPULATION BadgerCare Plus Total Elderly & Disabled Coverage Total Other Coverage Total

WISCONSIN MEDICAID

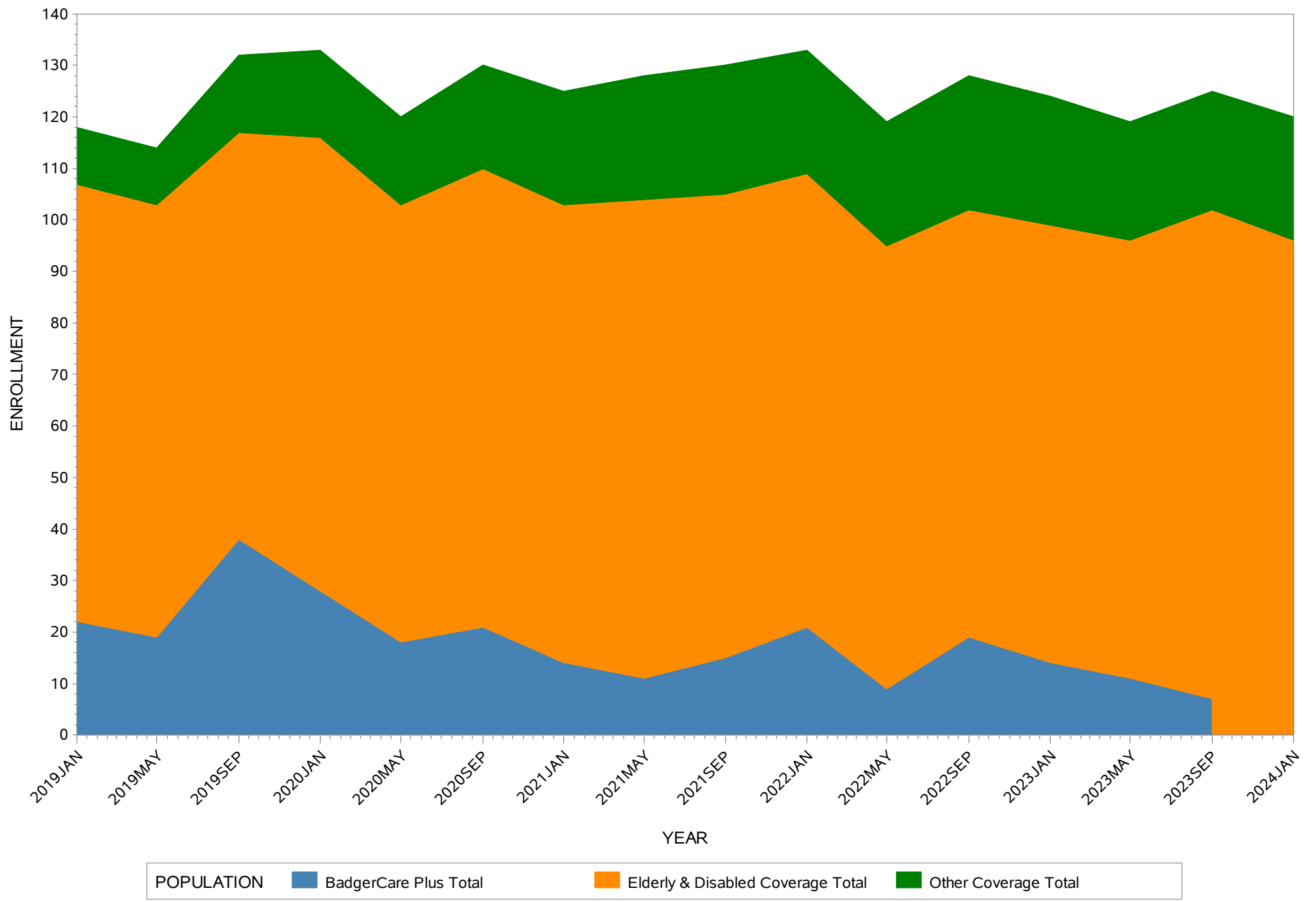
COUNTY OR TRIBE: OZAUKEE



POPULATION BadgerCare Plus Total Elderly & Disabled Coverage Total Other Coverage Total

WISCONSIN MEDICAID

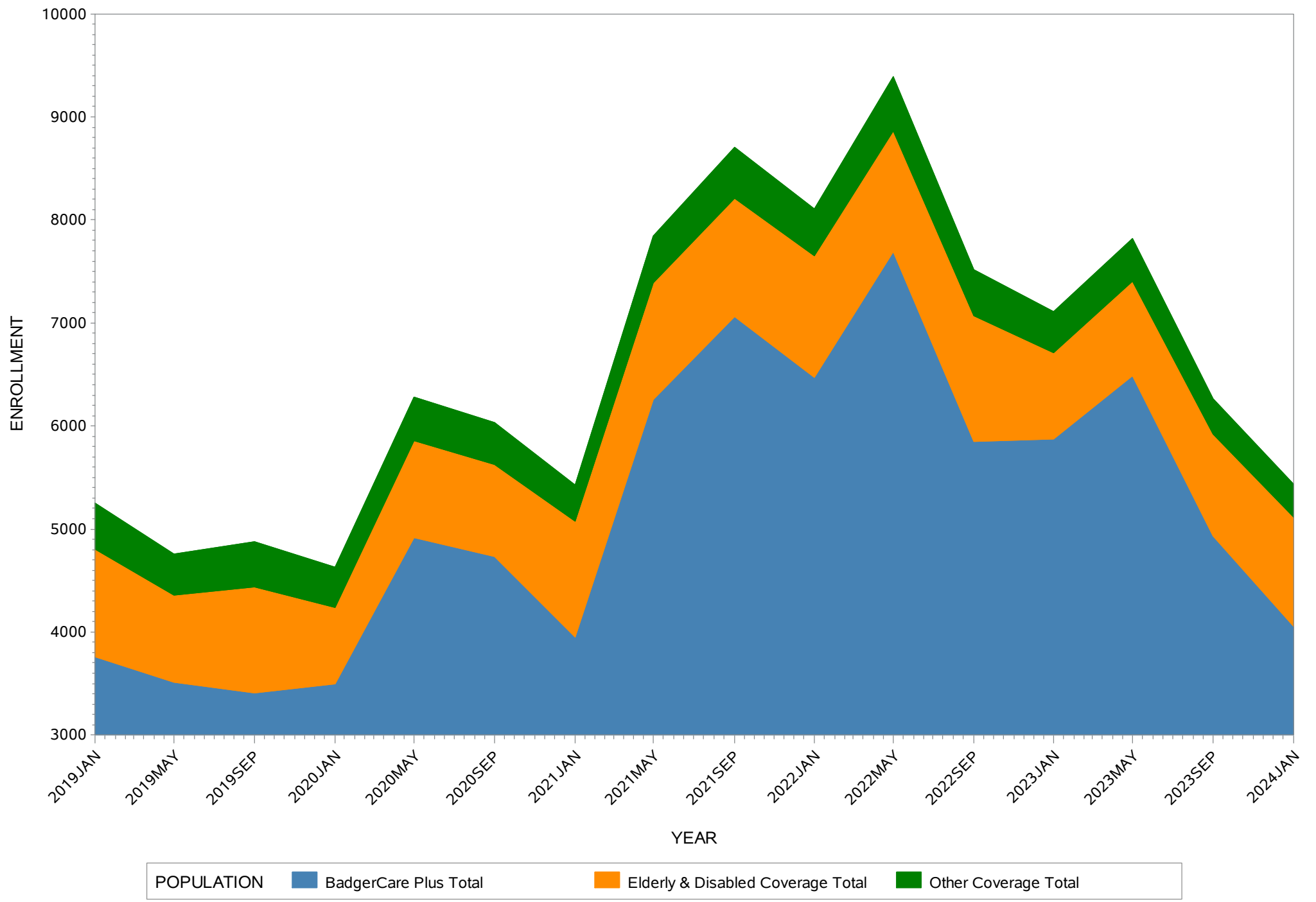
COUNTY OR TRIBE: PEPIN



POPULATION BadgerCare Plus Total Elderly & Disabled Coverage Total Other Coverage Total

WISCONSIN MEDICAID

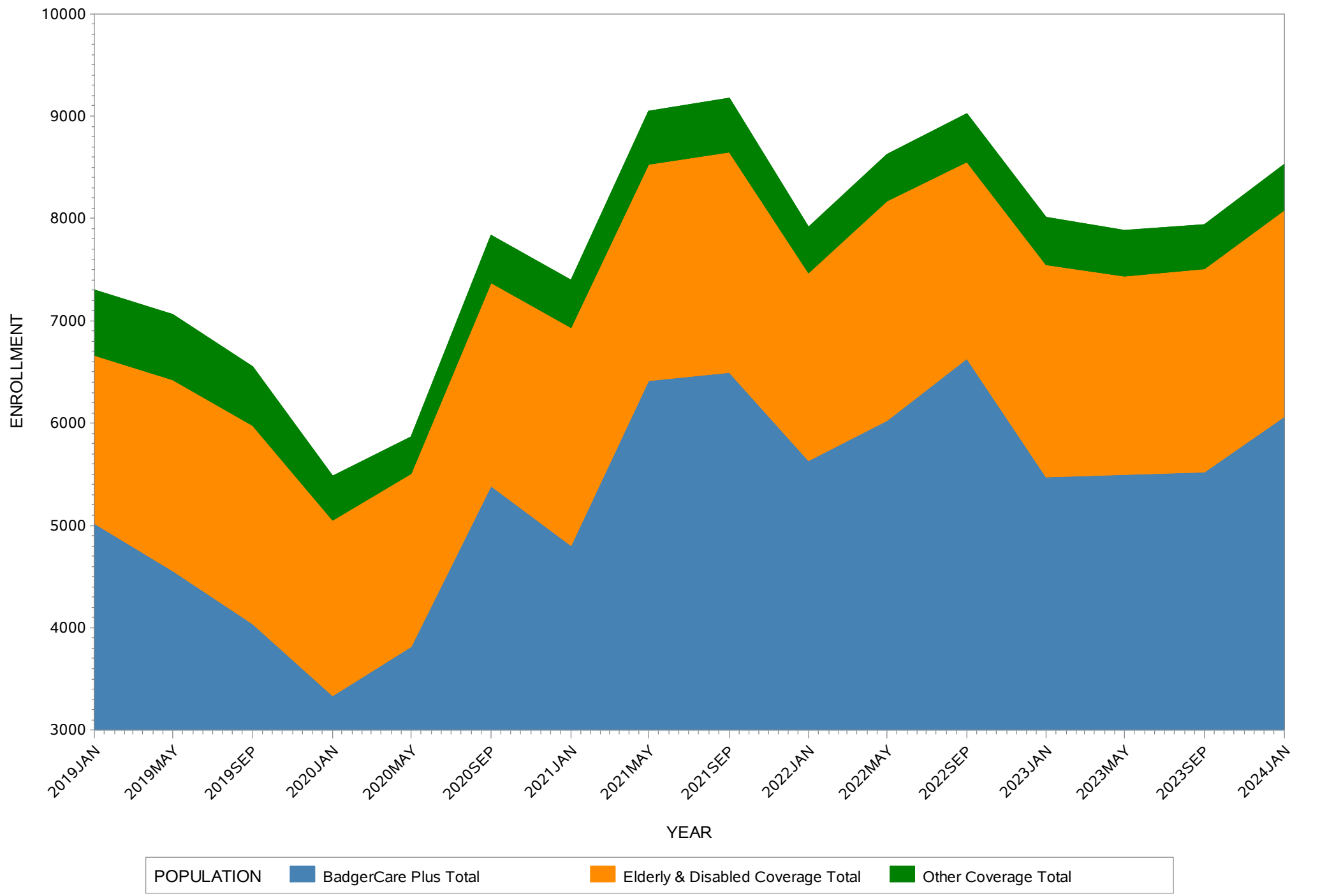
COUNTY OR TRIBE: PIERCE



POPULATION BadgerCare Plus Total Elderly & Disabled Coverage Total Other Coverage Total

WISCONSIN MEDICAID

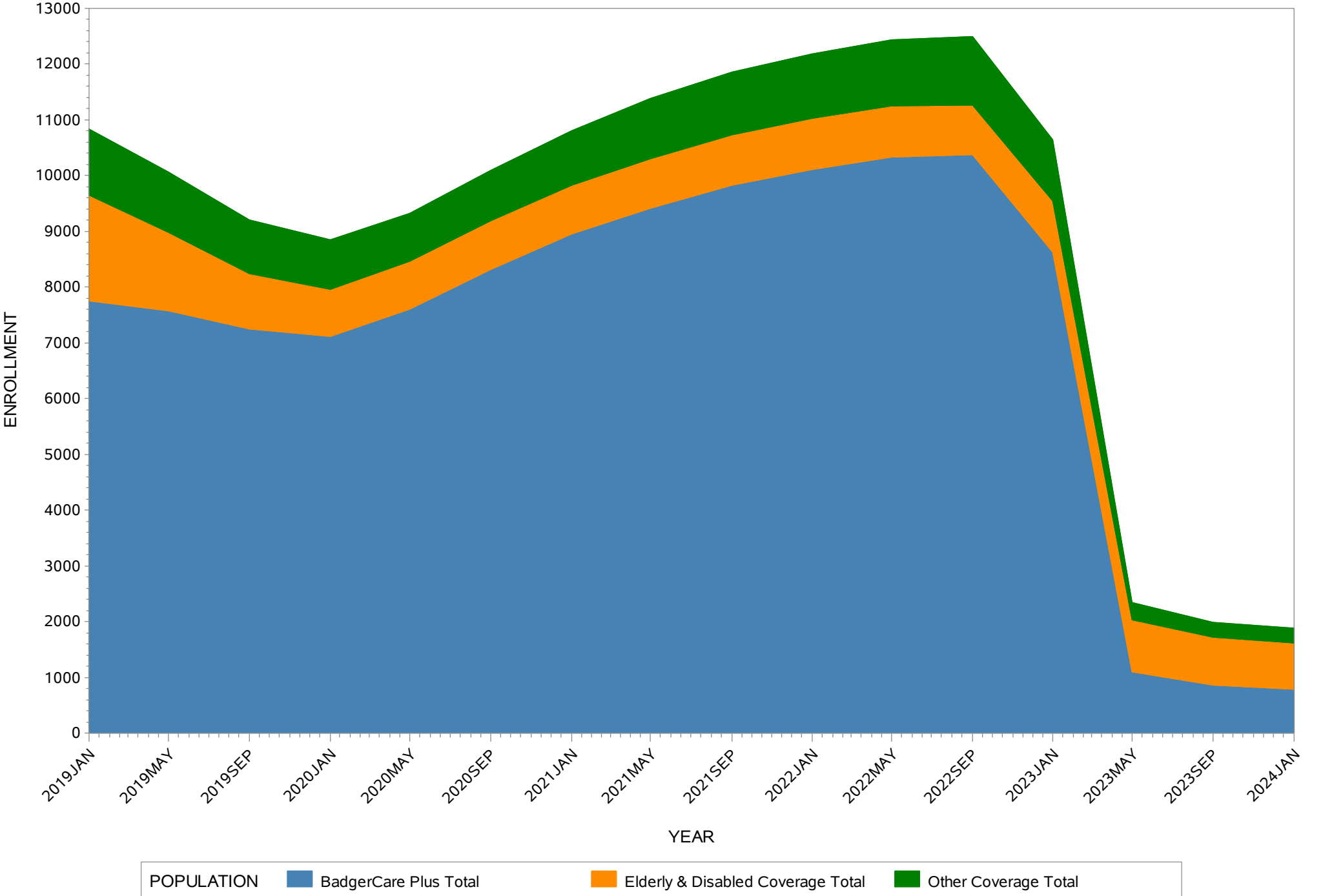
COUNTY OR TRIBE: POLK



POPULATION BadgerCare Plus Total Elderly & Disabled Coverage Total Other Coverage Total

WISCONSIN MEDICAID

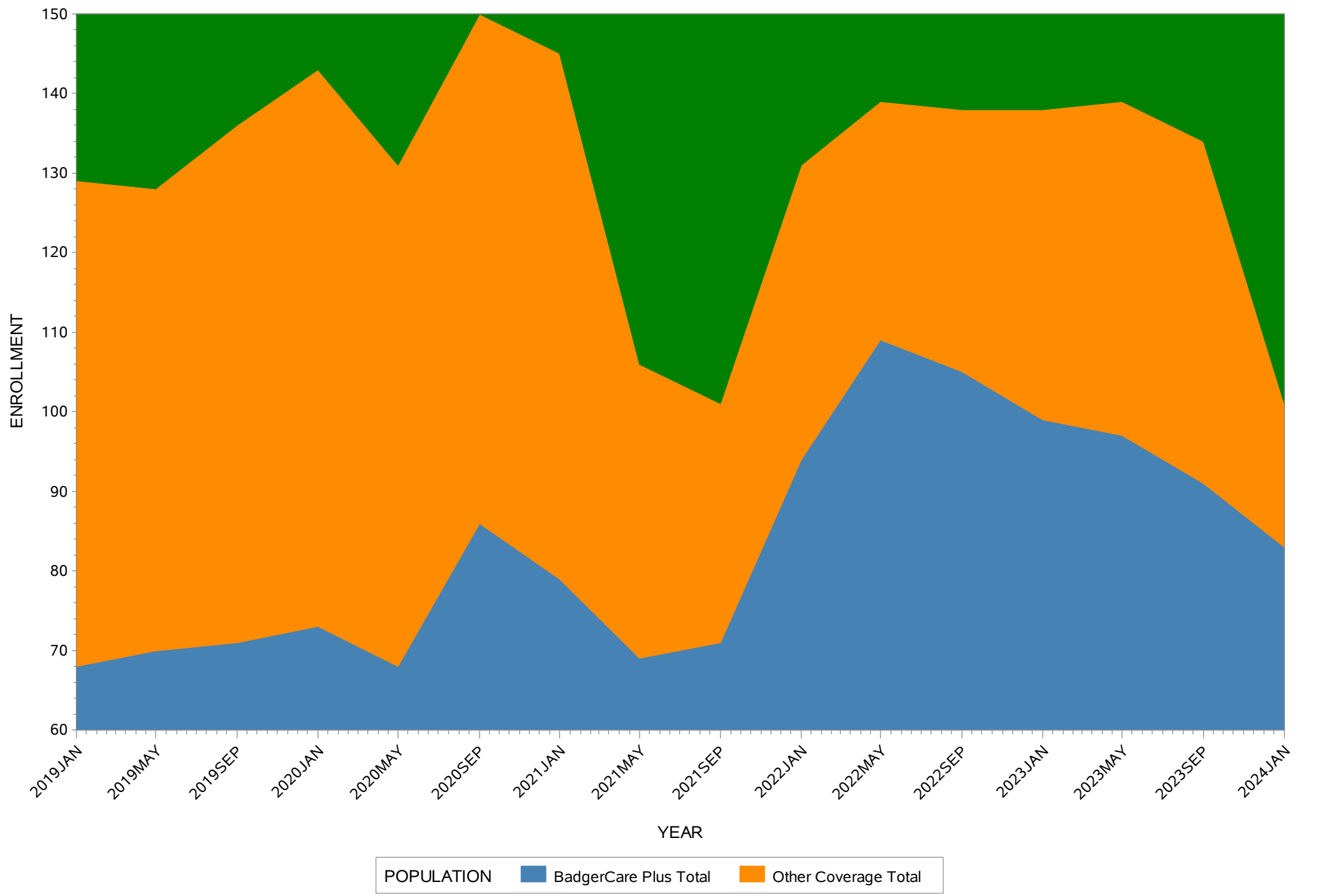
COUNTY OR TRIBE: PORTAGE



POPULATION BadgerCare Plus Total Elderly & Disabled Coverage Total Other Coverage Total

WISCONSIN MEDICAID

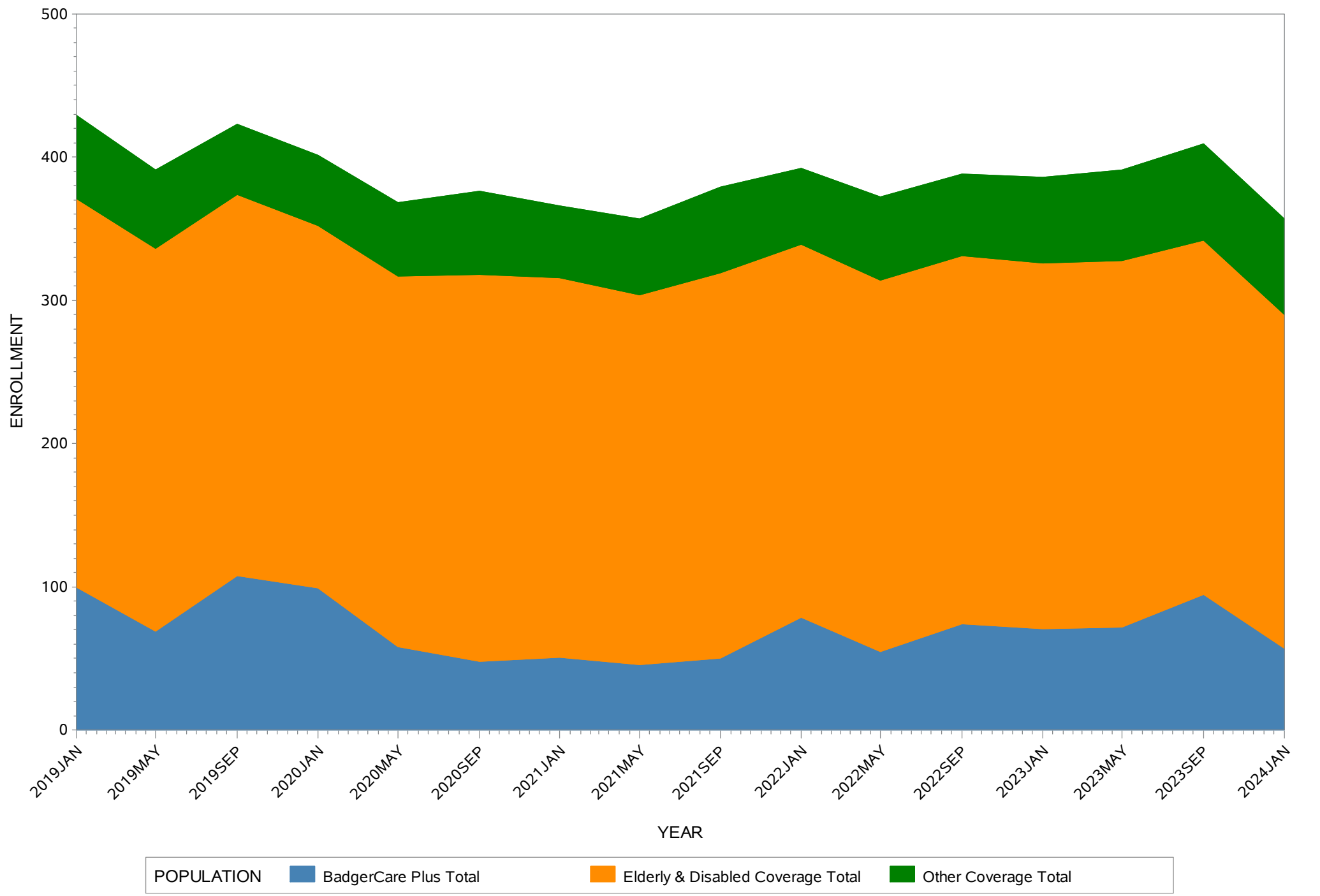
COUNTY OR TRIBE: POTAWATOMI TRIBE



POPULATION BadgerCare Plus Total Other Coverage Total

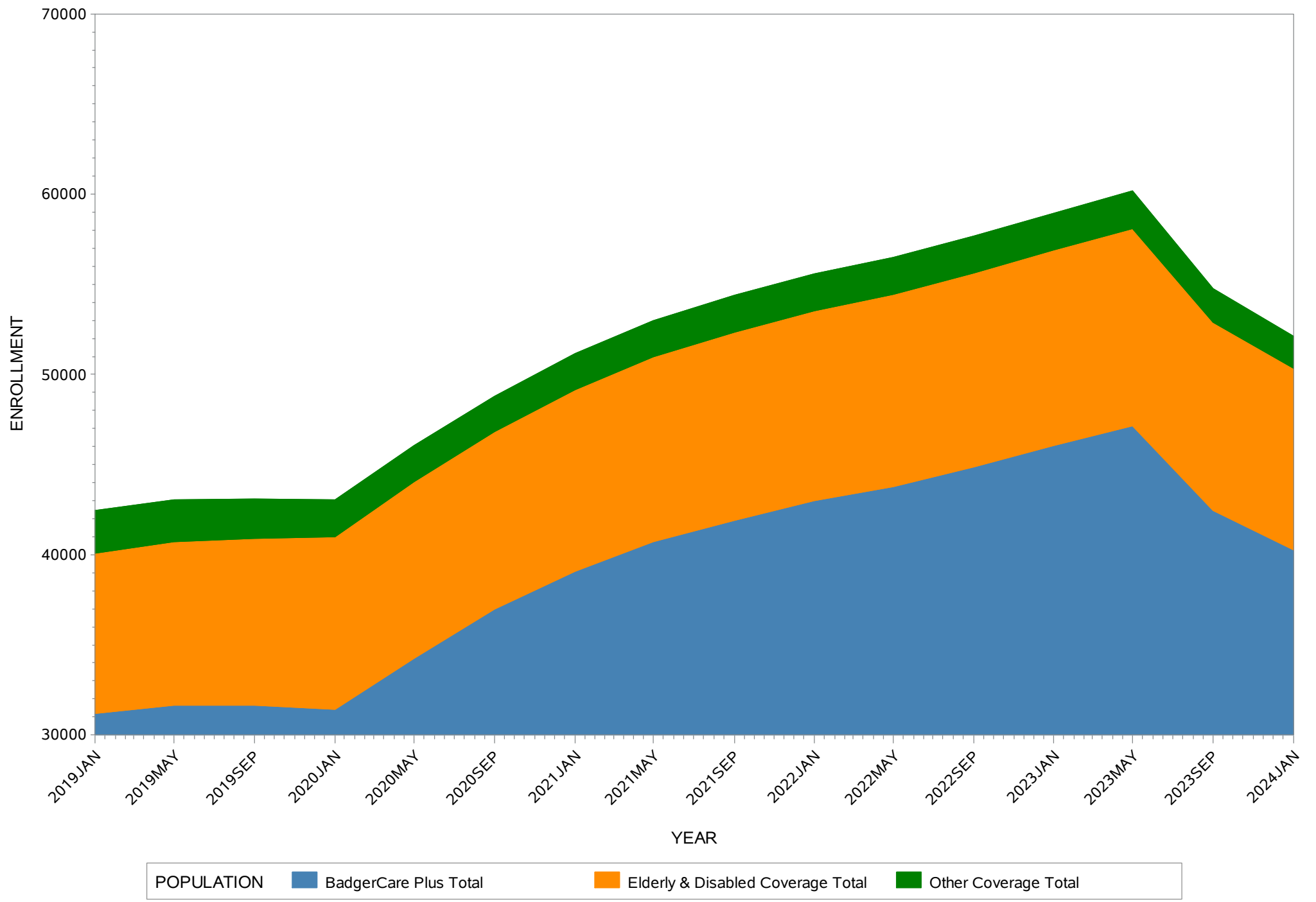
WISCONSIN MEDICAID

COUNTY OR TRIBE: PRICE



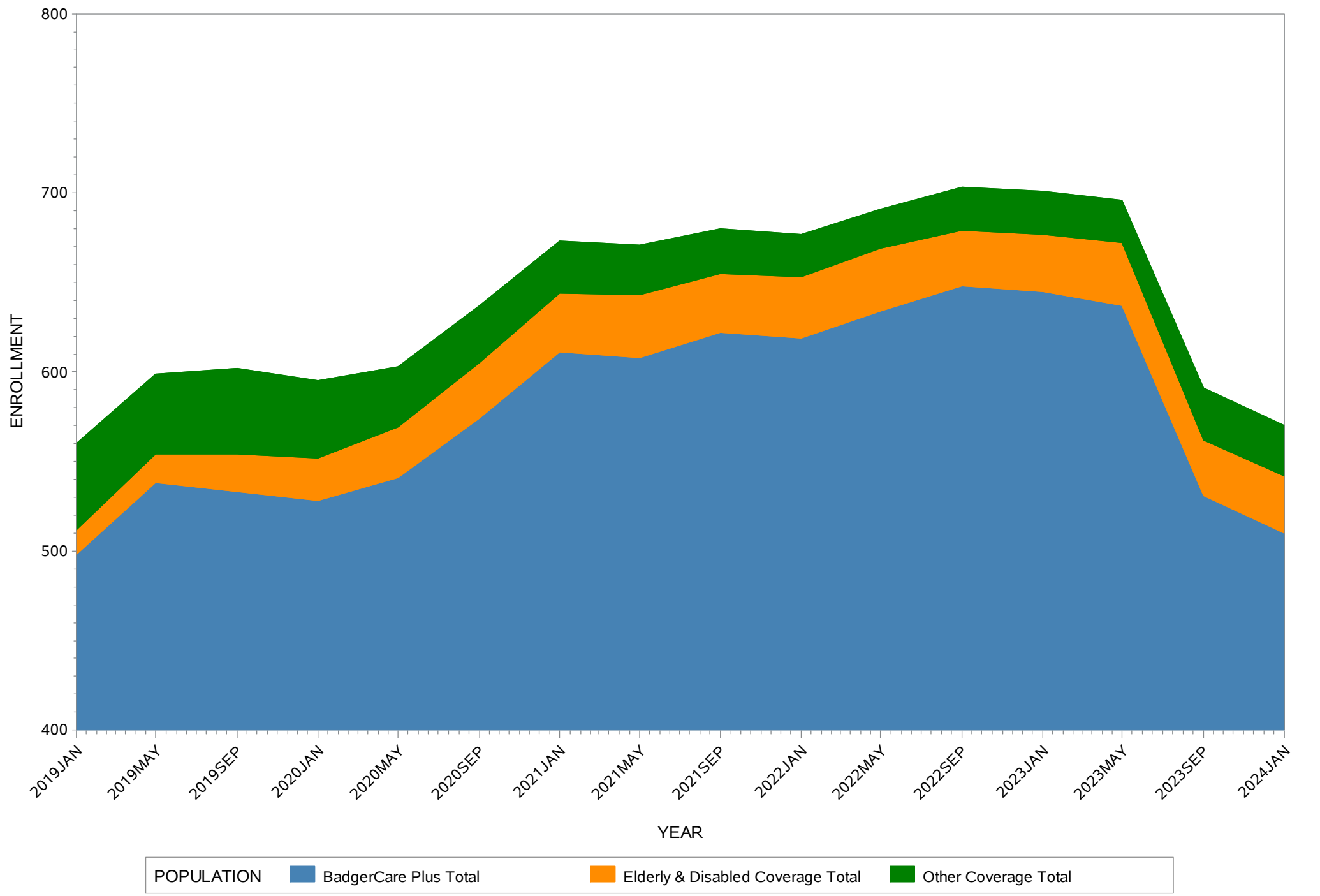
WISCONSIN MEDICAID

COUNTY OR TRIBE: RACINE



WISCONSIN MEDICAID

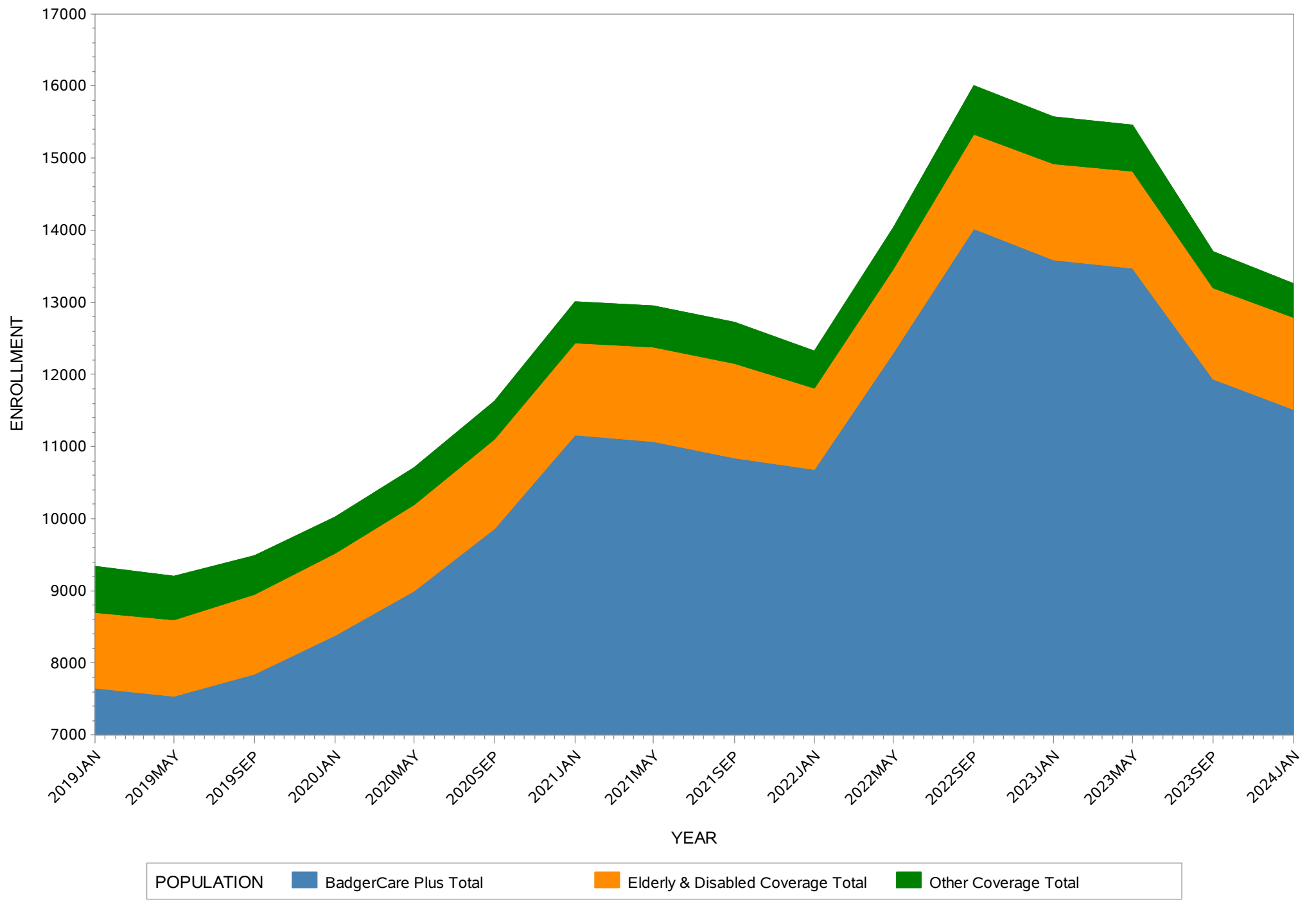
COUNTY OR TRIBE: RED CLIFF TRIBE



POPULATION BadgerCare Plus Total Elderly & Disabled Coverage Total Other Coverage Total

WISCONSIN MEDICAID

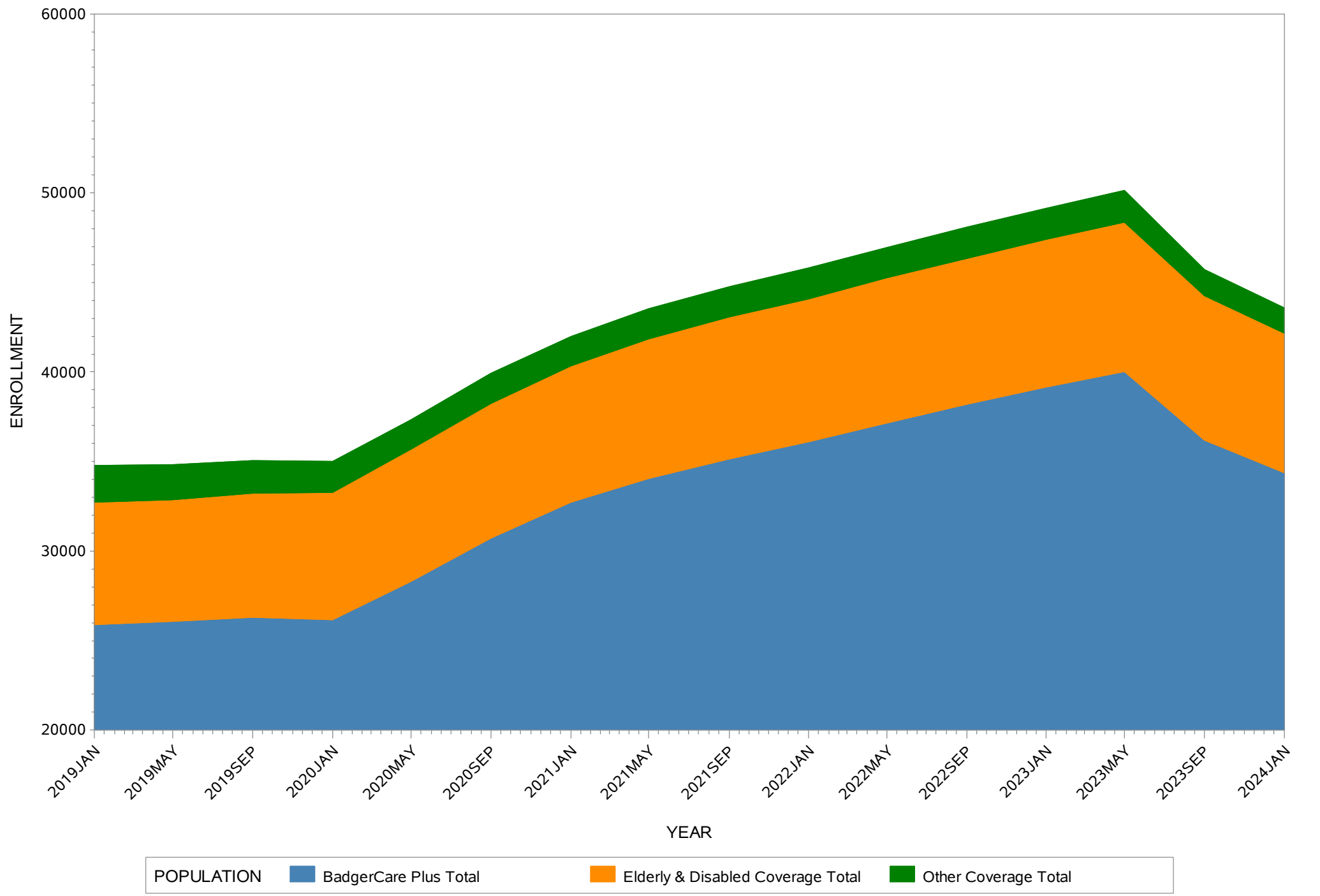
COUNTY OR TRIBE: RICHLAND



POPULATION BadgerCare Plus Total Elderly & Disabled Coverage Total Other Coverage Total

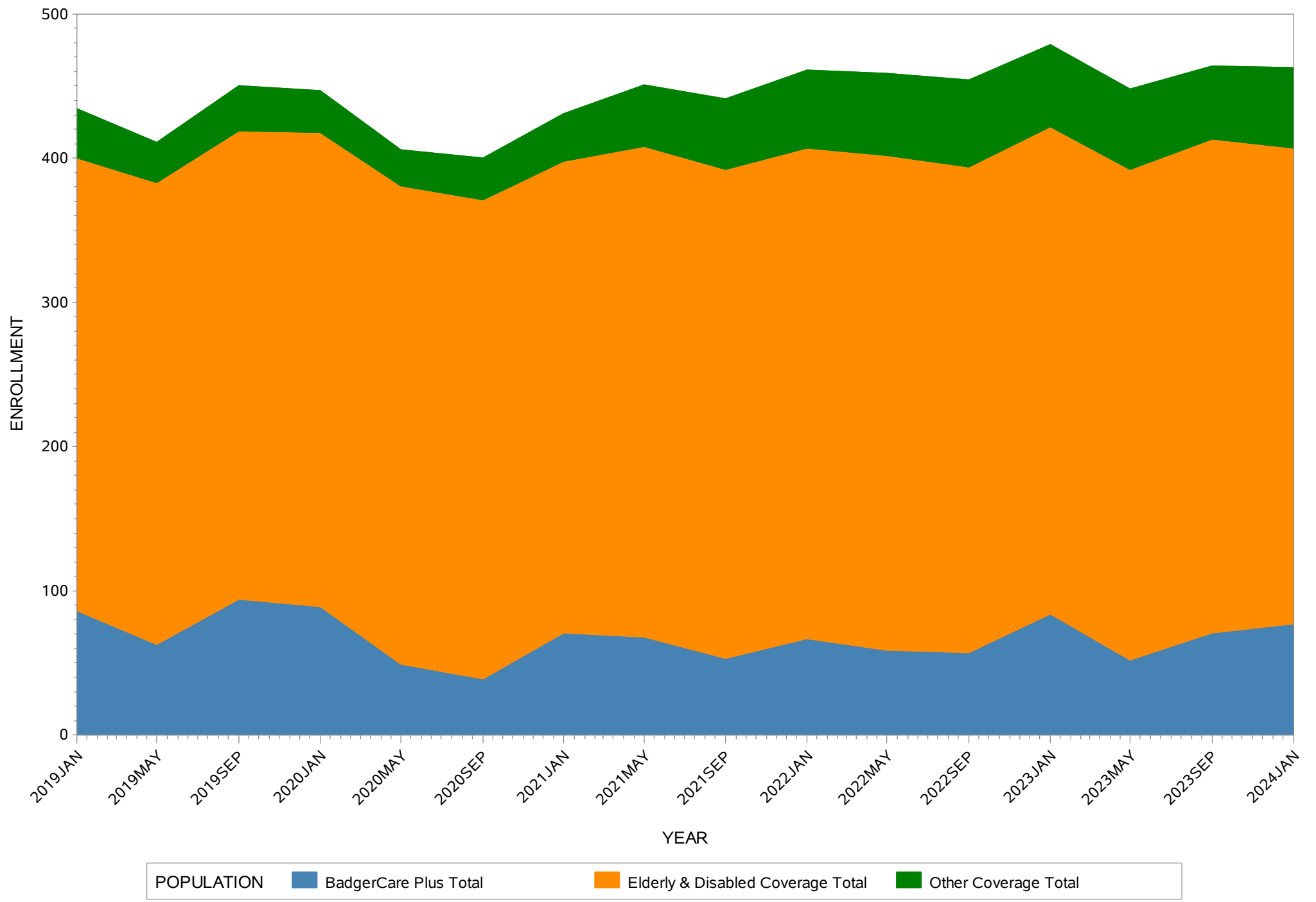
WISCONSIN MEDICAID

COUNTY OR TRIBE: ROCK



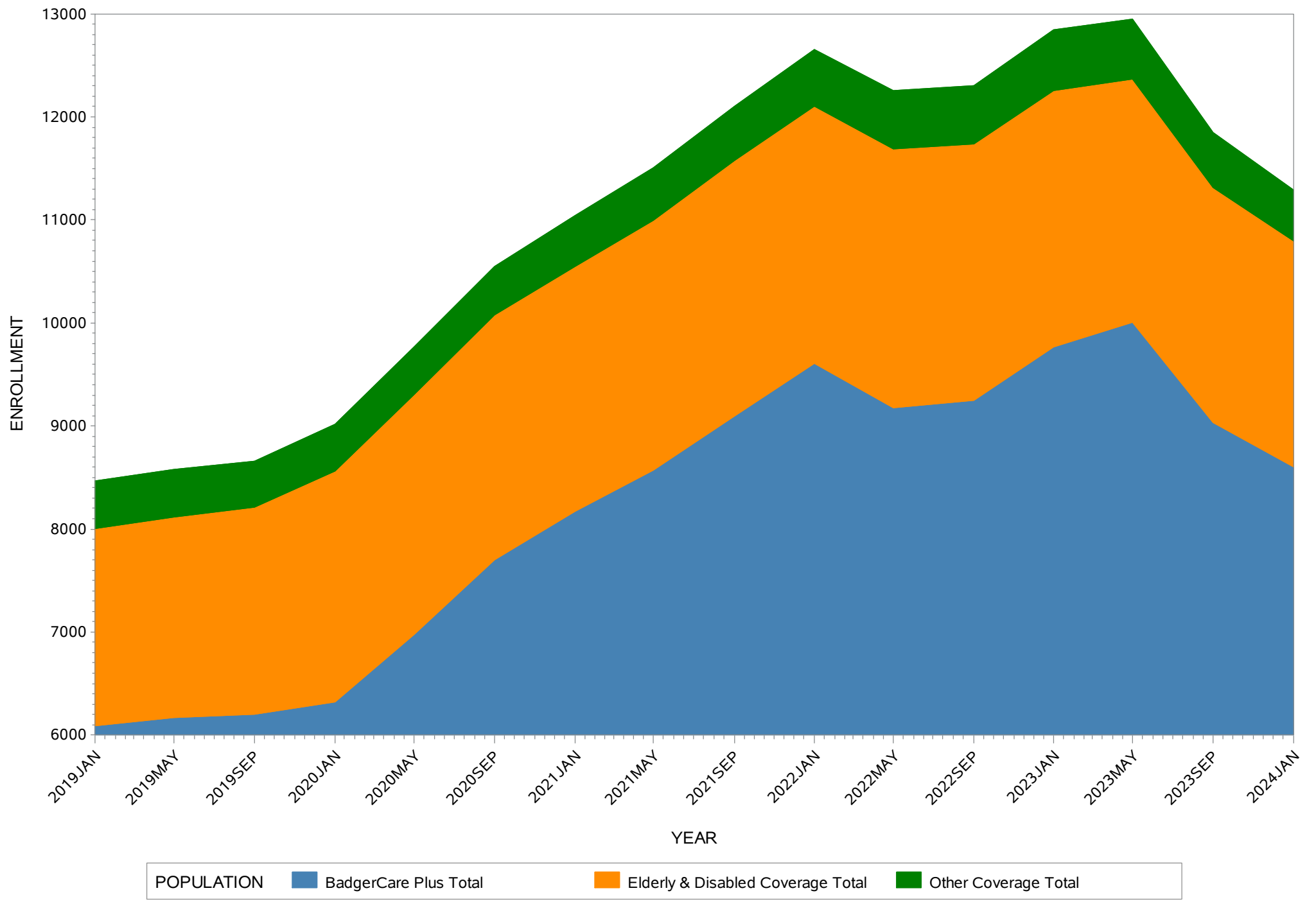
WISCONSIN MEDICAID

COUNTY OR TRIBE: RUSK



WISCONSIN MEDICAID

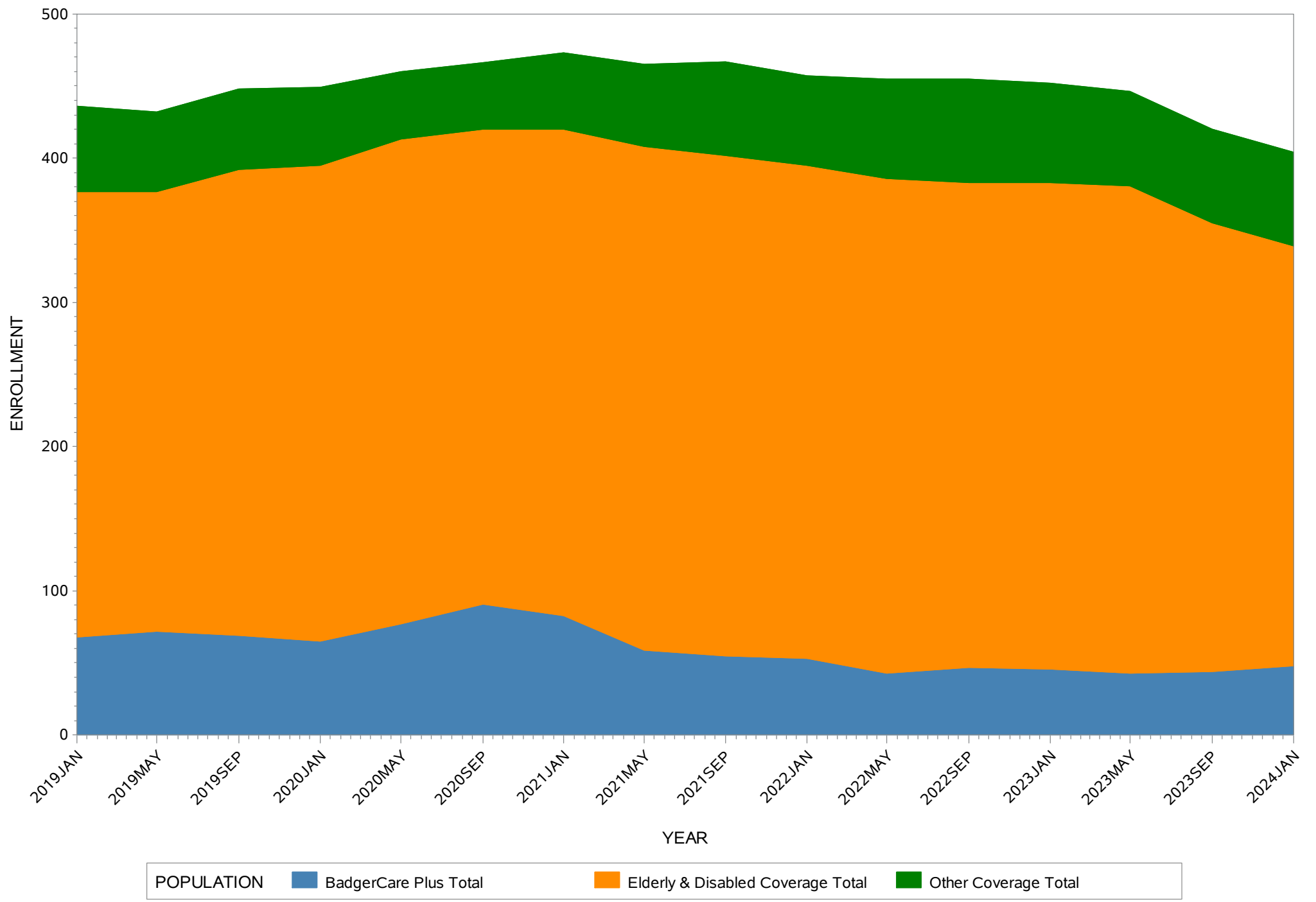
COUNTY OR TRIBE: SAUK



POPULATION BadgerCare Plus Total Elderly & Disabled Coverage Total Other Coverage Total

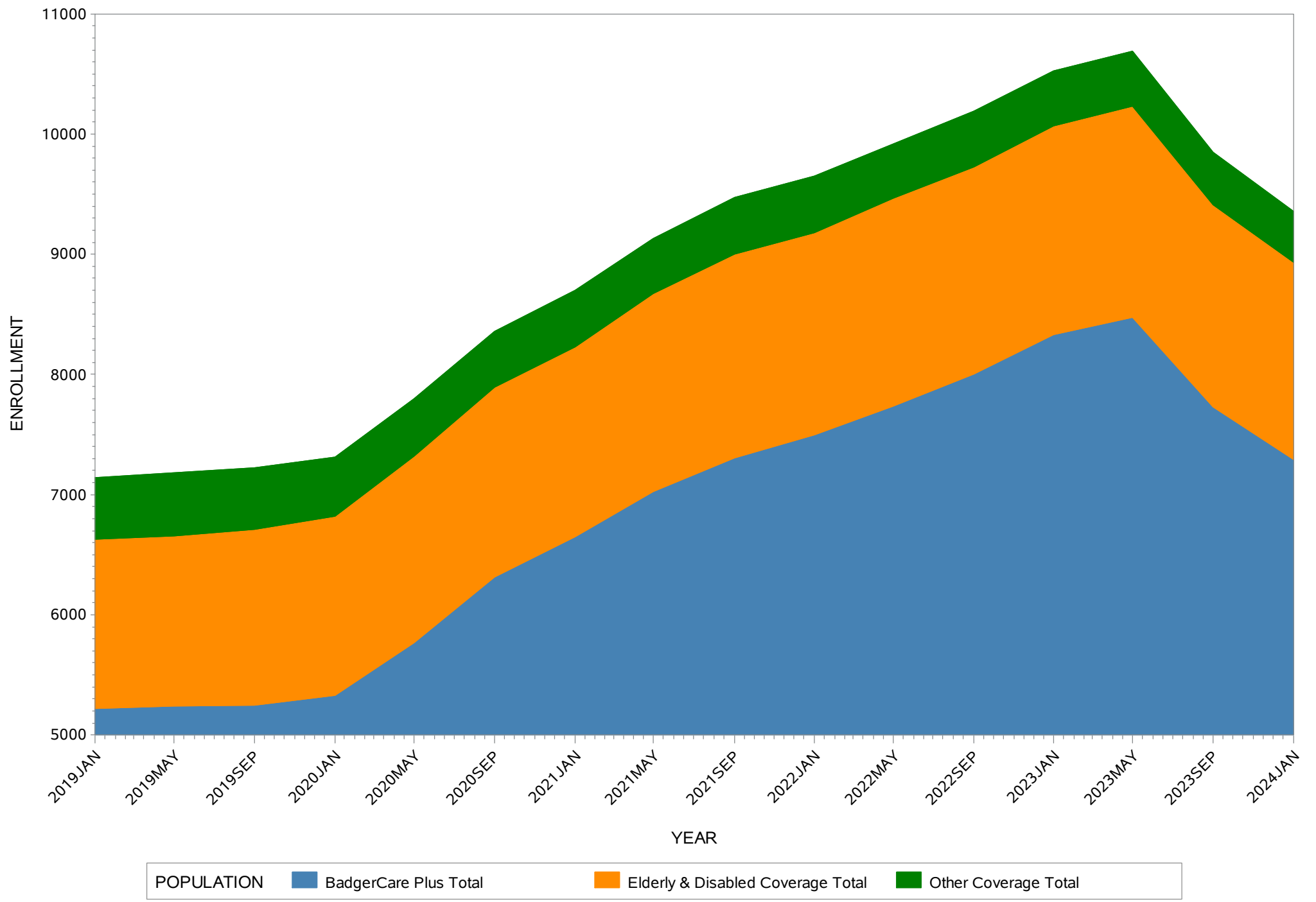
WISCONSIN MEDICAID

COUNTY OR TRIBE: SAWYER



WISCONSIN MEDICAID

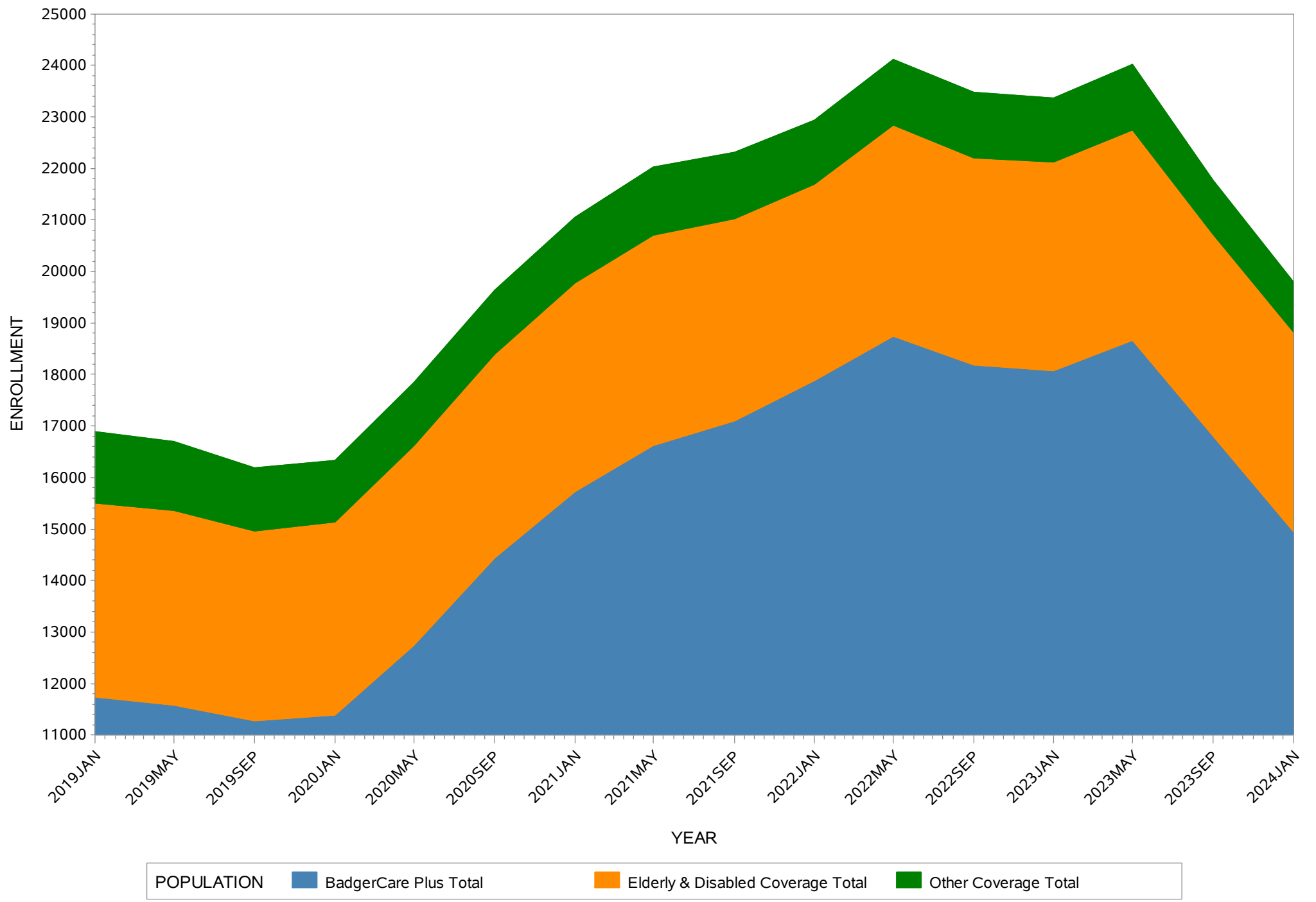
COUNTY OR TRIBE: SHAWANO



POPULATION BadgerCare Plus Total Elderly & Disabled Coverage Total Other Coverage Total

WISCONSIN MEDICAID

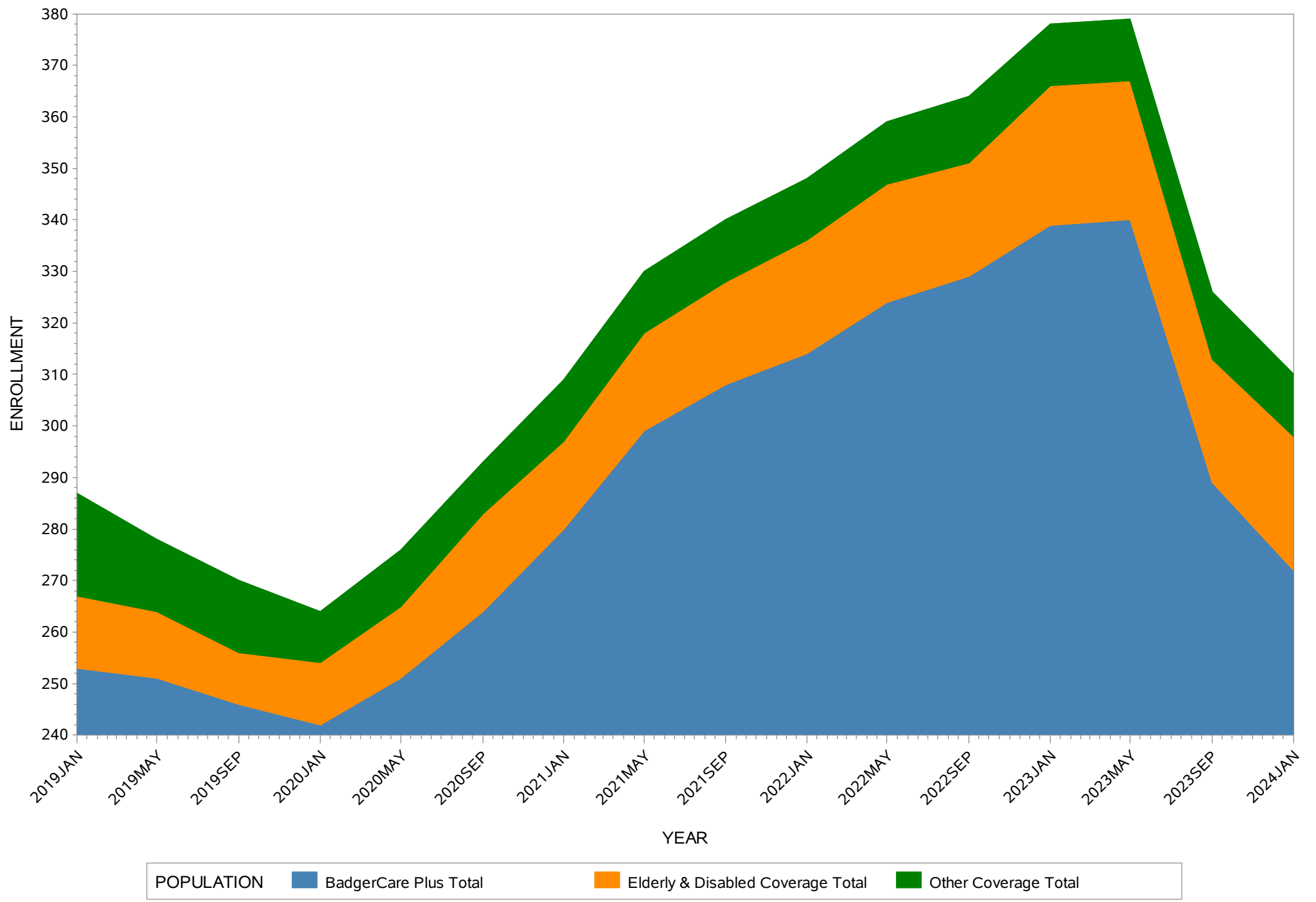
COUNTY OR TRIBE: SHEBOYGAN



POPULATION BadgerCare Plus Total Elderly & Disabled Coverage Total Other Coverage Total

WISCONSIN MEDICAID

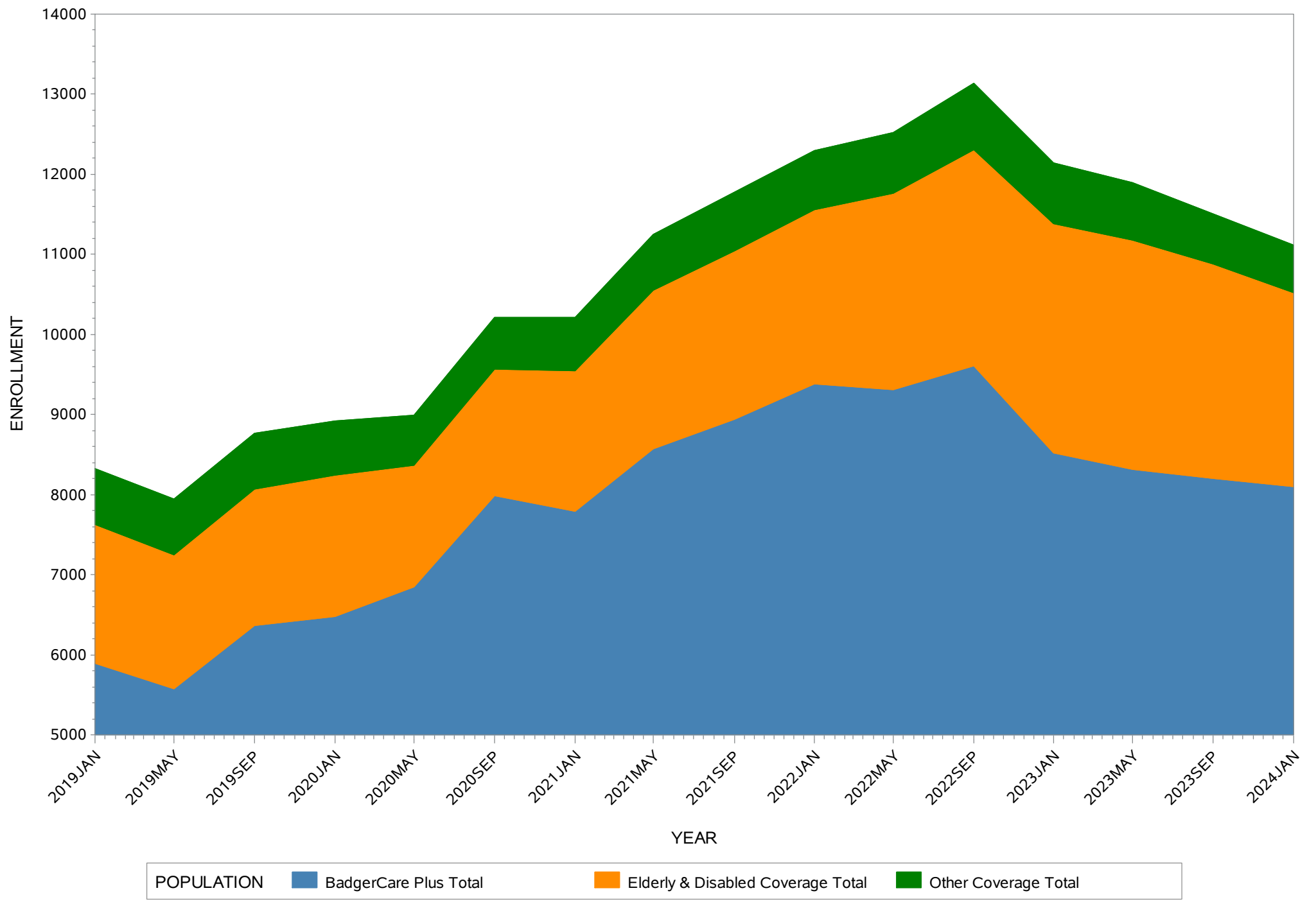
COUNTY OR TRIBE: SOKAOGON TRIBE



POPULATION BadgerCare Plus Total Elderly & Disabled Coverage Total Other Coverage Total

WISCONSIN MEDICAID

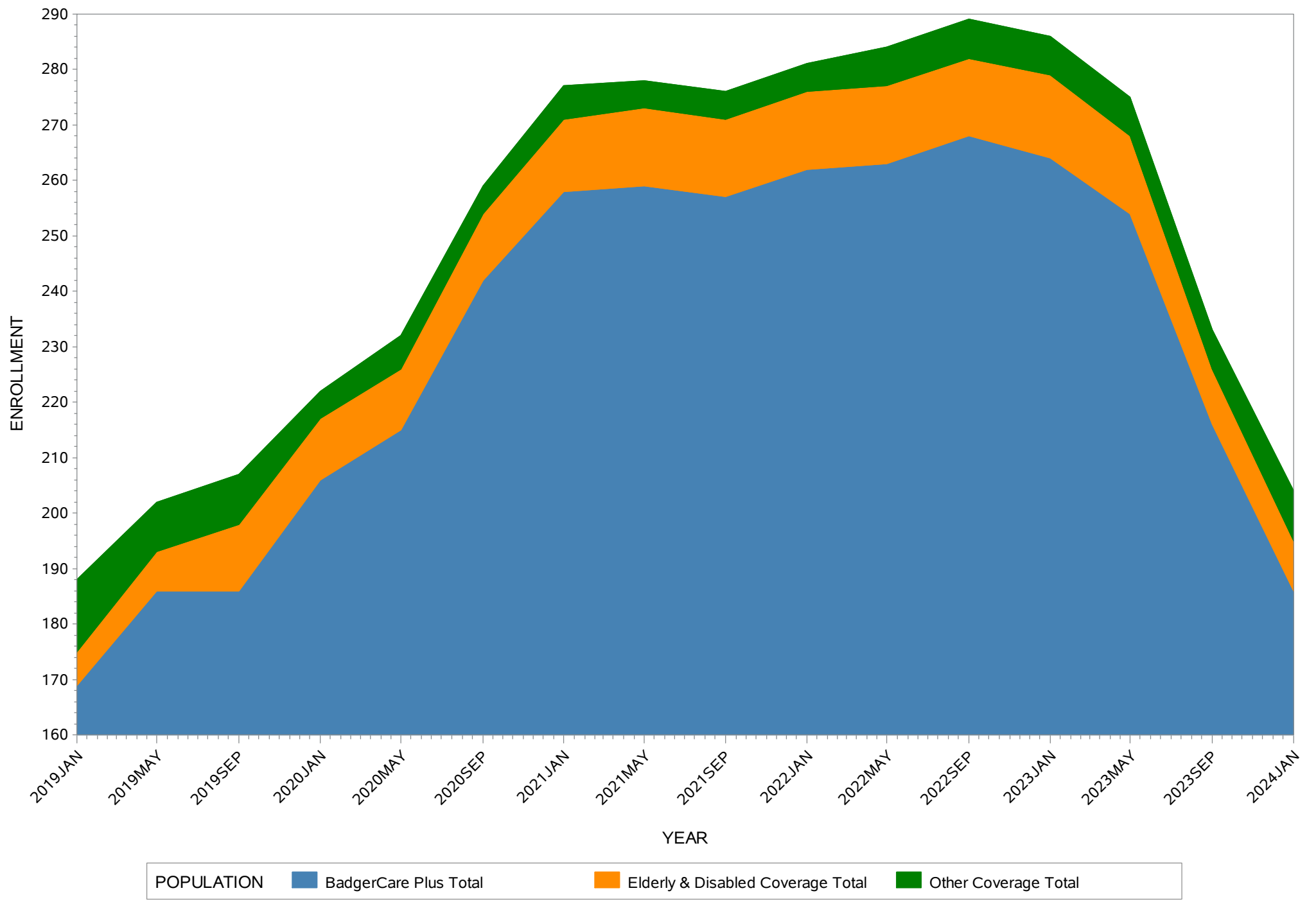
COUNTY OR TRIBE: ST. CROIX



POPULATION BadgerCare Plus Total Elderly & Disabled Coverage Total Other Coverage Total

WISCONSIN MEDICAID

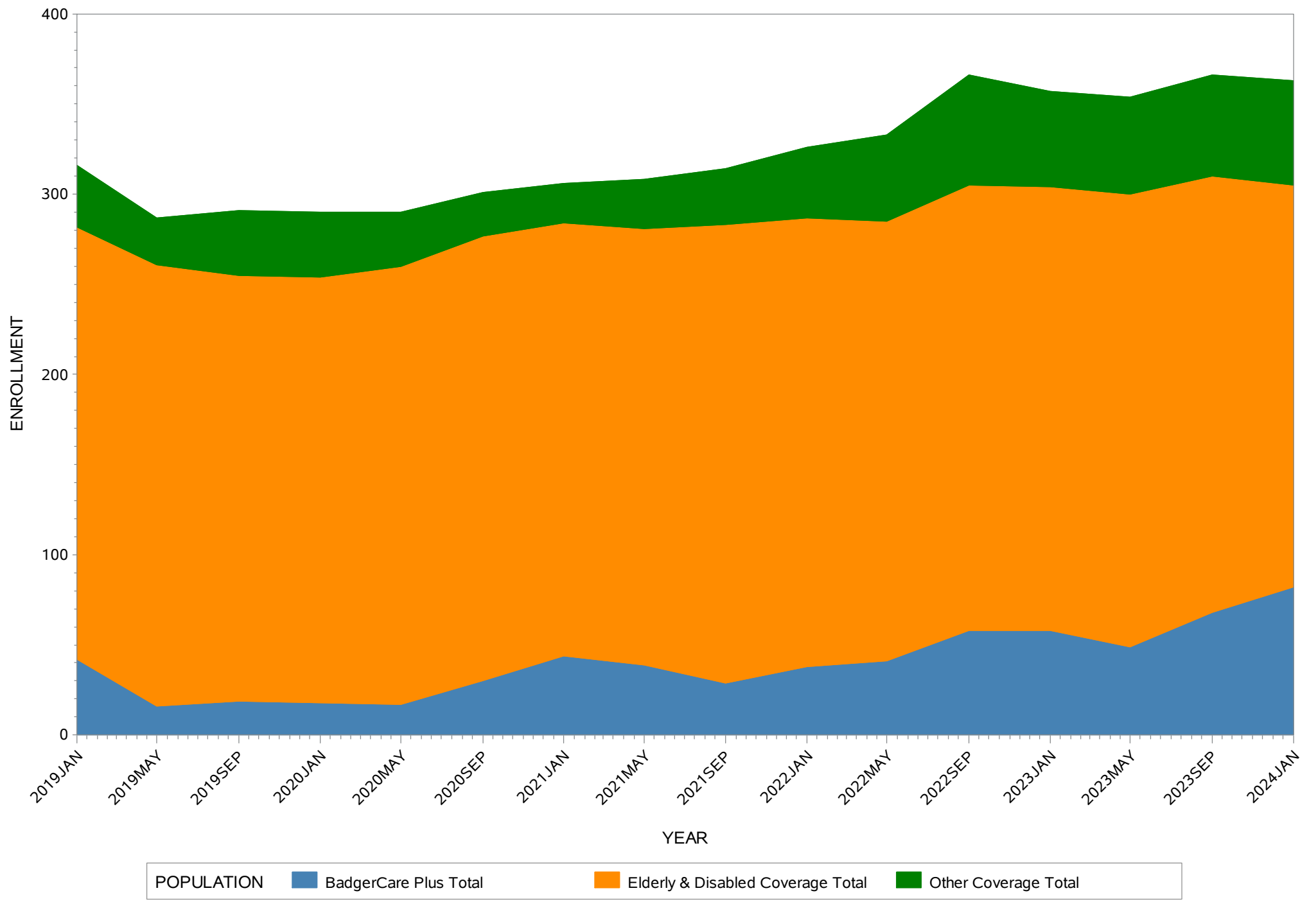
COUNTY OR TRIBE: STOCKBRIDGE TRIBE



POPULATION BadgerCare Plus Total Elderly & Disabled Coverage Total Other Coverage Total

WISCONSIN MEDICAID

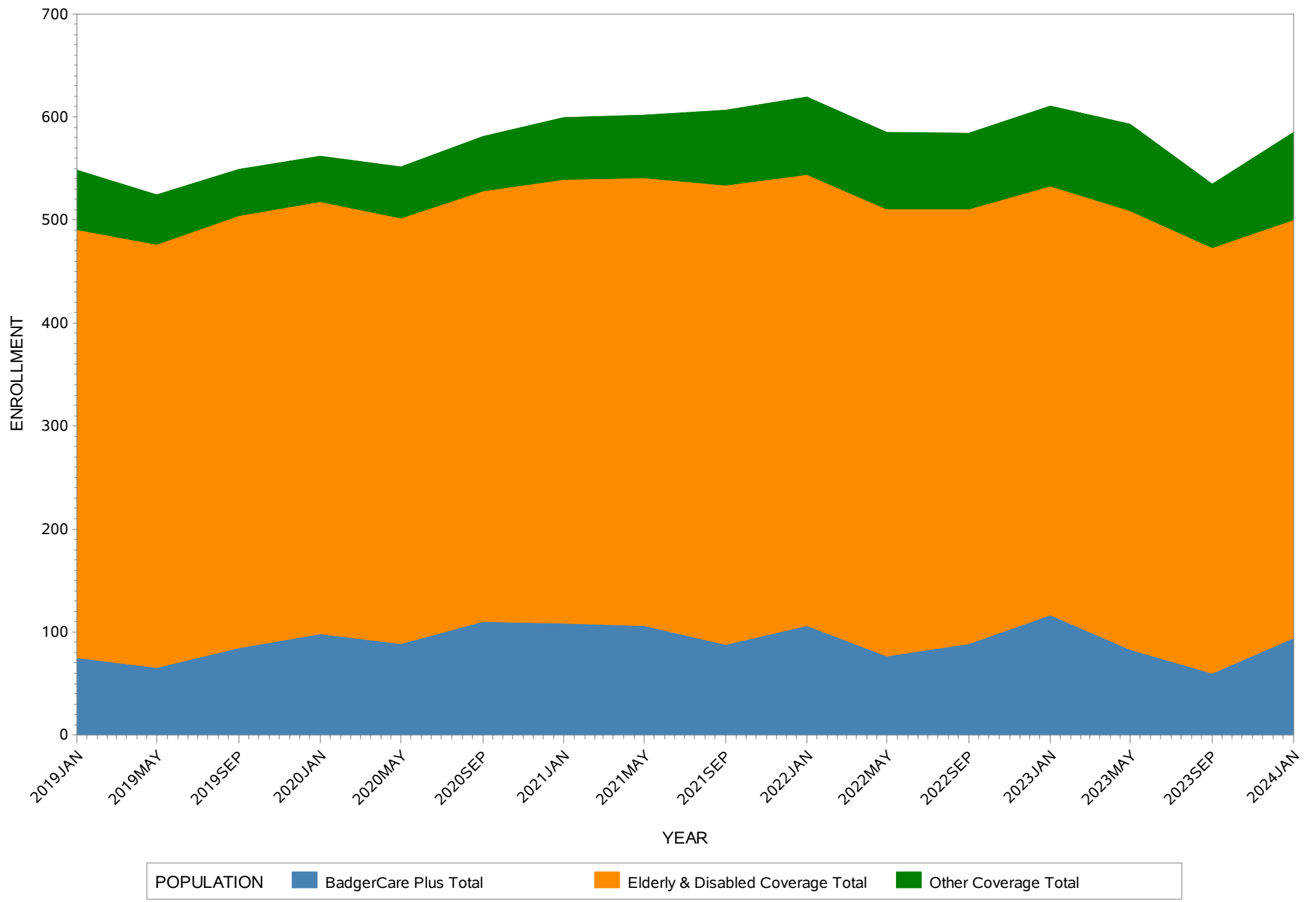
COUNTY OR TRIBE: TAYLOR



POPULATION BadgerCare Plus Total Elderly & Disabled Coverage Total Other Coverage Total

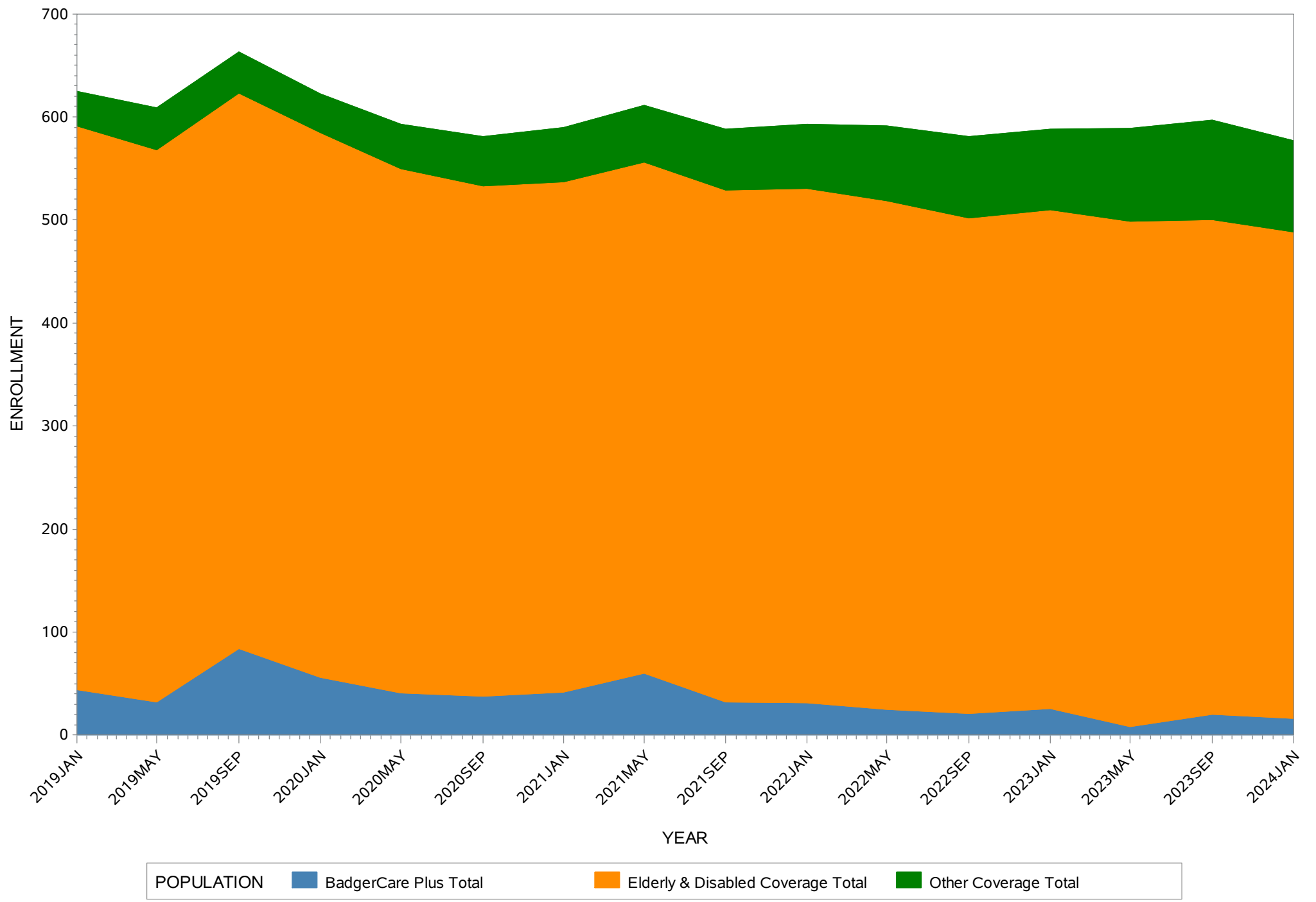
WISCONSIN MEDICAID

COUNTY OR TRIBE: TREMPEALEAU



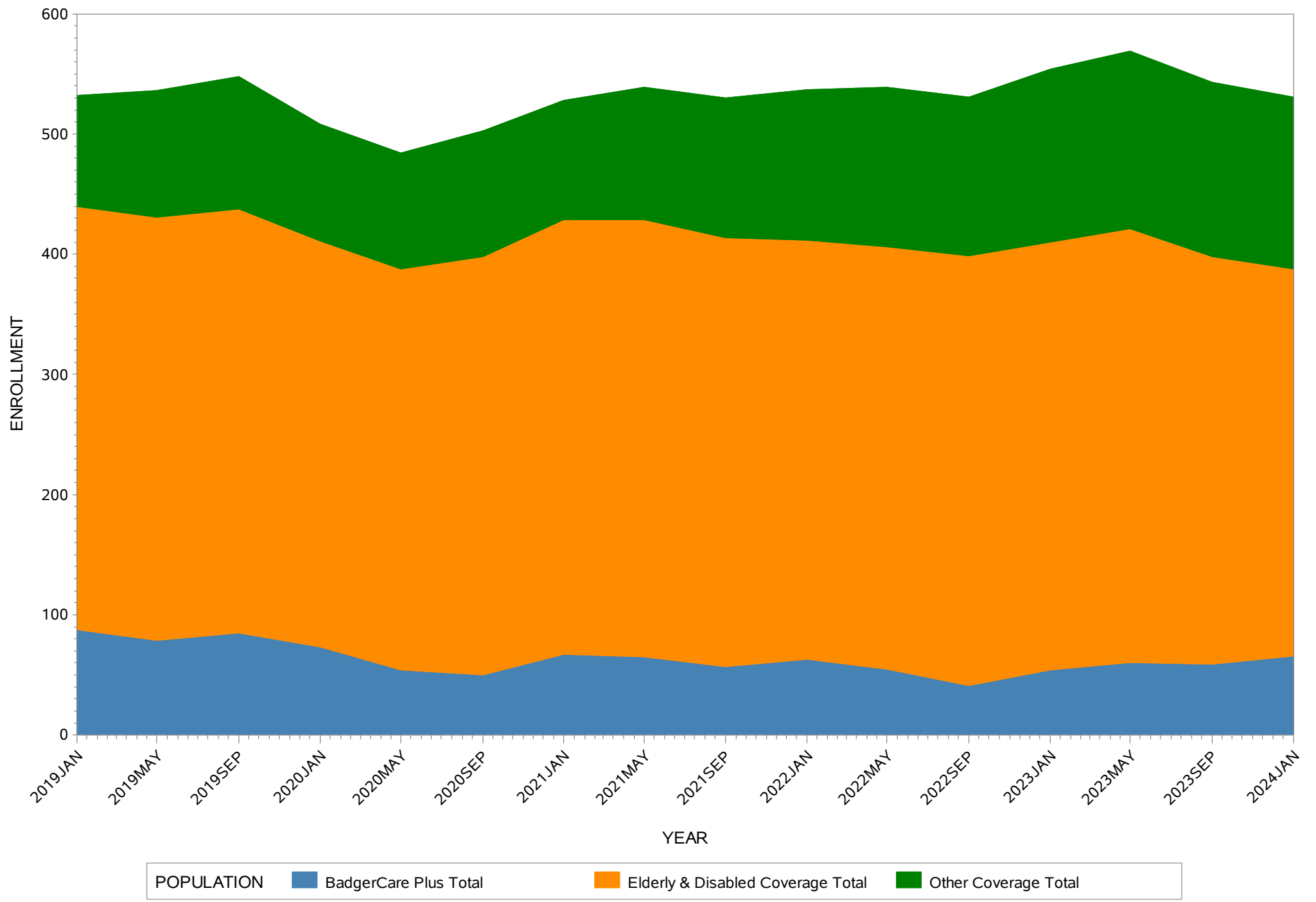
WISCONSIN MEDICAID

COUNTY OR TRIBE: VERNON



WISCONSIN MEDICAID

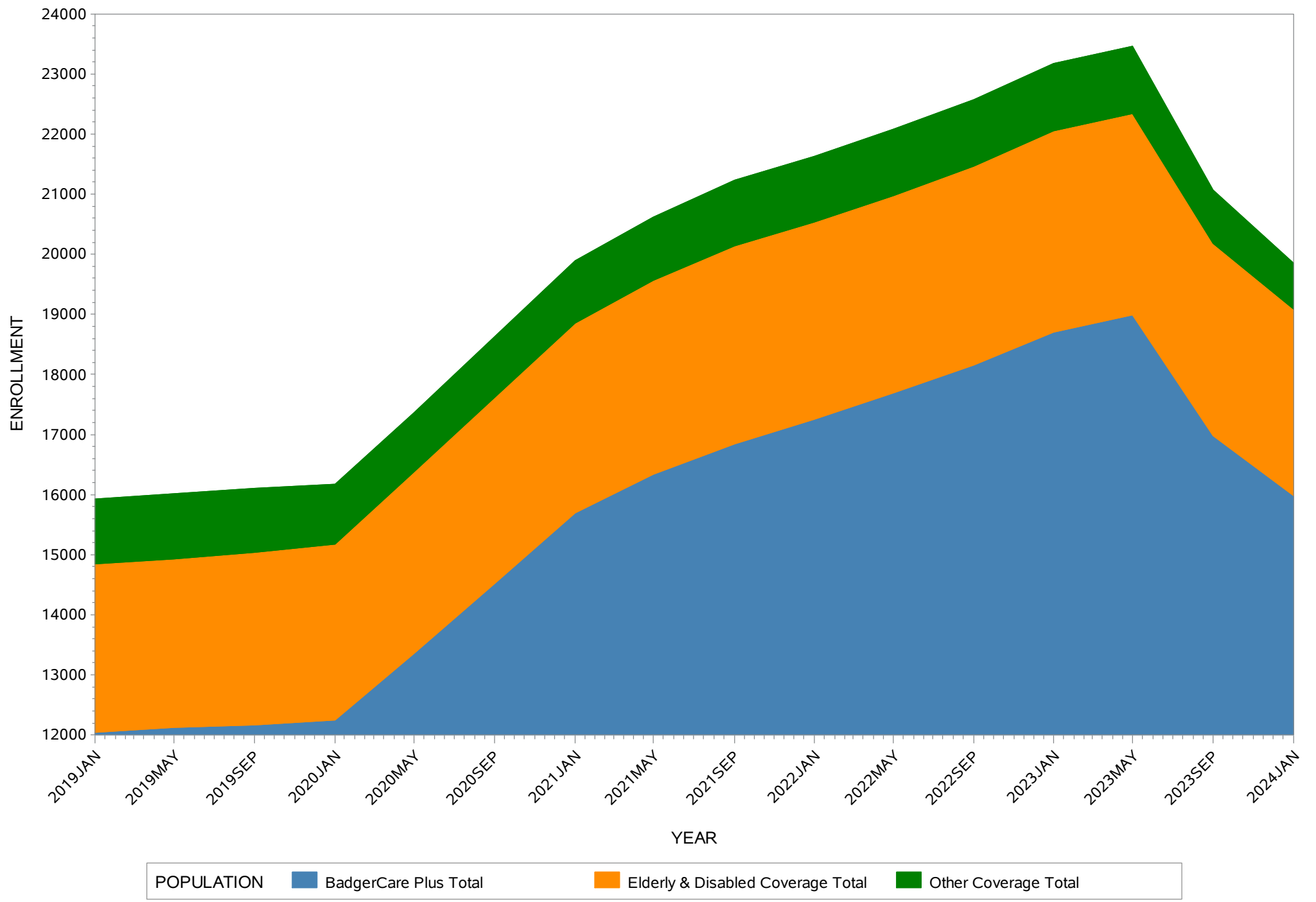
COUNTY OR TRIBE: VILAS



POPULATION BadgerCare Plus Total Elderly & Disabled Coverage Total Other Coverage Total

WISCONSIN MEDICAID

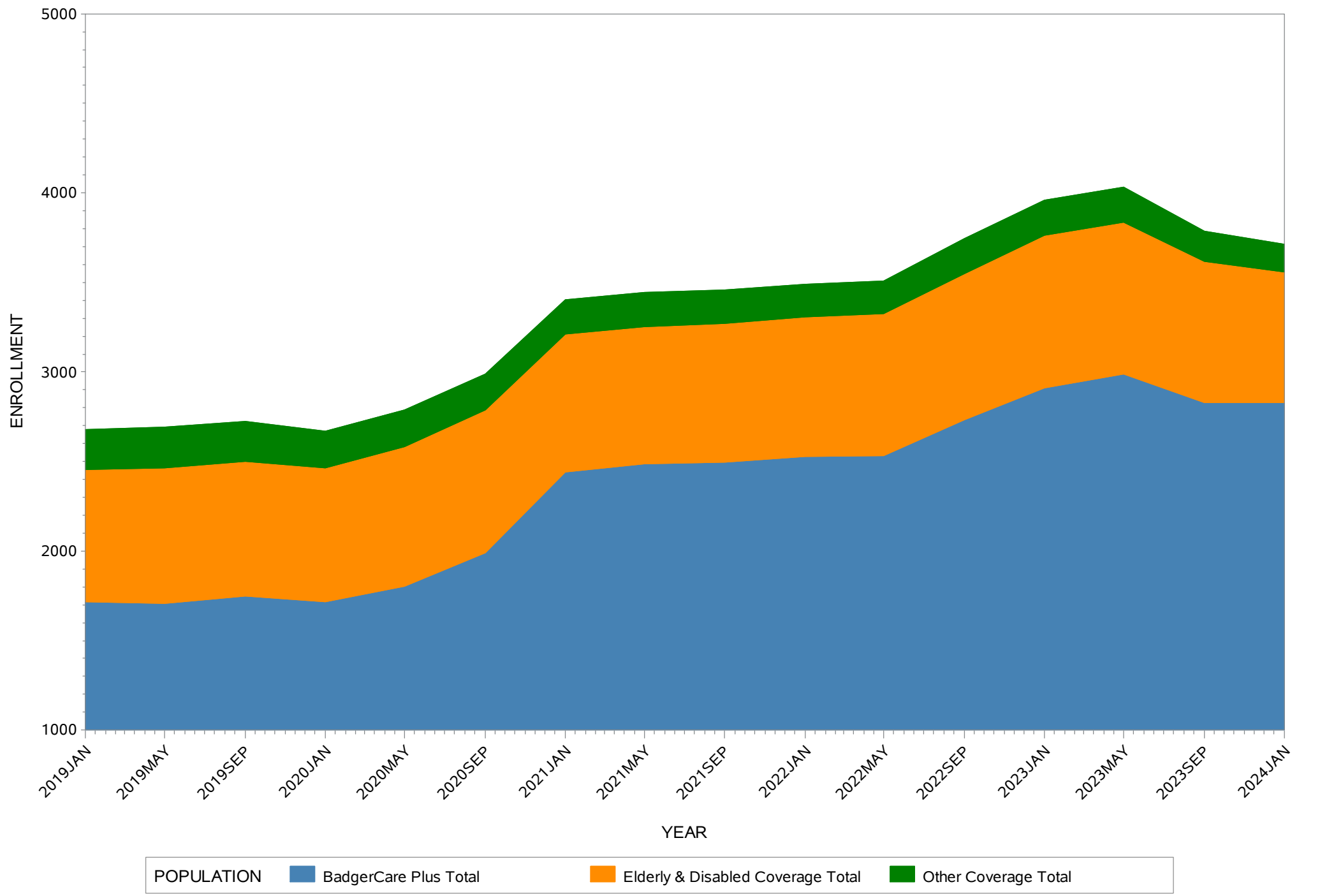
COUNTY OR TRIBE: WALWORTH



POPULATION BadgerCare Plus Total Elderly & Disabled Coverage Total Other Coverage Total

WISCONSIN MEDICAID

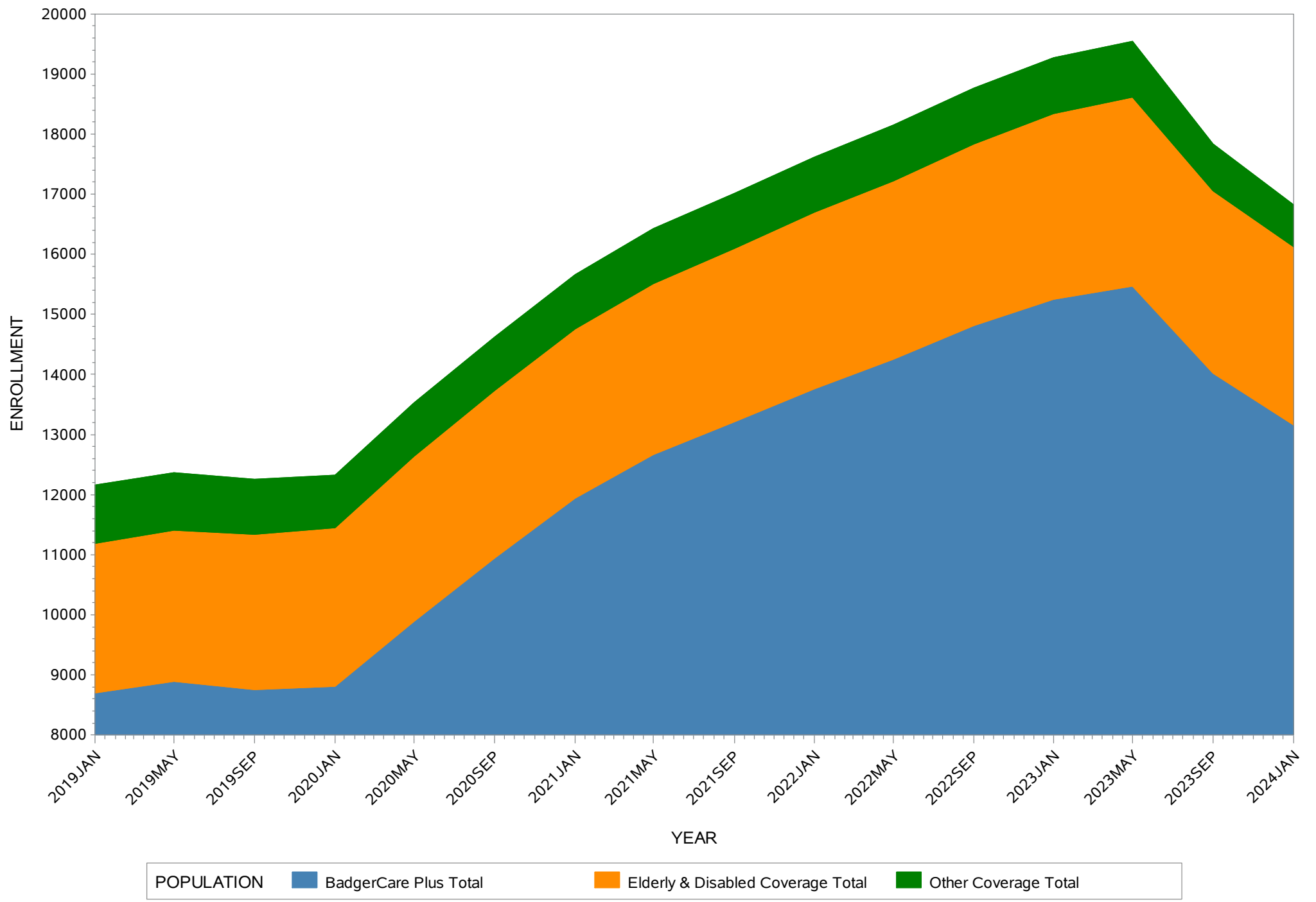
COUNTY OR TRIBE: WASHBURN



POPULATION BadgerCare Plus Total Elderly & Disabled Coverage Total Other Coverage Total

WISCONSIN MEDICAID

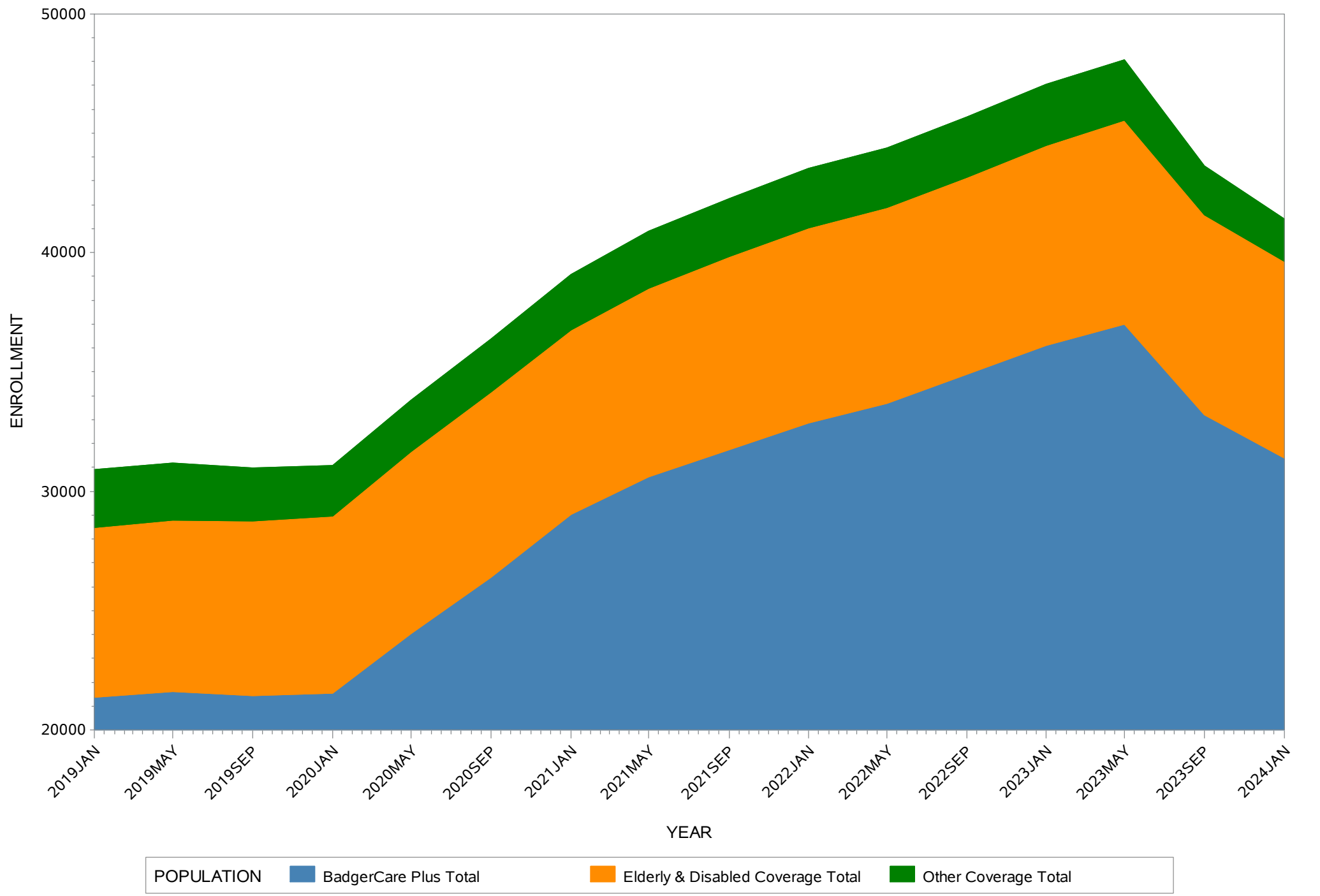
COUNTY OR TRIBE: WASHINGTON



POPULATION BadgerCare Plus Total Elderly & Disabled Coverage Total Other Coverage Total

WISCONSIN MEDICAID

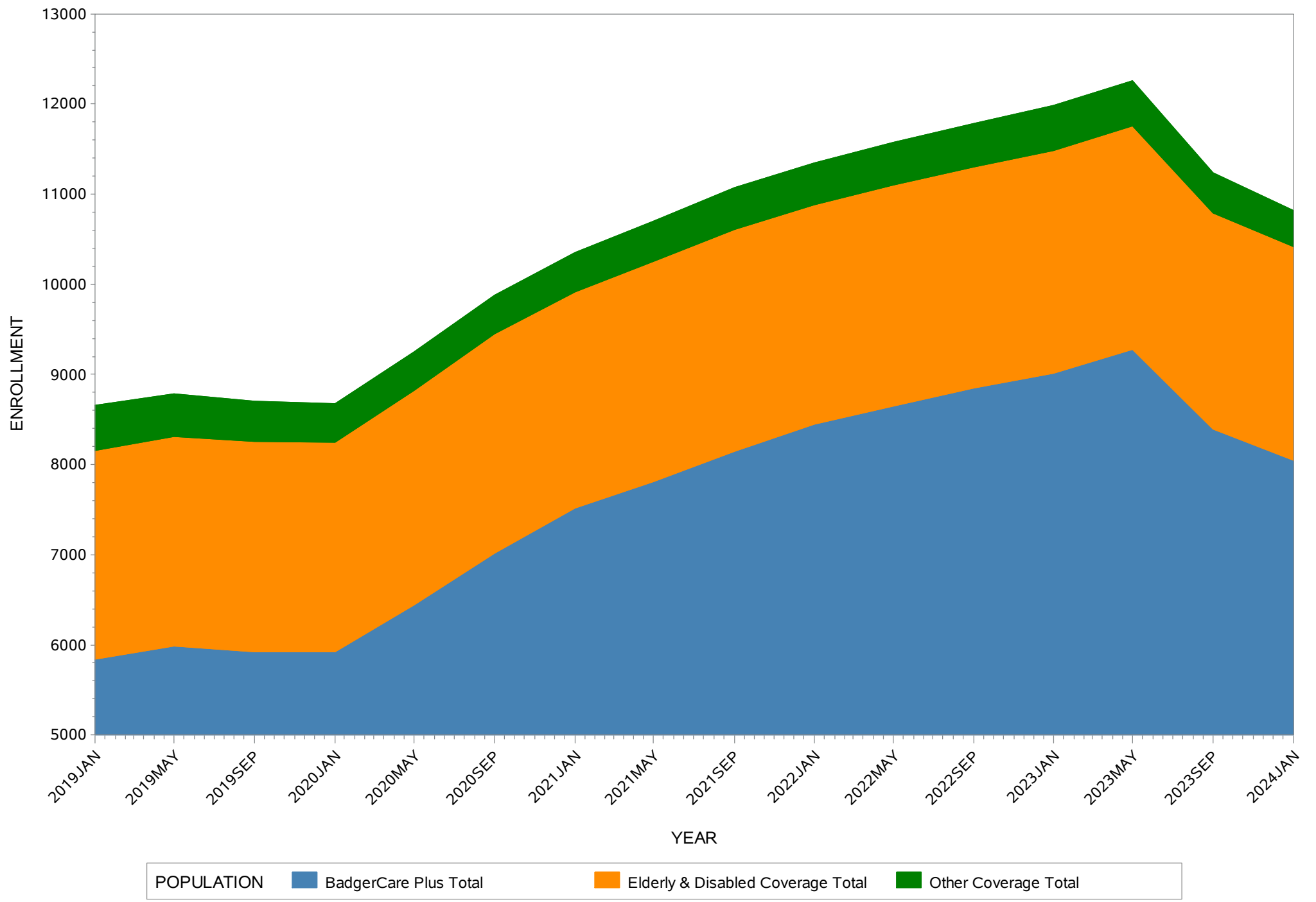
COUNTY OR TRIBE: WAUKESHA



POPULATION BadgerCare Plus Total Elderly & Disabled Coverage Total Other Coverage Total

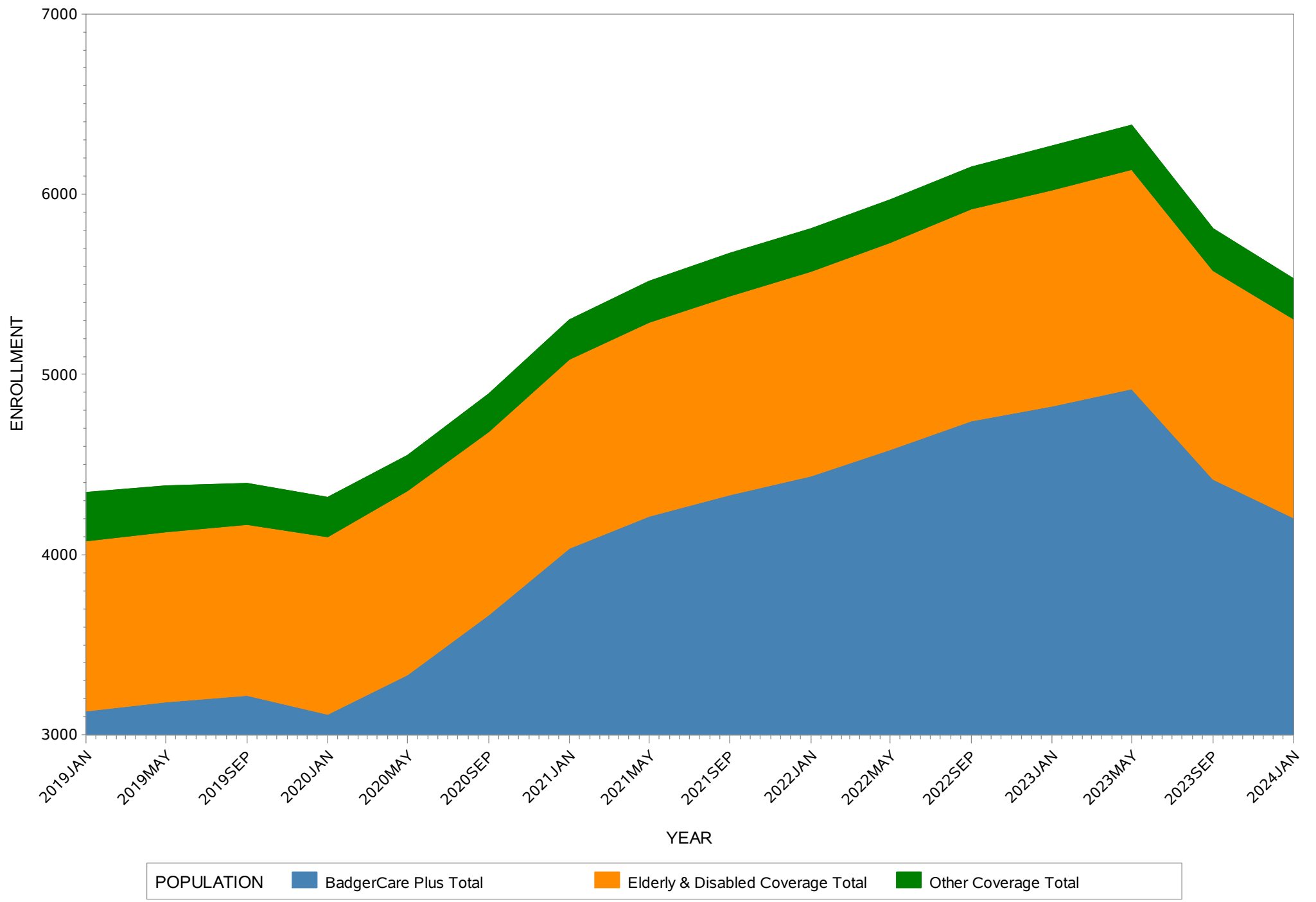
WISCONSIN MEDICAID

COUNTY OR TRIBE: WAUPACA



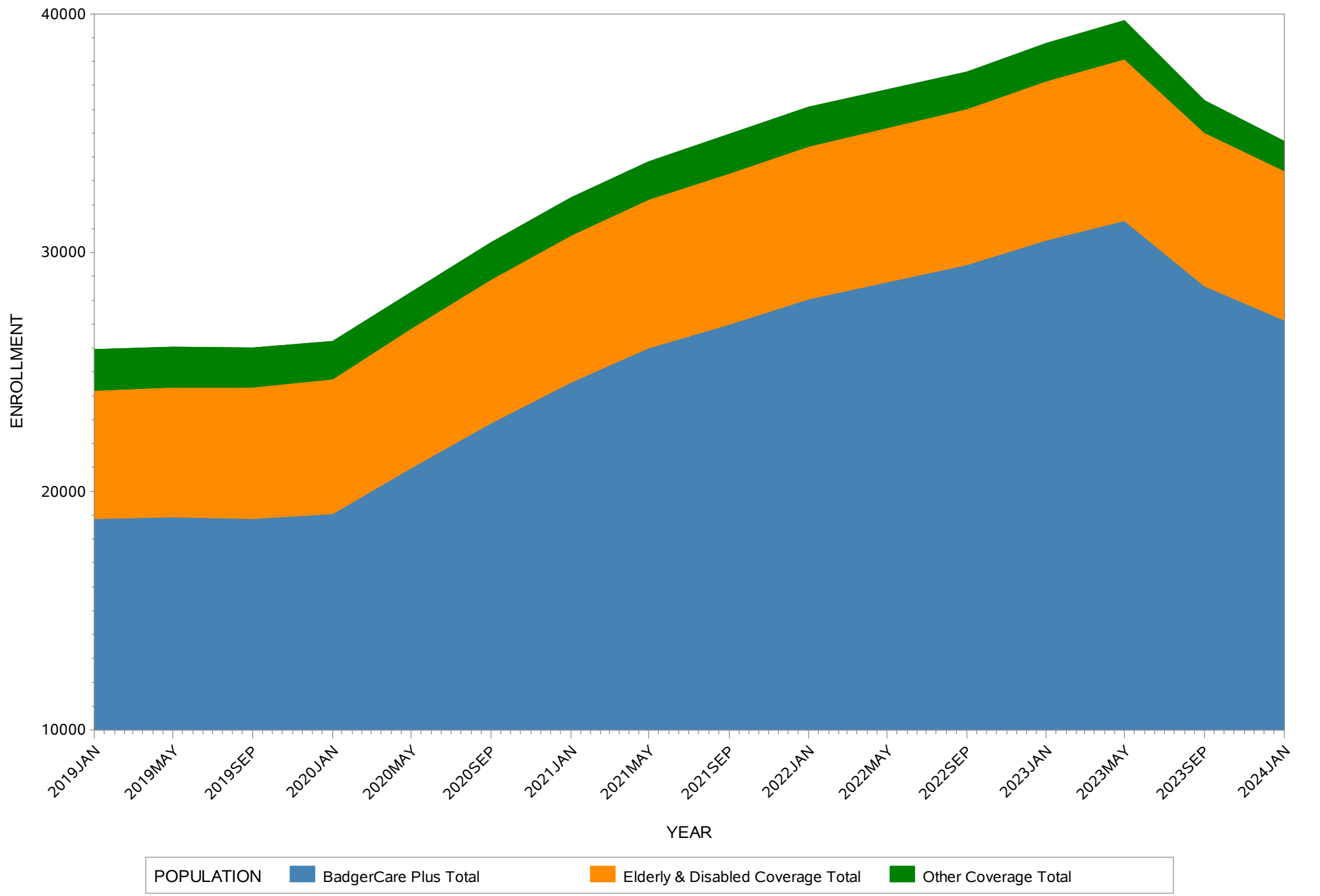
WISCONSIN MEDICAID

COUNTY OR TRIBE: WAUSHARA



WISCONSIN MEDICAID

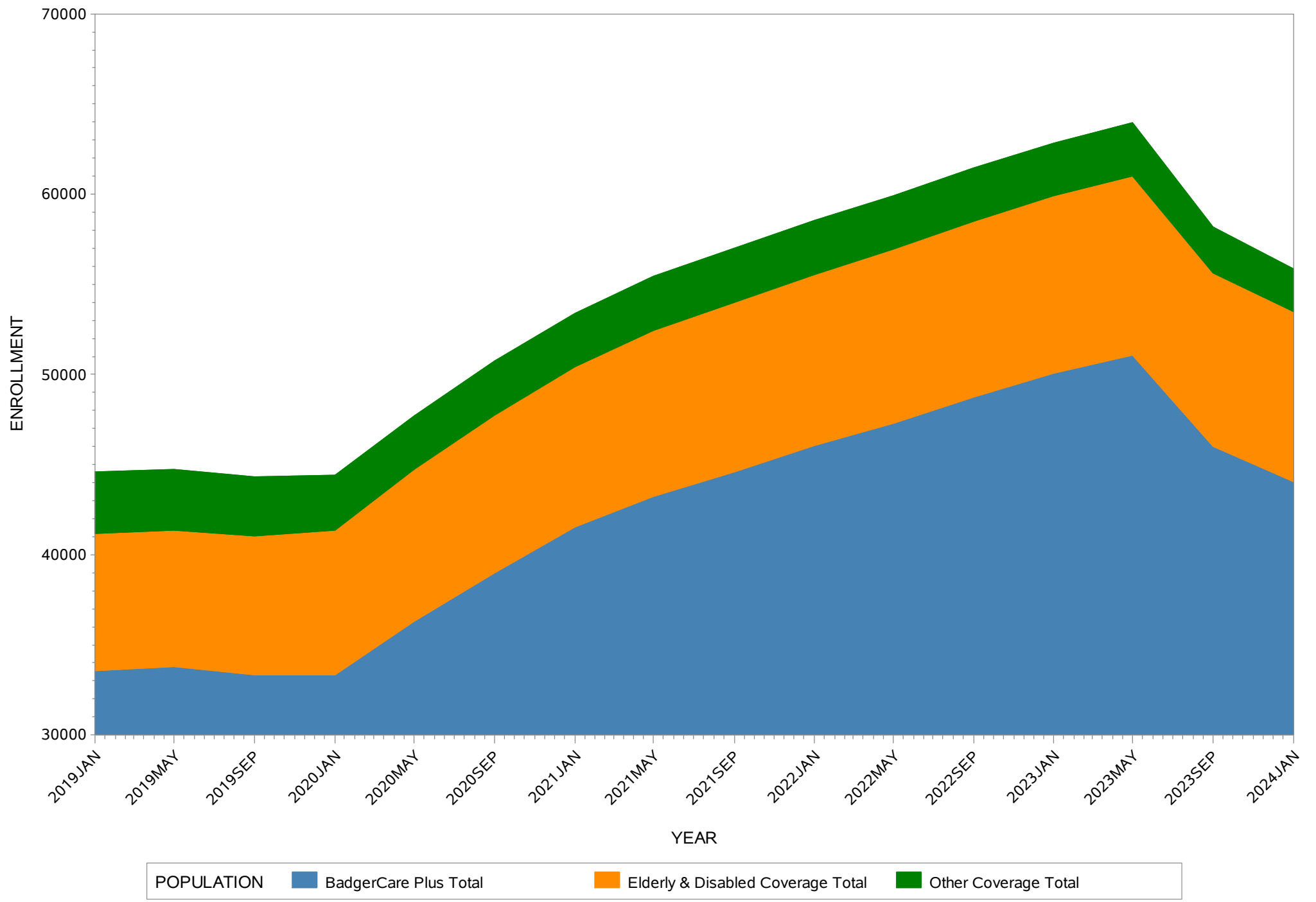
COUNTY OR TRIBE: WINNEBAGO



POPULATION BadgerCare Plus Total Elderly & Disabled Coverage Total Other Coverage Total

WISCONSIN MEDICAID

COUNTY OR TRIBE: WOOD



POPULATION BadgerCare Plus Total Elderly & Disabled Coverage Total Other Coverage Total

WISCONSIN MEDICAID

COUNTY OR TRIBE: OTHER STATEWIDE AGENCIES

